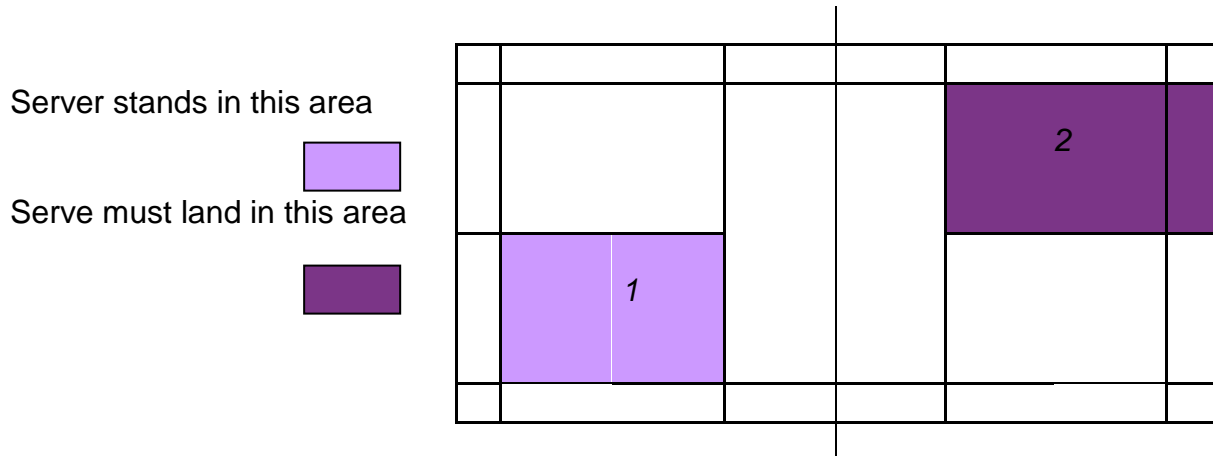



How To Play Badminton

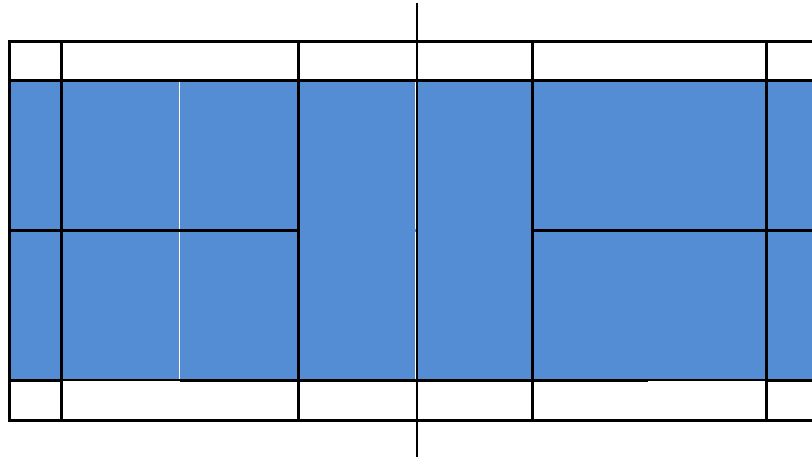
Singles

- The serve must be underarm.
- The serve must go diagonally across the net from 1 to 2 on the picture below.



- Starting from the right hand side you serve on alternate sides.
- You serve from the right hand side when your score is an even number and from the left when your score is an odd number.
- The serve must land in the shaded area 
- If the shuttle lands outside of this area and is not touched by the opponent before it hits the ground the serve and a point is awarded to the opponent.
- When the rally is lost, the opponent scores a point and will serve the next rally.
- The winner of any rally regardless of who serves receives a point.
- Every time you win a point you will serve for the next rally.

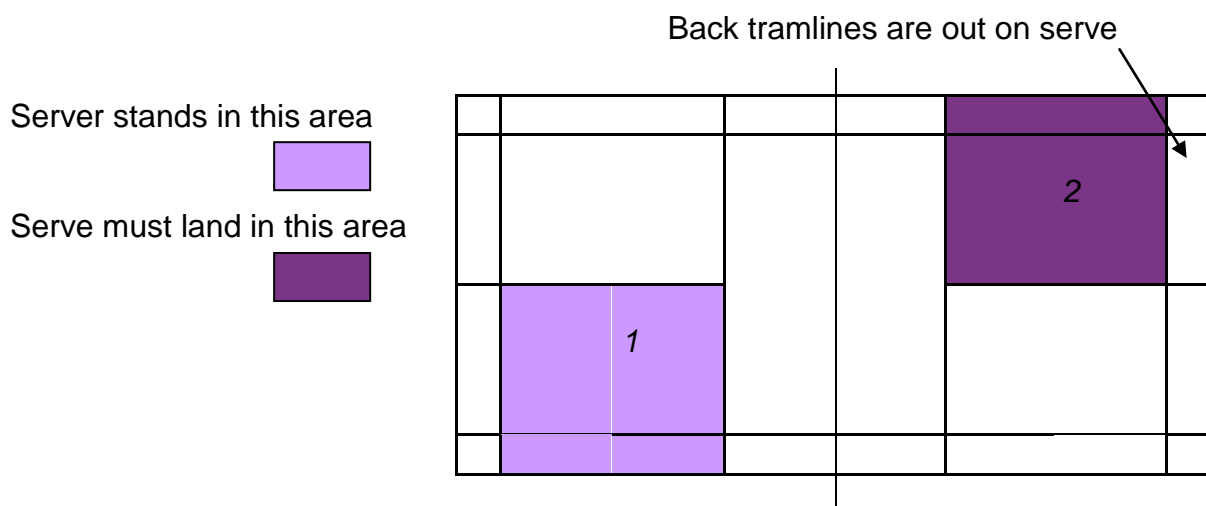
- In Singles – during the rally the outside tramlines are out
- At all times during the rally – if the shuttle lands on the line in the shaded area it is called in



- If the shuttle lands outside of this area and is not touched by the opponent before it lands then the opponent scores a point.
- A match consists of “best of 3 games to 21 points”.
- In the event of any game being tied at 20 points each, the game continues till one player has a two-point advantage. Should the game reach 29 points each. The player that scores the next point will be the winner, 30-29.
- One Game to 21 points is commonly played by the lower levels e.g. school, some Interclub, etc.
 - In these games the players change ends of the court when the first player reaches 11 points and the players are entitled to a 60 second break, but cannot leave the court.
 - The duration of games at a lower level are sometimes altered. E.g. best of three games to 11 points or 15 points.
 - Or 1 game to 21 points or 31 points.
 - In the case of a game to 31 points the players change ends and are entitled to a 60 second break when the first players score reaches 16 points.
 - Matches consisting of three games to 21 points are played in most tournaments.
 - In these games the players change ends of the court after the first game and are entitled to a two-minute break. If one player wins both the first and second games a third game is NOT played. If a third game is played, the players are allowed a two-minute break between the 2nd and 3rd games. The players change ends at the beginning of the third game and when the first player reaches 11 points in the third game.
 - A one-minute break is permitted in every game at 11 points but players are not allowed to leave the court.

Doubles

- The serve must be underarm.
- The serve must go diagonally across the net from 1 to 2 on the picture below.

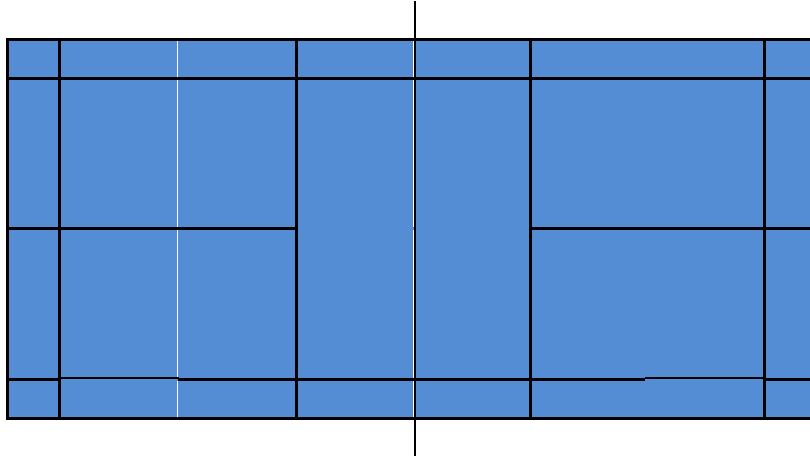


- Starting from the right hand side you serve on alternate sides.
- You serve from the right hand side when your score is an even number and from the left when your score is an odd number.
- If the shuttle lands outside these areas and is not touched by the opponent before it hits the ground the serve and a point is awarded to the opponent.
- A point is awarded to the winner of every rally regardless of who served.
- If you serve and win the point you serve again from the other service area.
- If your sides score is an even number the player on the right hand side serves. If the serving side wins the rally they score a point and the same person serves again from the Left hand side, as their score will now be an odd number.
- If your sides score is an odd number the player on the left hand side serves. If the serving side wins the rally they score a point and the same person serves again from the right hand side, as their score will now be an even number.
- Should your side be receiving the serve and you win the rally, your side will add one point to its total and serve the next rally. If your score is now an even number the person on the Right hand side serves. **Or** If your sides score is now an odd number the person on the Left hand side serves.

During the game the shuttle must land in  the shaded area of the picture.

In Doubles – during the rally the whole court is in.

At all times during the rally – if the shuttle lands on the line then it is called in.



- If the shuttle lands outside of this area and is not touched by the opponent before it lands then the opponent scores a point.
- A match consists of “best of 3 games to 21 points”.
- In the event of any game being tied at 20 points each, the game continues till one player has a two-point advantage. Should the game reach 29 points each. The player that scores the next point will be the winner, 30-29.
- One Game to 21 points is commonly played by the lower levels e.g. school, some Interclub, etc.
- In these games the players change ends of the court when the first player reaches 11 points, the players are also entitled to a 60 second break during the change of ends, but cannot leave the court.
- The duration of games at a lower level are sometimes altered. E.g. best of three games to 11 points or 15 points. Or 1 game to 21 points or 31 points
- In the case of a game to 31 points the players change ends and are entitled to a 60 second break when the first players score reaches 16 points.
- Matches consisting of three games to 21 points are played in most Tournaments.
- In these games the players change ends of the court after the first game and are entitled to a two-minute break. If one player wins both the first and second games a third game is NOT played. If a third game is played, the players are allowed a two-minute break between the 2nd and 3rd games. The players change ends at the beginning of the third game and when the first player reaches 11 points in the third game.

- A one-minute break is permitted in every game at 11 points but players are not permitted to leave the court.