



Officials Information 2025

Refereeing provides you with an opportunity to be rewarded for your commitment to the game, engage at times that suit your work or lifestyle, be physically active, meet new people, make new friends and share many great experiences.



Referees Pathway

TRAINEE

Introductory level in which a trainee participates in HBA officials training.

The age of a trainee needs to be 13+ years old. HBA runs beginner courses throughout the year. It's a 10-week minimum training period that has a theory component and an on-court component where the trainee is supported by a Referee educator.


Being a trainee consists of

- Theory of basic basketball rules and knowledge
- Understanding basic game operations
- Applying correct knowledge and operations in a live game situation with confidence
- Being reliable, willing to learn and showing effort

General Enquiry

HBA Referee Clinic

Referee Training



Trainee /Junior Level Referee Competencies

Referees to be assessed for the following competencies on low level junior competitions (up to under 14's) and are to be partnered by a Level C referee or above.

This level may be granted by the local association Educators or by a Grade A referee coach (or above grade) who is appointed by the local association Match Officials Manager

Competency	Measurement
Personal Qualities	<i>Minimum age of 13</i>
<ul style="list-style-type: none"> Be over the age of 13 or in High School 	
<ul style="list-style-type: none"> Wear correct Trainee / Junior Level uniform (including HBA Maroon referee shirt) and be punctual to games 	Wears uniform and consistently arrive early for games
Beginners School	
<ul style="list-style-type: none"> Attend Beginners HBA theory sessions (covers basic mechanics, rules, signals, tribunal system etc) 	Must attend when available or arrange make up sessions if sick/away and satisfactorily participate in group discussions and practical demonstrations
Administration	
<ul style="list-style-type: none"> Demonstrate the basic signals and be able to communicate calls to the bench as per HBA/FIBA mechanics or Abbreviated Rule Book 	The Scoretable needs to be able to adequately understand the calls being made by the referee through Voice and Visuals
<ul style="list-style-type: none"> Be able to correctly add and sign off a score sheet (or electronic equivalent) 	Sign of a score sheet or electronic equivalent correctly as demonstrated
Fouls and Violations	
<ul style="list-style-type: none"> Make a call on the majority of heavy contact situations 	Referee needs to show they can make a decision on the majority of heavy contact situations – doesn't have to be the correct call but needs to at least make a call to control the game with confidence
<ul style="list-style-type: none"> Call the majority of fouls in his/her area 	Call the majority of fouls closer to him/her
<ul style="list-style-type: none"> Call all out of bounds correctly 	Call all out of bounds correctly, using correct signals
<ul style="list-style-type: none"> Call all blatant travels and double dribbles 	Call and signal all blatant travels and double dribbles
Mechanics	
<ul style="list-style-type: none"> Make correct basic positioning on the court in trail and lead by "boxing in" the play 	Need to show they know where to move on the court when in trail and lead, and "box in the play" (keep the players between the referees)
<ul style="list-style-type: none"> Know the basic responsibilities for trail and lead positions 	Demonstrate basic knowledge in areas of responsibilities in lead and trail – i.e. where to stand on shots, In bound balance, who signals to the bench, switching etc
Rule Knowledge	
<ul style="list-style-type: none"> Have good basic knowledge of the rules of the game (fouls, travels, double dribbles etc) 	Through their performance on court and by having the majority of their calls correct the referee coach can determine that the referee has good basic knowledge of the basic rules

Note: Trainee/Junior Level officials should only be appointed to junior level games (up to under 14's) and should always be partnered with a Level 1C or above official.



Grade C

Grey shirt - Primary School, Intermediate & Selected High School Games

Once a referee is successful in their trainee course, they are considered a Grade C referee. Most C referees remain at this level for 1-2 years depending on their confidence and execution. They will primarily referee junior HBA level competitions.

Primary School & Intermediate

Jr Sec School & U12/14 Super
City

HBA Tournaments

BBNZ Level One

Complete BBNZ Level One



Grade C Referee Competencies

Referees to be assessed for the following competencies on low level Senior or Junior Domestic Games

This level may be granted by the local association advisor or by a Grade A referee coach (or above grade) who is appointed by the local association advisor.

Competency	Measurement
Personal Qualities • Be 14 years or older	Be over the age
• Wear correct Level 1C uniform and be punctual to games	Wears uniform and consistently arrive early for games
Beginners School • Have satisfactorily completed the beginners school theory sessions	Must attend every session or arrange make up sessions if sick/away and satisfactorily participate in group discussions and practical demonstrations
Administration • Demonstrate the basic signals and be able to communicate calls to the bench as per FIBA mechanics or Abbreviated Rule Book	The Score table needs to be able to adequately understand the calls being made by the referee through Voice and Visuals
• Be able to correctly add and sign off a score sheet (or electronic equivalent)	Sign of a score sheet or electronic equivalent correctly as demonstrated
Fouls and Violations • Make a call on all heavy contact situations	Referee needs to show they can make a decision on the majority of heavy contact situations – doesn't have to be the correct call but needs to at least make a call to control the game with confidence
• Call the majority of fouls in his/her area	Call the majority of fouls closer to him/her
• Call all out of bounds correctly	Call all out of bounds correctly, using correct signals
• Call all blatant travels and double dribbles	Call and signal all blatant travels and double dribbles
Mechanics • Make correct basic positioning on the court in trail and lead by "boxing in" the play	Need to show they know where to move on the court when in trail and lead, and "box in the play" (keep the players between the referees)
• Know areas of responsibility for trail and lead	Demonstrate basic knowledge in areas of responsibilities in lead and trail – i.e. where to stand on shots, In bound balance, who signals to the bench, switching etc
Rule Knowledge • Have good basic knowledge of the rules of the game (fouls, travels, double dribbles etc)	Through their performance on court and by having the majority of their calls correct the referee Educator can determine that the referee has good basic knowledge of the basic rules



GRADE B

High School Games, HBA Adults Leagues & Tournaments (SAS SLAM, Easter Tournament, Rep Age Group Qualifiers)

Once they move on to a Grade B referee, they are more likely to officiate higher age group level games of Basketball. During the next year or two and if they show an aptitude for officiating, they will be identified to be selected for certain tournaments in which they will represent Harbour Basketball as an Official tournament referee

Sec School games

HBA Tournaments Sr Age

HBA Adult Leagues

BBNZ Level Two
Complete BBNZ Level Two




Grade B Referee Competencies

Referees to be assessed for the following competencies on Senior/High level Junior Game.

This level may be granted by the local association Match Officials Manager or by a Grade A Referee Educator (or above grade)

Competency	Measurement
Personal Qualities <ul style="list-style-type: none"> • Be 15 years of age at time of the assessment • Wear correct uniform (as outlined in the Referees Code of Conduct) and be punctual to games • Have held Grade "C" for a minimum of 6 months 	Be at least 15 years of age or older Wears uniform and consistently arrive early for games Have held Grade "C" for a minimum of 6 months
Administration <ul style="list-style-type: none"> • Show clear and correct signals to the bench as per FIBA mechanics or Abbreviated Rule Book • Show good communication to players, coaches and the bench where necessary and start Using preventative voice Showing skills of being able to deal with conflict (control the game) • Show good presentation on court (shirt tucked in, neat uniform, appropriate body language) 	Communication with scoretable is clear and concise and is in line with that described in the FIBA rule and mechanics books Be able to succinctly deliver calls, answer simple questions and manage conflict including calling technical fouls when necessary. Referee needs to show that they are starting using a preventative voice to prevent contact in the post and on the dribbler Show good presentation on court including appropriate body language
Fouls and Violations <ul style="list-style-type: none"> • Make the correct call on all heavy contact situations • Call the majority of fouls correctly in his/her area, in particular show that they protect the shooter • Call all out of bounds correctly 	Should be making the correct call on all heavy contact situations Call the majority of fouls correctly closest to them, in particular show that they protect the shooter Deliver all out of bounds calls and signals correctly
<ul style="list-style-type: none"> • Call the majority of travels, double dribbles and other basic violations 	Call the travels, double dribbles and other basic violations closest to them.
Mechanics <ul style="list-style-type: none"> • Make correct positioning on the court in trail and lead and show they understand the principals of finding "the gap" between offensive and defensive players • Show they are starting to referee off the ball (no ball watching) and they start looking for contact on Off ball screens Post play • Show they are calling in their areas of responsibility 	Need to show they know the basic positions of lead and trail and that they are starting to move in these positions to get the gap between offense and defense and that they are not standing still in lead and trail Need to work on not "ball watching" and that they recognize the importance of watching screens and post play off the ball.
Rule Knowledge <ul style="list-style-type: none"> • Show a sound knowledge of the majority of rules 	Referee needs to start to know the areas and understand when they are on ball and when they are off ball and only call in their areas of responsibility (unless a big foul is missed by their partner) Through their performance on court and by the type of calls they make the referee coach can determine that the referee has good basic knowledge of the majority of rules



GRADE A

BBNZ Age Group Tournaments (TUPU League, U18, U20 & Sec School Nationals)

To become a Grade A referee, HBA will nominate their most talented referees who are committed to becoming an elite referee. Part of this commitment is to be assessed by BBNZ, complete a theory & fitness test and attend BBNZ Tournaments. If you complete all the necessary requirements successfully, then you will be able to gain your HBA Grade A status.

U16 & U18 Nationals

Sec School/U20 Nationals

TUPU League




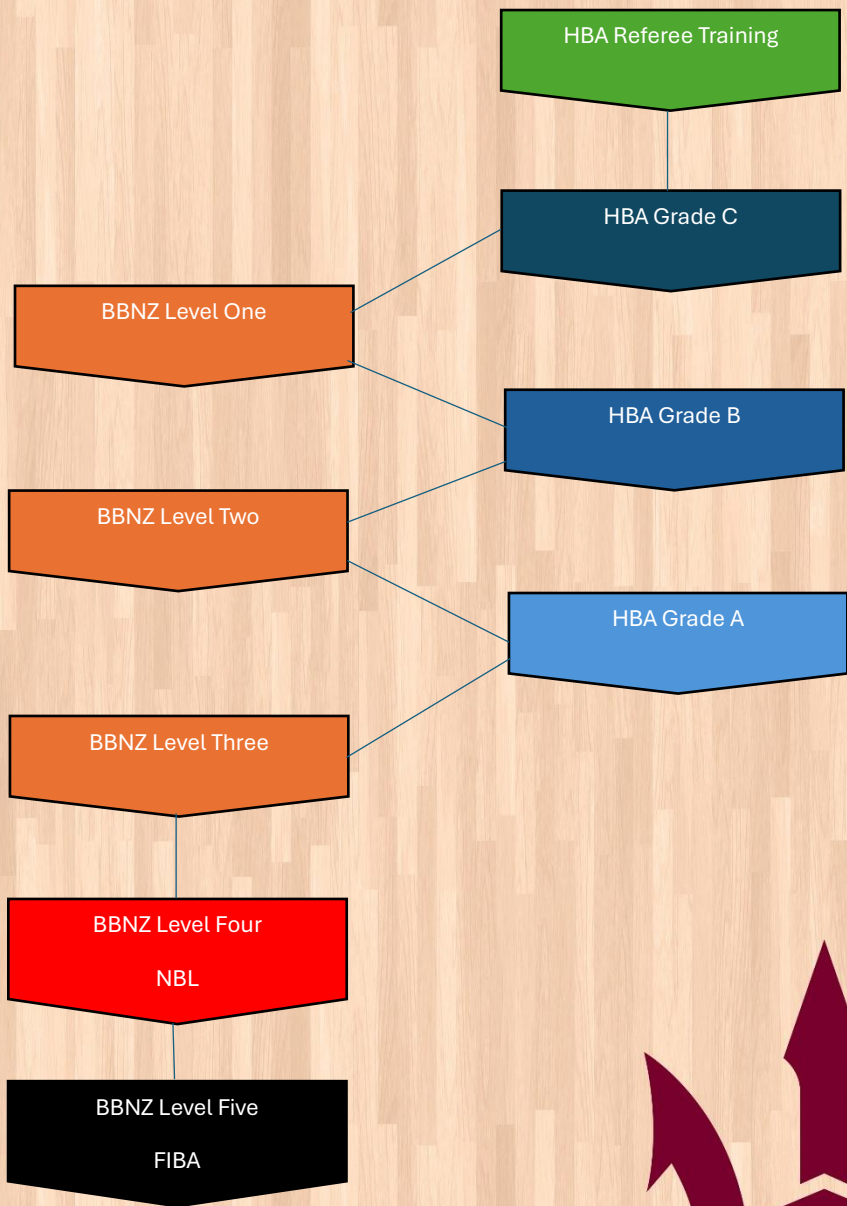
Grade A Referee Competencies

Referees are assessed for the following competencies on the most difficult Sec School, HBA Tournament Games at their Local association (Not necessarily the highest level)

This Level may be granted by the local association or region advisor or by a Grade 2 referee coach (or above grade) who is appointed by the local association or region advisor.

Competency	Measurements
Personal Qualities	Be at least 16 years of age or over
• Be 16 years of age at time of the assessment	
• Wear correct uniform (as outlined in the Referees Code of Conduct) and be punctual to games	Wears uniform and consistently arrive early for games
• Have held Grade B for a minimum of 6 months	Have held Grade B for minimum of 12 months
Administration	
• Show correct, clear and professional signals to the bench as per FIBA mechanics or Abbreviated Rule Book	Communication with the scoretable is clear and concise and is in line with that described in the FIBA rule and mechanics books
• Show good communication to players, coaches and the bench where necessary and show sound use of preventative voice	Be able to succinctly deliver calls, answer questions and manage conflict including calling technical fouls when necessary. Referee needs to display preventative voice techniques to prevent contact in the post and on the dribbler. The referee should also be looking to manage the game in terms of call selection (What is good for the game)
• skills to deal with conflict (control the game) and start looking to manage the game	
• Show excellent presentation on court (shirt tucked in, neat uniform, appropriate body language)	Show good presentation on court including appropriate body language
Grade A School (Premier)	
• Attend Grade A theory sessions (covers topics including advanced mechanics, rules, advanced violations, fouls, advantage/disadvantage of incidental contact etc as approved by the BBNZ)	Attend every session or arrange make up sessions if sick/ away and satisfactorily participate in group discussions and practical demonstrations
• Can attempt and achieve a satisfactory level on the Fitness test	for familiarization purposes), needs to attempt for future goals.
Fouls and Violations	
• Call on average 80% of fouls/violations in his/her area correctly	Call on average 80% of fouls/violations in his/her area correctly
• Call block/charge correctly by applying "FFF" principals	Call block/charge correctly by applying "FFF" principal (Feet, Facing and First) and should display a level of consistency in the application of verticality and refereeing the defence
• Apply basic advantage/disadvantage principals where appropriate	Apply basic advantage/disadvantage principals where appropriate (note that at domestic level, applying advantage/disadvantage principals may not be appropriate)
• Understand and where necessary call advanced violations such as goal tending	Understand and where necessary call advanced violations such as goal tending & 24sec (if used)
• Show they have the leadership skills to be able to control any domestic game, with any partner	Show they have the leadership skills to be able to control any domestic game, with a less experienced partner







BASKETBALL New Zealand

Level 1 Referee Course

This is the entry point into the referee development programme which supports community basketball referees at association and school level, through to the national level.

The course consists of 16 self-paced online modules, following which participants can enrol into a Level 1 practical workshop facilitated by their association. The final stage of the Level 1 course is a supported game assessment with a referee trainer.

Process for Referees to register for etrainu and enroll into the Level 1 Referee course:

1. Enrol into the course by scanning the QR code below.
2. You should receive a confirmation email within 20mins, use the link in the email to access your Game Day "Member Profile".
3. Once you are in your Member Profile, click '**Qualifications**' and then click '**Login to etrainu**'. This will automatically log you into etrainu.
4. Once in etrainu, click '**My Training**' to go into the Level 1 course, if it is not showing up for you give it 15mins and try again as the two platforms can take time to sync.

If you have any issues, contact Nicola by emailing:

education@nz.basketball

