



Mittagong Football Club

How to Apply for an Active Kids Voucher

The Active Kids scheme is offered by the NSW Government through ServiceNSW and provides school aged children with a \$100 voucher that can be used with a registered activity provider for registration, participation and membership costs for sport, fitness and active recreation activities. Mittagong Football Club (formerly Mittagong Soccer Club) is a registered provider.

To be eligible for an Active Kids Voucher, a child needs to be:

- a NSW resident
- between 4.5 and 18 years of age
- enrolled in school (from Kindergarten to Year 12, including those who are home-schooled or enrolled in secondary school education at TAFE NSW)
- a current Medicare card holder.

You will need to apply for your Active Kids Voucher before commencing registration on the PlayFootball website www.playfootball.com.au.

What you will need:

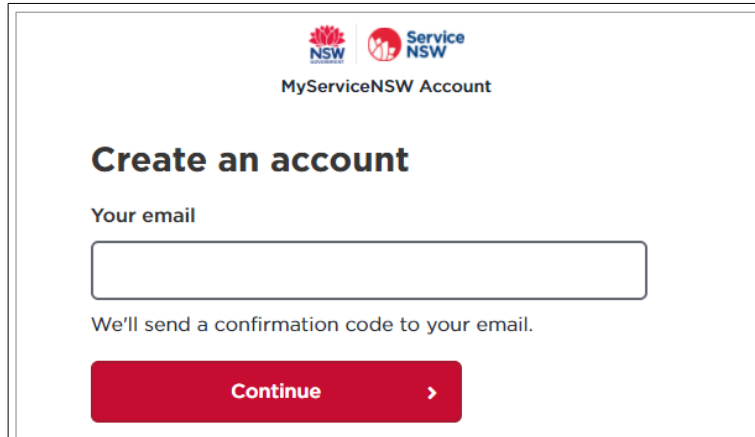
- Access to a computer (Active Kids Vouchers need to be applied for online).
- Your identity documents (including Drivers Licence, Medicare card, passport or citizenship certificate).
- Your child's details (including Medicare card, height, weight).
- About 10 minutes of your time.

The following pages provide step-by-step instructions to applying for an Active Kids Voucher.

Step-by-Step Instructions

Step 1: Create an Account

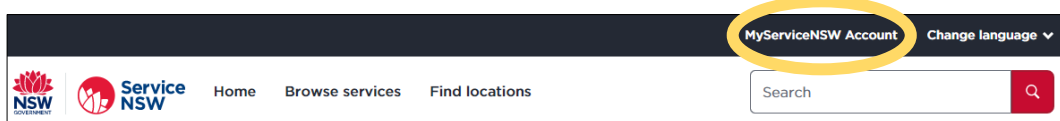
You need a ServiceNSW online account to apply for an Active Kids Voucher. If you don't have one, go to account.service.nsw.gov.au/createaccount to create one. If you already have an account, go to **Step 2**.




The screenshot shows the 'Create an account' page. At the top, there are the NSW and Service NSW logos, followed by the text 'MyServiceNSW Account'. Below this is the heading 'Create an account'. Underneath, there is a label 'Your email' and a text input field. Below the input field, it says 'We'll send a confirmation code to your email.' At the bottom, there is a red button with the text 'Continue' and a right-pointing arrow.

Step 2: Log In

Login to your account at account.service.nsw.gov.au/login or select **MyServiceNSW Account** on the home page and then select **Log in**.

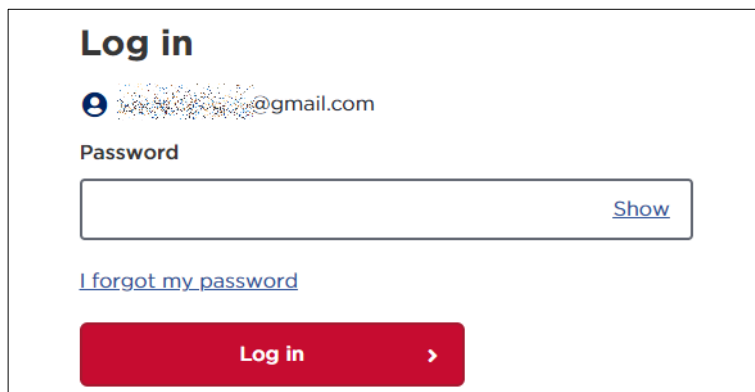


Fill in your email address and click **Continue**.



The screenshot shows the 'Log in' page. At the top, there are the NSW and Service NSW logos, followed by the text 'MyServiceNSW Account'. Below this is the heading 'Log in'. Underneath, there is a label 'Email' and a text input field. Below the input field, there is a red button with the text 'Continue' and a right-pointing arrow.

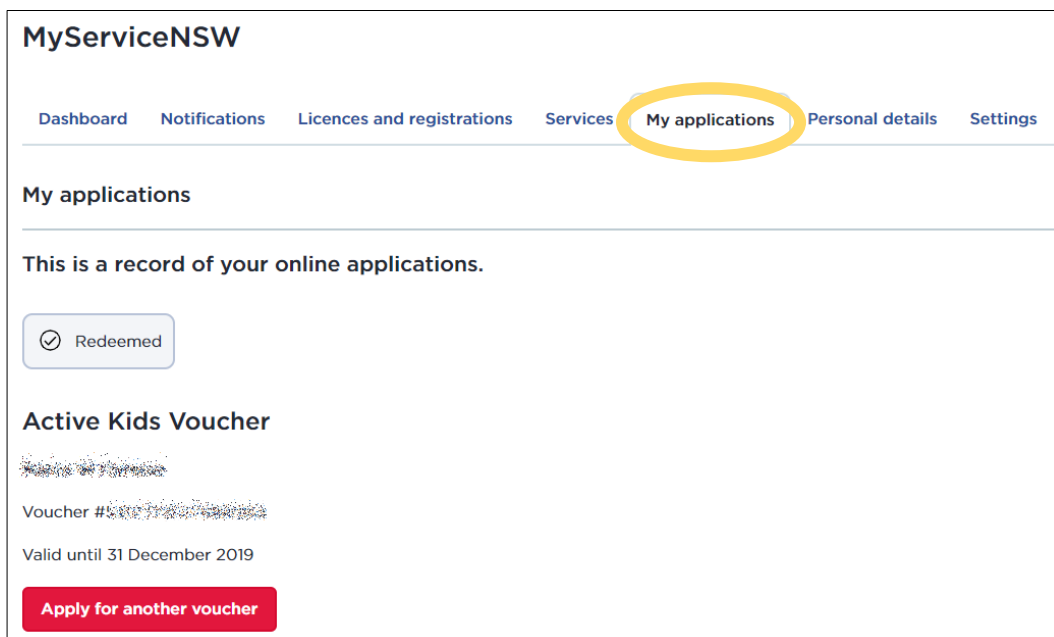
Then enter your password and click **Log in**.



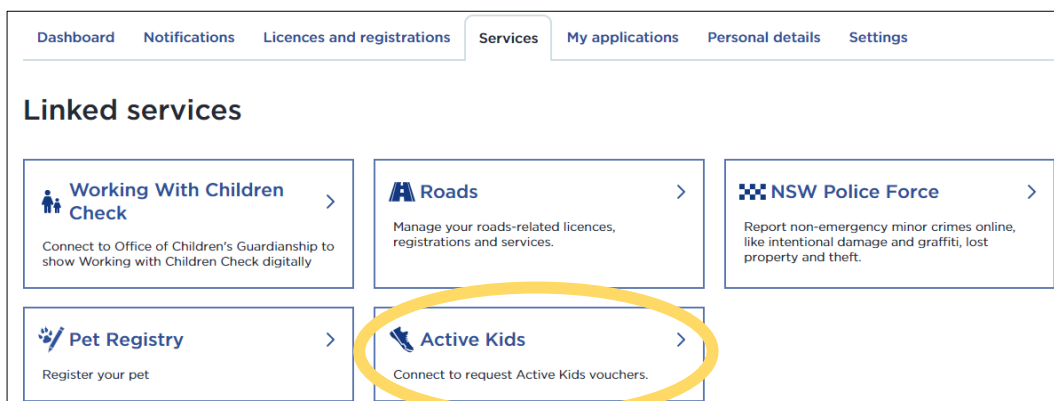
The screenshot shows the password input section of the 'Log in' page. It features a label 'Password' and a text input field with a 'Show' link to its right. Below the input field, there is a blue link that says 'I forgot my password'. At the bottom, there is a red button with the text 'Log in' and a right-pointing arrow.

Step 3: Start an Active Kids Voucher Application

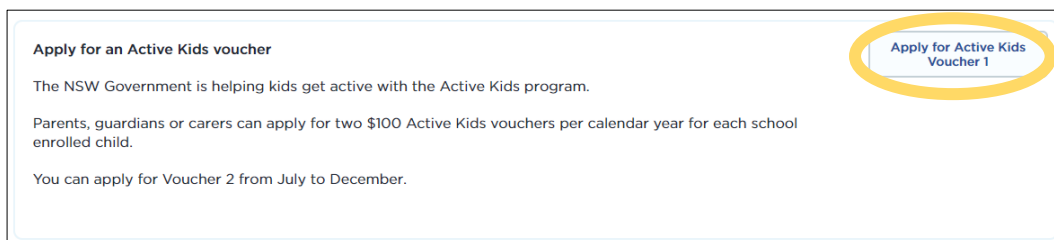
If you have previously obtained an Active Kids Voucher for your child, go to the **My Applications** tab and you will be able to click on **Apply for another voucher**. Then go to **Step 4**.



If this is the first time you've applied for an Active Kids Voucher, click on the **Active Kids** Logo under the **Services** tab.



On the next page click on **Apply for Active Kids Voucher**.



Step 4: Identity

On the next page there will be a list of documents needed to confirm YOUR identity details but for most people, a Drivers Licence and Medicare Card is sufficient.

Click **Continue**.

You will be asked to fill in your identity details over the next couple of pages. Click on the red buttons once you have completed the information on each page.

Once your identity has been verified click on **Continue with Application**.

Step 5: Contacts

On the next page you'll be asked to enter your contact details. (These will be pre-filled if you're re-applying for an Active Kids Voucher.)

Complete the details and tick the box to confirm your consent.

Parent/guardian/carer consent



I confirm that I am the parent/guardian/carer of the child(ren) being applied for.

I understand that it is an offence under the Crimes Act 1900 (NSW) to provide false or misleading information to a public authority.

Click **Continue**.

Step 6: Child Eligibility Details

You will then be asked to verify the identity of the child you're applying for. You will need their Medicare Card details. Fill out all details and click on **Check eligibility of child**.

Once the identity and eligibility of your child has been confirmed you be given the opportunity to add another child before continuing.

Check the eligibility of your child

To be eligible for an Active Kids voucher, a child needs to be:


- a NSW resident
- between 4.5 to 18 years of age
- enrolled in school (from Kindergarten to Year 12, including those who are home-schooled or enrolled in secondary school education at TAFE NSW)
- a current Medicare card holder

✓  is eligible

Add another child

Continue with eligible child

Once you have filled out the details and eligibility of all children, click **Continue with eligible child** or **Continue with eligible children**.

<p>Step 7: Further Details</p>	<p>The next page will ask for the following information about your child:</p> <ul style="list-style-type: none"> • Primary residential address • School • Gender • Main language spoken at home • Aboriginal or Torres Strait Islander heritage • Whether your child has a disability • Height (cm) • Weight (kg) • Physical activity per week • Participation in organised sport • How you plan to use the voucher. <p>When all fields have been completed, click on Continue.</p> <p>If you have multiple children, you will be asked these questions for each child. Then you will have the opportunity to elect to participate in further research by checking the box.</p> <div data-bbox="320 804 1383 945" style="border: 1px solid black; padding: 10px;"> <input type="checkbox"/> I agree to being contacted by the Office of Sport to participate in further research to determine the effectiveness of the program. I understand that I am free to withdraw my consent at any time. </div> <p>Click on Submit.</p>
<p>Step 8: Confirmation</p>	<p>You will reach the final screen which provides you with confirmation that the Active Kids Voucher(s) has been issued. The voucher(s) will be emailed to you and you can also access them from the MyServiceNSW Dashboard.</p> <div data-bbox="320 1167 1383 1682" style="border: 1px solid black; padding: 10px;"> <p>Congratulations! Your vouchers are ready.</p> <p>We've emailed your vouchers to @gmail.com. They are also accessible from My applications on your MyServiceNSW Account dashboard.</p> <p>Print vouchers</p> <p>Your vouchers are now ready to be used. If you don't already have a provider in mind, you can search from thousands of approved Active Kids providers using our search tool. Note that some providers only accept printed vouchers.</p> <p>Find a provider</p> </div>
<p>Step 9: Use It!</p>	<p>When you register your child at www.playfootball.com.au, the payment screen will ask you if you have an Active Kids Voucher – you MUST enter your voucher number at that point for it to apply.</p> <p>When your Active Kids Voucher number is recognised, your registration fee will immediately be reduced by \$100.</p> <p>How good is that?</p>

Where to go for help

If you have problems with applying for an Active Kids Voucher, contact ServiceNSW on 13 77 88.

If you have problems with your football registration on the PlayFootball site, contact the Club Registrar at mittagongfootballrego@gmail.com or 0414 963 383.

Mittagong Football Club

Web: www.mittagongfootballclub.org.au

Email: mittagongfootballclub@gmail.com

Facebook: fb.me/mittagongfootballclub

TeamApp (app): Mittagong Football Club

TeamApp (web): mittagongfootballclub.teamapp.com