



**2014**

# **ANNUAL REPORT**



## CONTENTS

AFL Sydney 2014 Officials	2
Football Operations Manager's Report	3
Sponsorship/Approved Suppliers	8
AFL Sydney Umpiring Group Report	9
Representative Football	11
Phelan Medal	19
Phelan Medallist	21
AFL Sydney Rising Star	22
Volunteer of the Year	24
Hall of Fame	25
Life Membership	26
Club Championship Award	27
AFL Sydney Team of the Year	28
Finals	30
Finals Match Results	32
Grand Final Photos	42
Club of the Year Program	43
Digital Sports	44
Football Record	44
Photography	44
Tribunal	45
2014 Premiers	46
2014 Grand Final Best on Ground Winners	47
2014 Miscellaneous Awards	47
2014 Leading Goal Kickers	48
2014 League Best and Fairest	49
2014 Competition Ladders	61
From the Vault	64
2014 Home and Away Results	65
Club Statistics	102
Benchmarking	108
AFL Sydney Survey	112

*Photos in the Annual Report courtesy of Michael Vettas Photography*

# AFL SYDNEY

## 2014 OFFICIALS

### **Football Operations Manager**

Matthew Graham

### **Football Operations Coordinator**

Scott Burkinshaw

### **State Football Operations Manager**

Darren Simpson

### **Community Football Manager**

Taleah Neowhouse

### **Tribunal Panel**

Brian Langton (Chair)  
Chris Raper  
Barry Richardson  
Richard O'Keefe  
Kim Perry  
Tony O'Donnell  
Jason Downing  
Daniel Reiss

### **Appeals Board**

Peter Hastings (Chair)  
Alec Leopold  
Tim Barling  
Trish McDonald

### **Investigations Officer**

Graeme Merkel

### **Representative Staff**

#### **Coach Asst Coaches/ Selectors**

**Selector/Manager  
Captain  
Physios  
Trainers**

#### **Seniors**

Roger Moten  
Terry Mudge  
Chris Yard  
Tony Overall

#### **Development**

Chris Hughes  
Michael Tapping  
Kieran Donohue

Scott Burkinshaw  
Matthew Lemme

### **Hall of Fame Members**

Ralph Roberston, Jack Dean, Stan Milton, Roy Hayes, Jimmy Stiff, Jack Williamson, Harry Free, Col Harris, Billy McKoy, Rod Podbury, Ellis Noack, Cec Quilkey, Jack Armstrong, John Hardy, Frank Dixon, Rod Miles, Bryan Tyler, Dan Wilson, Ray Moore, Alf Penno, Ian Allen, John Grose, Anthony Quinn, Chris O'Dwyer, Graeme Sambrook, Paul Bouchier, Simon Wilson, William Cottis, Ralph Turner, Bob Sterling, Trevor Burnett, Jarrod Crosby, Jaret Hogarth, Jason McPherson, Cliff Matson, Barnaby Howarth, Lindsay Hetherington, Russell Matheson, Geoffrey Green

### **Life Members**

Pat Hayes, Ellis Noack, Mark Rendell, John Armstrong, Peter Physick, Ian Wright

## **FOOTBALL OPERATIONS REPORT**

There is never a dull moment and 2014 was again a very busy year for AFL Sydney which again saw increased growth and some great competition amongst the ten divisions. There were some real highlights along the way which put the spotlight firmly on AFL Sydney.

In terms of the team running the competition, 2014 was my second year in the hot seat, and with Scott Burkinshaw coming on as the new Football Operations Coordinator, a much smoother season ensued. Early on in the year David Lawson moved from the AFL Sydney Manager role into the Facilities Manager. While in a slightly different role, Darren Simpson joined AFL NSW/ACT at the start of the season as the State Football Operations Manager where he oversaw the 13 leagues across the state and territory. In another change, Tom Harley was replaced as General Manager of AFL NSW/ACT and was replaced by Craig Bolton making a smooth transition.

The personal highlight for 2014 would have to be the Representative program which saw the men's and an inaugural AFL Sydney Women's team travel to the nations capital over the June long weekend to take on AFL Canberra. Apart from both sides claiming brilliant victories, the enthusiasm and buy in from the players to pull on the AFL Sydney jumper was one I was thrilled to be a part of. The first ever women's side playing under the AFL Sydney banner and their integration with the men's rep program was also a huge step in the right direction.

On the park, the league saw a total of 92 teams again across ten divisions which was slightly up on the previous season. This was made up of 60 senior men's teams, 18 senior women's teams (an increase of 4 from 2013 which would suggest the two division structure was the right move) and 16 Under 19's teams. This included one new club in the Wollondilly Knights who were accepted into the competition having played in AFL South Coast previously.

While divisionalisation does have its negatives as widely discussed, the main purpose for its introduction was to create more even competitions which was once again very evident this season. There were only two undefeated sides all year (Sydney University in Women's Division One and Southern Power in Women's Division Two) while across the ten competitions we had ten different clubs claim premierships which was great to see. There will always be anomalies along the way however the divisionalisation settling is pretty close now which should only see extremely close competition amongst all divisions into the near future.

There were a couple of significant changes to the league in 2014 which included the Premier Division competition being reduced to 10 teams (from 12) with the relegation to Division One of Illawarra and Balmain while the Under 18's changed to an Under 19 competition in line with recommendations from the AFL Sydney Strategic plan with endorsement from the Strategy Group.

As far as the winners, if anyone thought that Manly-Warringah's fairytale 2013 where they claimed the Premier Division flag in their first season in that division was a fluke, they were going to be sadly mistaken. Once again the Giants (the club underwent a moniker change during the offseason from the Wolves) took all before them to have an even better year losing only one game along the way to back to back flags. The Giants once again pulled off a few brilliant recruiting coups in the offseason to bolster their list as they prepared to defend their title. This included the likes of VFL full forward Brayden Fowler (who subsequently went on to claim the Stan Milton Trophy as the leading goal kicker) along with returning SANFL player James Brain (who claimed the club best & fairest).

Whilst Manly-Warringah were the dominant side of Premier Division, although not too far ahead of Pennant Hills who only lost two home and away games - both to Manly-Warringah, it was again a much more even competition across the board again. The race for the final position in the finals came down to the last home and away game of the season. UNSW/ES appeared to be in the box seat to claim 5<sup>th</sup> position and end Sydney University's season when they travelled to play then bottom Sydney Hills Eagles at Bruce Purser Reserve. The Eagles had other ideas though on what was a big day of the club with their NEAFL side playing its last match in the competition just prior and upset the Bulldogs to end their hopes and also lift themselves off the bottom of the ladder handing a first Premier Division wooden spoon to the UTS Bats.

Things should be vastly different in 2015 for many of the sides with significant changes on and off the field making the start of the new season a mouth watering prospect.

The Men's Division One was the most affected with the Premier Division team number reduction as both Balmain and Illawarra moved into the competition. And it was the Balmain Tigers (also under their old moniker and back in yellow and black) who would prove to be the clear top side of the competition and claiming a significant premiership over UTS.

The Women's Division One competition was a one way affair as Sydney University claimed back to back premierships without losing a game all season. They were pushed on occasions, in particular in a brilliant Grand Final against UNSW/Eastern Suburbs, but always had what was required to get the win. Below Sydney University however it was a very even competition with all five other sides still in finals contention right up until the last round. The football quality in this division continued to improve which bodes well for the future.

With the addition of four new teams (Gosford, Moorebank, Manly-Warringah and a second UNSW/Eastern Suburbs side) entering Women's Division Two, this became a ten team competition and was the biggest growing area of the league. Southern Power were undefeated Premiers, and they along with runners up Wollongong were streets ahead of the next sides however below these two was very even and the new sides more than held their own throughout the year. With the two Grand Finalists being promoted into Division One in 2015 this should be an extremely competitive competition.

With the change in age groups, the Under 19's competitions saw very similar sides take the park as the previous year which may have suggested the finishing order would be easy to predict. This was far from the case however as 2013 Premiers Pennant Hills failing to make finals with St George claiming the Under 19's Division One flag by defeating North Shore in the decider is what again was a very competitive division. The Dragons victory was a just reward for their impressive work with the local clubs, and in particular the talented players in their region which has set the benchmark for opposition clubs.

With the season completed, the full list of premiers were: Manly-Warringah GIANTS (Premier Division), Balmain Tigers (Men's Division One), Sydney University Students (Men's Division Two), Randwick City Saints (Division Three), UTS Bats (Division Four), Blacktown Magic (Division Five), Sydney University Bombers (Women's Division One), Southern Power (Women's Division Two), St George Dragons (Under 19's Division One) and Western Suburbs Magpies (Under 19 Division Two).

To top off Manly-Warringah's Premier Division flag, the club won the Club Championship for the third successive year. This award is given for on field results of the clubs three highest grades so to win for a third year in our divisionalisation period is a wonderful achievement and shows the consistency and depth of the club. Western Suburbs were the big improvers to finish runners up with Nor-West rounding out the top 3.

Premier Division, Men's Divisions One to Four and the Under 19's competitions all consisted of 18 rounds of football while Division Five was a 17 round competition. The Women's Division One competitions played a 15 round home and away season while the Women's Division two competition played 16 rounds prior to finals.

AFL Sydney was quite fortunate with the weather in 2014. After the first few weeks were slightly effected by Council ground closures due to wet weather, Sydney enjoyed a very dry winter meaning very few matches needed to be rescheduled. While there was some rain early in the finals series, the Grand Finals were played in fine weather.

In the men's divisions, four weeks of finals were required for all competitions excluding the Under 19's competitions which were a three week final series. As in recent years, the Premier Division, Division One and both Under 19's Grand Finals were played together at Blacktown International Sportspark (this year on Saturday 20<sup>th</sup> September). The Women's Division One, Men's Divisions Two, Three, Four played their Grand Finals on Saturday 13<sup>th</sup> September also at Blacktown, whilst the Women's Division Two and Men's Division Five Grand Final's were played at BISP on Sunday 7<sup>th</sup> September.

As always there are plenty of retirements at the end of any season but two stalwarts of note to hang the boots up (from Premier Division at least) were UNSW/Eastern Suburb's Peter Kefalas and Western Suburbs Stephen Hudson. Both were captains of their clubs and served them and the AFL Sydney competition with distinction and we wish them well in the future!

As touched on earlier, the Representative football again played a significant role within AFL Sydney this year. With budget pressures tighter than ever, clubs were advised prior to the start of the season of the importance of buy in from clubs and players to ensure this continued. To say that the buy in was exceptional would be an understatement and I sincerely thank the clubs and players involved for their support. Their support ensured not only a brilliant program but also the relevance of representative footy for years to come.

The 2014 Representative program saw the AFL Sydney senior men's and women's teams take on AFL Canberra on the Saturday of the Queens Birthday Weekend in the ACT. It was extremely pleasing personally to finally get a league representative win and the monkey off the back when the first ever AFL Sydney women's side upset the highly fancied Canberra side by a whopping 32 points while the men topped it off and were clinical in their 67 point demolition of the opposition.

Playing simultaneously, but in Newcastle, the AFL Sydney Under 23 side took on a very strong Black Diamond team and after a blistering start were run down by their taller opposition to go down by 48 points.

The Women's side played a return match against AFL Canberra on Saturday 5<sup>th</sup> July at BISP where the ACT turned the tables to claim a narrow victory and retain the State of Origin trophy.

After a landmark 2013 year in terms of former AFL Sydney players making AFL lists, 2014 went another step further with a host of AFL Sydney players being picked up during the draft period including Abe Davis, Jack Hiscox (who also broke an AFL Draft combine 3km time trial record), Jeremy Finlayson and Jordan Foote. The work of the Academies in which the players all graduated from cannot be underestimated while all players mentioned above were standouts during the TAC Cup season in which NSW were once again involved in. The four players listed above, and a host of other AFL Sydney young guns were part of the undefeated NSW Under 18 side which won the National Division 2 Championships for a second year running. While he may not have played in our league for a number of years now, the efforts of 2012 Phelan Medallist Dane Rampe to play in an AFL Grand Final this year for the Sydney Swans should not be forgotten.

Once again, players from AFL Sydney clubs had the opportunity to play for the Sydney Swans Reserves and GWS Giants as top up players. Both the Sydney Swans Reserves and GWS Giants present the players with fantastic opportunities and a great insight into their elite environments. The clubs are to be congratulated for supporting the process and, although at times the provision of players was inconvenient, they still managed to support both clubs.

As always the draft fixture for all competitions was issued to clubs just prior to Christmas 2013 utilising the temperamental AFL Software. Prior to the draft draw being finalised clubs were able to make limited fixture requests based on ground availability and preferred home matches and opponents. Once the draft draw was sent to clubs they had the opportunity to request the day and times for their home games. The season commenced on the weekend of 29<sup>th</sup> / 30<sup>th</sup> March with the final home and away matches played on the 23<sup>rd</sup> / 24<sup>th</sup> August.

As it has been for some years now, with the current team based competition structure, extensive work is required to ensure that club splits were minimised. Whilst this was achieved as much as possible, all clubs at some stage throughout the season had a weekend where their sides were spread far and wide. This certainly puts great strain on each clubs finances, resources and volunteers but I must thank all clubs for their understanding and patience with the current structure.

The Club of the Year program was again in place in 2014 to reward those clubs who achieve administration excellence.

UNSW/ES once again set the benchmark for all clubs in this program. In total this year \$25,064 was returned to the clubs under this program.

The Pathway Policy did continue in 2014 with again less issues than previously. Once again there were no appeals in relation to this policy. 2014 however will see the end of this contentious policy which clubs had differing views on.

Umpires were again supplied by the NSWAF Umpires Association under the existing CBA Agreement, and we thank them for their support. 2014 saw the strong relationship between the two parties grow further which is a real positive for all involved. In particular thanks should go to AFL Sydney Head Coach Ashley Thomas, NSW/ACT State Umpiring Manager Graham Glassford and Association President Will McArthur and his committee for their work and support throughout the season.

Due to the large size of the competition the League unfortunately does not have the numbers to provide appointed umpires to each match so once again our dedicated Club Umpires played a key role within AFL Sydney. Club umpire training was conducted by the Umpiring Department, namely Graham Glassford and Carl Fletcher prior to the season commencing. The general feedback regarding the quality of club umpires was encouraging. Until we have an influx of new numbers, this process will continue in years to come.

The Prescribed Penalty System (PPS) continued in 2014. The system meant that players who were reported were given the option of taking a set penalty rather than appearing before the tribunal. The reporting umpire completed a report template which was then assessed and converted into points and subsequently the penalty that the player would be offered under the PPS. There was a slight change to the process this year however with players offered a prescribed penalty receiving a 25% discount if they plead guilty. This change naturally saw a decrease in players contesting the charge at the tribunal however the number of reportable offences remained steady (99 down from 101 in 2013). A full breakdown of stats can be found within the Annual Report.

The independent tribunal panel saw slightly less cases at the tribunal, most likely due to the early discount offered. There was one high profile case which gained some media spotlight which was disappointing. The panel who voluntarily sit remained the same as in previous years and I thank them, led by Chairman Brian Langton for their efforts.

A number of breach notices were issued for "Possible Breaches of the By-Laws". These included playing ineligible players and match day management issues.

After a quiet 2013, this year was slightly busier for the AFL NSW/ACT Appeals Committee with AFL Sydney required to use the panel on a couple of occasions. The first appeal was upheld and referred back to the independent tribunal for re-hearing while the second appeal was dismissed.

The 2014 Phelan Medal Presentation Dinner was once again the off-field highlight of the year, with a record 600-plus people attending the gala event at Doltone House, Pyrmont. It was a great way to end the season for all those involved and congratulations to all award winners. In particular, Alex Goodall from Pennant Hills who claimed his first Phelan Medal after polling well in recent years. This individual honour capped off a fine season for Goodall who was also named the Representative Player of the Year and received the Howarth Trophy. After opening up a big and seemingly unassailable lead early, Manly-Warringah's Connor Pettersson stormed home late in the year but in the end fell 4 votes short thanks to a best on ground performance from Goodall in the final round.

Stephanie Walker of Sydney University also capped off a fine year by claiming the top honour in the Women's Division One competition to go along with representative selection and a second premiership medal just 5 days later.

Fittingly, Ian Wright of Macquarie University received Life Membership for his service to the game in Sydney as a player and official (both club and league) while Campbelltown's Russell Matheson and St George's Geoff Green were inducted into the Hall of Fame thanks to their great careers.

Media exposure was increased in 2014 which is always a difficult task in the Sydney market. The extra exposure was certainly assisted in a number of areas, one of which was the inaugural season of 'The Recruit' an Australian wide AFL reality TV show screened on Fox 8 searching for

elite players where the final contestant was awarded an AFL contract. After some rigorous trials the contestants were cut to just 13 and AFL Sydney had two of these in James Brackin from Macquarie University and Tyrone Armitage from Manly-Warringah. While neither player progressed to the end, their involvement sparked great interest in the league.

AFL Sydney is well represented in the regional papers while once again in the National papers our scores are included each Monday. We are also very grateful to the Daily Telegraph who once again printed the Premier Division teams in Saturday's edition as well the Premier Division Goal Kickers and Best Players and all our Division scores in Monday's paper.

The AFL Sydney website was again the main source of information for the AFL Sydney competition. With at least one new article every day on the website during the season, it acts as a great tool for any league relevant information. A few new initiatives were run in 2014 including a Top 20 current AFL Sydney player countdown as well as a look at the lighter side of happenings in the league in the form of Danny's Diatribe. Linked in with our social media platforms, these proved a huge hit with massive viewer numbers and discussion among the community.

2014 also saw a concerted effort by the AFL Sydney team to increase the interaction on social media in particular and this certainly eventuated with great engagement from the wider AFL Sydney community. This led to a significant boost in followers across the Facebook (1186 to over 2000) and Twitter (900 to over 1300) social media platforms.

The AFL Sydney Football Record was once again published for all home and away rounds and finals weeks. After being cut back in 2013, the aim was to increase content again in 2014. We thank all clubs for their contributions along with the NSW AFL History Committee for their input and I would like to acknowledge the work completed by Scott Burkinshaw to pull it together on a weekly basis.

Once again we were fortunate enough to have the AFL Sydney Match of the Week streamed live through the AFL Sydney YouTube channel. This service was again provided by Craig Abercrombie and Digital Sports and continued to be cutting edge with the introduction of some great features. A big thank you goes to Craig for the quality productions of the Match of the Week, the Phelan Medal and the finals series.

All in all it was another extremely busy but very successful AFL Sydney season and I would like to particular thank my right hand man Scott Burkinshaw for the mountain of work he has done to make my job so much easier and continue to set the league apart from others. I would like to also acknowledge the dedicated staff of AFL NSW/ACT and volunteers who's hard work and dedication to contribute to another successful year, namely Darren Simpson, Luke Turner, Taleah Neowhouse, Craig Bolton, Bob Robinson, Graham Glassford and the Umpiring Group, Club Presidents and their committees along with the AFL NSW/ACT Management Team and AFL Sydney Tribunal.

Already the wheels are in motion for the 2015 season with significant changes confirmed which I look forward to being involved in once again.

**Matthew Graham**  
**AFL Sydney Football Operations Manager**



## **SPONSORSHIP/APPROVED SUPPLIERS**

AFL NSW/ACT was again the major contributor to the funding of the AFL Sydney competition.

As part of the AFL NSW/ACT Licence Agreements, AFL Sydney was able to benefit by way of assistance for resources such as Footballs, Representative gear and medical supplies. Clubs were able to benefit by way of cheaper prices due to the AFL's buying power.

In 2014 AFL NSW/ACT continued more cost effective process for ordering footballs via a centralised ordering system. Rather than each club sourcing their own Sherrin footballs they could now place an order with the AFL who would then in turn place a bulk order with Sherrin and arrange for distribution of the footballs.

In 2014 the Approved Suppliers were:

***Apparel:***

- Aceit, Canterbury, Powerplay, JSsports, Star Athletic, BLK

***Football:***

- Sherrin

***Medical:***

- Victor

***Sports Supplies:***

- Hart Sport, PILA

***Drinks***

- Coca-Cola

***Compression Garments:***

- 2XU



## Annual Report – Sydney AFL Umpiring Group



The 2014 season saw the development of our young umpires within the AFL Sydney Umpiring Group across all three disciplines which will provide a great base for the continued growth and increased quality of the umpires within the group.

The number of field umpires used in 2014 rose by 26, however 21 umpires within the group umpired 5 games or less for the year. The challenge for football is to try and engage them for longer during the season. The pleasing part of having increased numbers was that 90% of Women's' Div 1 games had an appointed Field umpire, with all Premier, Division One, Division Two and Under 19 Division 1 games all having appointed Field umpires.

	2010	2011	2012	2013	2014
<b>Field</b>	72	66	56	57	83
<b>Boundary</b>	27	26	24	19	30
<b>Goal</b>	25	17	28	31	35
<b>Juniors *</b>					108

Junior Umpires from the Greater Sydney Juniors again provide great assistance by filling many of the Boundary and Goal umpire appointments. This is a terrific vehicle to provide a link between juniors and seniors and is an integral part of a young umpire's pathway. With juniors being involved it has also provided an opportunity for parents to become involved and this season four of the parents umpired with their son/daughter.

The number of Club Field umpires that registered online in 2014 is down from the previous year; meanwhile there was an increase in the number of club umpires that gained their Club Umpire Accreditation. This year three workshops were conducted alongside the accreditation module.

Some major milestones were reached during the season. Goal Umpire Ken Ray umpired his 500<sup>th</sup> Premier Division game and 750 total AFL Sydney games, Boundary Umpire Les Gonye notched up 300 Premier Division games. Glen Callaghan reached the amazing milestones of 400 total games umpired in the AFL Sydney competitions.

Representative Appointments for 2014 were:-

### AFL Sydney vs. AFL Canberra Men's

Field: Andrew Rutherford  
Boundary: Matthew Hodgson  
Goal: John Curran

### AFL Sydney vs. AFL Canberra Women's

Field: Blake Langer, Jack Pulo  
Boundary: Julian Frey, John Trieu  
Goal: Taylah Cooke, Cathy Garroway

### AFL Sydney Development v Black Diamond AFL

Field: Aden Kittel  
Boundary: Liam Doyle  
Goal: Alex Chisholm

Sydney Umpires are well represented on the NEAFL Umpires Panel. Seven Goal umpires, 11 Boundary and 12 Field umpires were selected to games in 2014.

At the NSWAFUA Presentation Dinner the following awards were presented to AFL Sydney Umpires:

Field Umpire of the Year: Carl Fletcher  
Boundary Umpire of the Year: Fahri Ozturk

Goal Umpire of the Year: Alex Chisholm  
Best First Year Umpire: Jed Wesley-Smith (F)

Training for the Sydney group was split between two venues, North Sydney Oval on Tuesday nights and Blacktown International Sports Park on Thursday's. This provides umpires that work/reside in huge metropolitan area of Sydney a choice. The Western Sydney venue continues to increase its numbers and provides a central point for umpire development in the west.

Unfortunately our coaching personnel were down from previous years which meant that the small group of coaches were spread very thinly across

the competition. The coaches as listed below provided a remarkable service to the umpiring group. Their hard work and dedication to football is certainly appreciated by everybody.

Umpires Coach  
Assistant Field Umpires Coach  
Goal Umpires Coach  
Match Day Coaches

Ashley Thomas  
Glen Callaghan  
Andrew Scovell  
Richard Cox, Nick Angelos



Above: Premier Division Grand Final umpire panel



Above: Women's Division One Grand Final umpire panel

## **REPRESENTATIVE FOOTBALL**

The 2014 Men's AFL Sydney Representative program was similar to previous years with both the Senior side and Under 23s side playing against quality opposition. The Seniors travelled down to the ACT to face AFL Canberra at Manuka Oval on the Saturday of the June Long Weekend while the Under 23s Team travelled to Newcastle to take on the strong Black Diamond AFL the same day. For the first time, an AFL Sydney women's representative team was selected to take on AFL Canberra women's team in a two match series.

At the start of the 2014 season the coaching and support staff positions for both the Senior and Under 23s teams were advertised to the AFL Sydney community. Following receipt of applications Roger Moten was appointed as the Senior coach while Chris Hughes was reappointed as coach of the Under 23s side after two successful years in charge. Dean Connors was announced coach of the women's team after all coach interviews were conducted.

Roger Moten was ably assisted by Chris Yard, Terry Mudge, Tony Overall and Krissie Steen while Chris Hughes was assisted by Mark Maher, Daniel Lynch and Tracey Kick. Matthew Graham acted as the Senior Team Manager with Scott Burkinshaw acting as the Under 23's Team Manager. The full coaching panel for both squads along with Matthew Graham were involved in the selection process. Dean Connors was assisted by Daniel Ranson, Krissie Steen and Simon Berry.

A representative of the selection panel attended many of the Premier Division, Divisions One and Two games as well as numerous women's matches in the lead up to selection and players were advised of their selection by phone and also a follow up email. From the original squad there were a number of players who withdrew during the representative program for varying reasons.

The senior squad trained a total of five times with training at Henson Park with once session being held at the GWS Giants training base at Tom Wills Oval. The Under 23s Squad trained four times during the program with three sessions at Henson Park and one session at Tom Wills Oval. The women squad trained on Sundays with a squad of about 60 training in the the first two weeks before the squad was trimmed to around 35. During the program there were four sessions run with all being conducted at Blacktown International Sportsark. Each training session was attended by two of James Sutherland from Balmain Physiotherpaists staff to ensure that all injuries and ailments were well managed which was very much appreciated by the players. The

All players and officials were required to wear their team shirt, black dress pants and black shoes to their game. This requirement was completed without exception and presented a positive image once again for AFL Sydney.

The Senior men's and women's sides departed Saturday morning to compete that day and stayed at the Tradies that Saturday night. Both sides returned back to Sydney by coach on the Sunday morning. The Under 23s Squad travelled to Newcastle by coach which departed on the Saturday morning of the long weekend and returned home that night.

All players from both teams were also provided with a large selection of food and drink for lunch at the ground prior to their match.

Follwoing both matches in Canberra, there was a small presentation where finger food was provided and best on ground medals were handed out.

Folowing the Under 23s game, a presentation was held at Newcastle No. 1 Sportsground were the best on ground trophies were handed out as well as the championship shield. After the presentations the Under 23s boarded he bus back to Sydney.

A big thanks must go to the coaching and support staff, in particular coaches Roger Moten and Chris Hughes as well James Sutherland and his team for assisting in making the representative program for 2014 a huge success.

## Seniors Match Report

The AFL Sydney Senior side played against AFL Canberra at Star Track Oval, Manuka on Saturday evening. Last time these two teams met, AFL Sydney came away with the win and were looking to repeat the dose but Canberra had other ideas, with the boys from down south kicking the first goal of the game. AFL Canberra were up and about but that would soon end when AFL Sydney star forward Brayden Fowler introduced himself into the game. Fowler ran rings around his opponent kicking four first quarter goals to open up a 28 point lead at the first break.

The second quarter was a tight contest with neither side able to grab any control of the game. It took until the 19th minute mark of the quarter for a goal to be scored and it would be that man again down forward, Fowler, who would kick his fifth to extend the AFL Sydney lead. At the main break, AFL Sydney had opened up a commanding 46 point lead.

The third quarter was much of the same with AFL Sydney controlling the ball all over the ground with Alex Goodall and Alexander Wynn winning plenty of disposals and sending the ball inside fifty multiple times. Fowler was again dominating the forward fifty making it his own, kicking another three for the quarter and bringing his total to 8. The lead had blown out to 65 points when the three quarter time siren sounded.

The fourth quarter was a goal for goal affair with Canberra adding some respectability to the score. Three goals apiece in the last saw the margin finish at 14.21 (105) to 5.7 (37).

Fowler finished with 8 goals for the match and was voted best on ground with Goodall, Wynn and Anthony Robertson supporting him well. For Canberra, Sean Wilkinson, Joseph Hancock and Lucas O'Neill tried hard all day.

**AFL Sydney** 5.4, 7.12, 11.14, **14.21 (105)**  
**AFL Canberra** 1.0, 1.1, 2.3, **5.7 (37)**

### GOALS,

**AFL Sydney** : B. Fowler 8, B. Addison 2, D. Hadden , J. Daniher , J. Kiel , T. Etto

**AFL Canberra** : M. Ryan , S. Wilkinson , M. Ghirardello , J. Hancock , R. Towill

### BEST,

**AFL Sydney** : A. Goodall, A. Wynn, B. Fowler, A. Robertson, T. Armitage, J. Weir

**AFL Canberra** : S. Wilkinson, J. Hancock, L. O'Neill, M. Ghirardello, L. Wharton, W. Brayshaw

### AFL Sydney Representative Team:

NAME	CLUB	NAME	CLUB
Brad Plug	Balmain	Douglas Hadden	North Shore
Taran Etto	Campbelltown	James Dunn	Pennant Hills
Cameron Gordon	Campbelltown	Alex Goodall	Pennant Hills
Aaron Savage	Hills Eagles	Lloyd Shepherd	Pennant Hills
Tyrone Armitage	Manly Warringah	Stephen Wray	Pennant Hills
Wills Brassil	Manly Warringah	Blake Addison	St George
Brayden Fowler	Manly Warringah	Karl Merson	St George
Harrison Koch	Manly Warringah	Alexander Wynn	St George
Connor Pettersson	Manly Warringah	Jeremy Daniher	UNSW/ES
Anthony Robertson	Manly Warringah	Jeremy Kiel	UNSW/ES
Jordan Weir	Manly Warringah	Taylor Williamson	Western Suburbs



**Back Row:** Krissie Steen (Asst. Coach), Roger Moten (Coach), Russel Penton (Trainer), Connor Pettersson, Jeremy Kiel, Harrison Koch, Terry Mudge (Asst. Coach), Wills Brassil, Cameron Gordon, Karl Merson (VC), Alexander Wynn, Jordan Weir, Taylor Williamson (Capt), Tony Overall (Asst. Coach), Chris Yard (Asst. Coach), Matthew Graham (AFL Sydney), Luke Jansson (AFL Sydney)

**Middle Row:** James Sutherland (Physio), Simon Berry (Runner), Blake Addison, Douglas Hadden, Tyrone Armitage (VC), Anthony Robertson, Aaron Savage, James Dunn, Brad Plug, Brayden Fowler

**Front Row:** Lloyd Shepherd, Stephen Wray, Taran Etto, Alex Goodall, Jeremy Daniher

### **Under 23s Squad Match Report**

Black Diamond AFL have come back from a slow start to defeat the AFL Sydney Under 23's by 48 points at Newcastle.

With the sun shining and the ground looking fantastic, it was perfect conditions for representative football. After trailing at quarter time, Black Diamond controlled most of the play to run out eventual winners 17.11 to 10.5.

The boys from Sydney started the game on fire, kicking the first five goals of the quarter, with their quick ball movement and run out of defence being on full display and went into the first break with a 23 point lead.

Kicking with the wind in the second quarter, Black Diamond fought back hard winning more of the ball around the ground and giving their forwards quality service. Tom Head was looking very dangerous for the Black Diamond side marking everything coming his way and having multiple shots on goal. At half time, the AFL Sydney margin had been reduced to 8 points.

The Sydney boys were looking to increase their lead while kicking with the wind in the third quarter. Ten minutes pasted without a goal being scored with both teams applying plenty of pressure to the ball handler and locking the ball in for numerous stoppages. It wasn't until Mitch Betson took a contested mark for the Black Diamond side and slotted it from 45 out that the game opened up with the Black Diamond team kicking the next four goals whilst keeping the Sydney boys to 2 points in the quarter and open up a 21 point lead.

Both coaches pleaded to their players for one last big effort to will their side over the line. Black Diamond kicked the first goal of the quarter before Matt Young and Levi Sands kicked consecutive for Sydney, closed the margin to 15 points but that was the closest they got, with Black Diamond kicking the next five goals to run out winners.

Head finished with four goals and best on ground honours whilst Jacob Daws was an imposing force in the ruck giving his midfielders in James Webster and Simon O'Brien. Skipper Liam Gibson and Andrew Willmot provided run and carry around the ground.

For the Sydney side. Harry Green was brilliant all day diving into packs winning the hard ball as well as delivering to the forwards and was awarded the best player for Sydney. Nathan Bosschieter, David Johnson and Josh Cass provided run out of the backline whilst Matt Lemme did his best to control the key forwards for the Black Diamond. Evan Smith provided a strong target all day and finished with two goals.

Thank you to all players and officials who put in the hard work for the representative program.

**Black Diamond AFL** 2.4, 6.7, 11.7, **17.11 (113)**  
**AFL Sydney Under 23s Squad** 6.3, 8.3, 8.4, **10.5 (65)**

**GOALS,**

**Black Diamond AFL :** T. Head 4, L. Gibson 2, J. Lewis 2, P. Van Dam 2, M. Betson 2, N. Vaisey 1, C. Knight 1, S. O'Brien 1, Z. Metcalfe 1, B. Erickson 1

**AFL Sydney Under 23s Squad :** E. Smith 2, M. Young 1, H. Green 1, T. Widmer 1, H. Washington 1, L. Sands 1, W. Blackburne 1, J. Pidgeon 1, D. Killworth 1

**BEST,**

**Black Diamond AFL :** T. Head, S. O'Brien, J. Dawes, J. Webster, P. Van Dam, A. Willmot

**AFL Sydney Under 23s Squad:** H. Green, N. Bosschieter, D. Johnson, E. Smith, M. Lemme, J. Cass

**AFL Sydney Under 23s Squad:**

NAME	CLUB	NAME	CLUB
Bryce Mayne	Holroyd-Parramatta	Matthew Young	Southern Power
Jordan Pidgeon	Holroyd-Parramatta	Dominic Killworth	St George
Matthew Cahill	Holroyd-Parramatta	Harrison Green	St George
William Cook	Illawarra	Thomas Green	St George
Joshua Cass	Hills Eagles	Evan Smith	Sydney University
Hayden Washington	Manly Warringah	David Johnson	Sydney University
Nathan Bosschieter	Manly Warringah	Alex Foote	UNSW/ES
Charlie Parsons	North Shore	Jack McKinlay	UNSW/ES
Daniel Schacher	North Shore	Matthew Lemme	Western Suburbs
Theo Moraitis	Pennant Hills	Wayd Blackburne	Western Suburbs
Ted Widmer	Pennant Hills	Levi Sands	Western Suburbs



**Back Row** (left to right); Scott Burkinshaw (Team Runner), George (Physio), Tracey Kick (Asst Coach), Theo Moraitis, Thomas Green, Joshua Cass, David Johnson, Charlie Parson, Evan Smith, Hayden Washington, Levi Sands, Daniel Schacher, Nathan Bosschieter, Ted Widmer, William Cook, Wayd Blackburne, Daniel Lynch (Asst Coach), Mark Maher (Asst Coach),  
**Front Row** (left to right): Jordan Pidgeon, Alex Foote, Jack McKinlay, Dominic Killworth, Chris Hughes (Coach), Matthew Lemme (Capt), Harrison Green, Matthew Young, Matthew Cahill, Bryce Mayne

### Women's Game 1 Match Report

The first ever AFL Sydney Women's Representative side competed against AFL Canberra Women's team to see which was the best side in NSW/ACT.

Both sides were desperate to get the win and to take a 1-0 lead in the best of 2 game series.

AFL Sydney came out on fire, combining well and kicking the first goal of the match through Steph Walker. AFL Sydney continued to apply the pressure to the Canberra side, finally breaking the defence and setting up two quick goals to Hannah McIntosh to take a 18 point lead into the first break.

The second quarter was all about defence with neither side able to get the ball through the big sticks but Sydney were still able to extend their lead to 19 points heading into the main change. The Canberra Women were wanting to start the third quarter off well and did so with Jessica Sibley kicking a goal with 25 seconds. However, Sydney responded well with the next four goals including McIntosh's third to open up a match winning lead of 38 points at the last change.

AFL Sydney would be held goalless in the last but that wouldn't matter with the harbour city claiming a 7.6 (48) to 2.4 (16) win over AFL Canberra.

Steph Walker was lively up forward and was awarded the best on ground from the umpires while Maddy Collier was hard into every contest and awarded best on ground from the opposition. Kathryn Hull and Codie Briggs also dominated their opponents in the win.

<b>AFL Sydney Women's</b>	3.1, 3.4, 7.5, <b>7.6 (48)</b>
<b>AFL Canberra Women's</b>	0.1, 0.3, 1.3, <b>2.4 (16)</b>

#### GOALS,

**AFL Sydney Women's** : H. McIntosh 3, S. Walker 2, J. Lew , S. Sleeman

**AFL Canberra Women's** : J. Sibley , L. Winter (nee Castle)

#### BEST,

**AFL Sydney Women's** : K. Hull, C. Briggs, J. Lew, S. Walker, C. Gum, L. Hilmi

**AFL Canberra Women's** : L. Winter (nee Castle), G. Gill, H. Anderson, R. Crittenden, M. Johnson, S. Rose



## AFL Sydney Women's Game 1 Squad:

NAME	CLUB	NAME	CLUB
Lael Kassem	Auburn	Mai Nguyen	UNSW/ES
Alison Parkin	Balmain	Maddi Collier	UNSW/ES
Laura Holdsworth	Balmain	Hannah McIntosh	UNSW/ES
Georgia Verkuylen	Newtown	Anne-Lise Bidou	UNSW/ES
Tobi Noble	Newtown	Sandra Janjetovic	UNSW/ES
Codie Briggs	Newtown	Sharni Sleeman	UNSW/ES
Verna Iles	Newtown	Courtney Gum	UNSW/ES
Alexandra Tegg	Southern Power	Sasha Banki	UNSW/ES
Kathryn Hull	Southern Power	Lara Hilmi	UTS
Stephanie Walker	Sydney University	Melissa Freckleton	Western Wolves
Ashlee Morgan	Sydney University	Michaela Ekman	Western Wolves
Rachel Stack	Sydney University	Kate Lawson	Western Wolves
Jennifer Lew	Sydney University		



**Back Row** (left to right): Krissie Steen (Asst Coach), Dean Connors (Coach), Laura Holdsworth, Hannah McIntosh, Sasha Banki, Ashlee Morgan, Kathryn Hull, Tobi Noble, Verna Iles, Rachel Stack, Kate Lawson, Michaela Eckman, Mai Nguyen, Alex Tegg, Dan Ranson (Asst Coach), Simon Berry (Runner)  
**Front Row** (left to right): Georgia Verkuylen, Lael Kassem, Lara Hilmi, Maddi Collier, Melissa Freckleton, Sandra Janjetovic, Jennifer Lew, Courtney Gum (c), Anne-Lise Bidou, Alison Parkin, Codei Briggs, Stephanie Walker

## Game 2 Match Report

AFL Sydney Women's team and AFL Canberra Women's team went head to head in Game 2 of the Women's State of Origin series on Saturday afternoon at Blacktown International Sports Park

In a tightly fought contest, the Canberra Women managed to maintain the lead throughout the match and claimed victory 3.7-25 to 3.4-22, retaining the trophy for the second year.

Canberra controlled the match early taking a small lead into the first break. Canberra once again dominated the play at the beginning of the second quarter however the Sydney team fought hard, kicking two goals, both from Michaela Ekman, to only trail by three points at the main break.

The third quarter was all Sydney as they applied plenty of pressure around the ground and gathered more ball over the ground. A Sasha Banki goal put the Sydney-siders in front by 2 points heading into the last quarter. A tight quarter was only decided by Canberra kicking a goal to give them the lead which they wouldn't give up for the rest of the match.

**AFL Canberra Women's** 1.1, 2.4, 2.6, **3.7 (25)**  
**AFL Sydney Women's** 0.1, 2.1, 3.2, **3.4 (22)**

**GOALS,**

**AFL Canberra Women's** : H. Wallett 3

**AFL Sydney Women's** : M. Ekman 2, S. Banki

**BEST,**

**AFL Canberra Women's** : R. Crittenden, H. Anderson, C. Byrne, H. Cogle, H. Gill, E. Ross

**AFL Sydney Women's** : C. Gum, S. Janjetovic, L. Hilmi, M. Ekman, C. Briggs, M. Nguyen

**AFL Sydney Women's Game 2 Squad:**

<b>NAME</b>	<b>CLUB</b>	<b>NAME</b>	<b>CLUB</b>
Lael Kassem	Auburn	Mai Nguyen	UNSW/ES
Alison Parkin	Balmain	Maddi Collier	UNSW/ES
Alex Schroder	Newtown	Kate Edwards	UNSW/ES
Georgia Verkuylen	Newtown	Anne-Lise Bidou	UNSW/ES
Codie Briggs	Newtown	Sandra Janjetovic	UNSW/ES
Natalie Cammileri	Penrith	Jemma Still	UNSW/ES
Nikki Perrett	Penrith	Courtney Gum	UNSW/ES
Alexandra Tegg	Southern Power	Sasha Banki	UNSW/ES
Kathryn Hull	Southern Power	Lara Hilmi	UTS
Kristy Depelligrini	Southern Power	Melissa Freckleton	Western Wolves
Stephanie Walker	Sydney University	Michaela Ekman	Western Wolves
Amy Foo	Sydney University	Nicci Kennedy	Wollongong

### **Howarth Medal (Rep Player of the Year)**

The winner of the 2014 Howarth Trophy was Alex Goodall

In terms of the selection criteria for the AFL Sydney representative player of the year is concerned, that criteria was extended so as to recognise the individual who best typifies a representative player in terms of approach, preparation, leadership and on ground performance.

Goodall has been a regular member of the AFL Sydney Representative team over the past few years. In 2014, Goodall was exceptional in the rep game against AFL Canberra and was awarded best on ground by AFL Sydney coach Roger Moten.;



## PHELAN MEDAL NIGHT

In excess of 600 people attended AFL Sydney's Night of Nights at Doltone House, Pyrmont. Hosted by television and radio personality, Hamish McLachlan, the night recognised the achievements of individuals, volunteers and clubs who excelled during the 2014 season.

All past Phelan Medal winners were invited along with Life Members, members of the NSW AFL History Committee, Representatives of GWS Giants and sponsors. Special guests included AFL Commissioner Sam Mostyn, GWS Giants executives, White Ribbon Chairman John Rosewarne and White Ribbon Ambassador Mick Doleman.

Digital Sports provided the audience with a fantastic presentation which included video and photographic highlights from the 2014 season. A full vote count was conducted for all Premier Division Seniors games where Alex Goodall was named the winner of the 2014 Phelan Medal with 28 votes. In all other divisions, the top ten vote getters were acknowledged.

Ian Wright was awarded Life Membership on the night. There were also two inductees into the AFL Sydney Hall of Fame on the night with Russell Matheson and Geoffrey Green who were both also in attendance along with family and friends to celebrate their achievements and contribution to AFL in Sydney.

Greg Corless from Penrith was presented with the Ken Ferguson Award as AFL Sydney Volunteer of the Year.

Award	Recipient	Club
Phelan Medal – AFL Sydney Best & Fairest	Alex Goodall	Pennant Hills
Snow Medal – Division One Best & Fairest	Peter LeBreton	Macquarie University
AFL Sydney Women's Division One Best & Fairest	Stephanie Walker	Sydney University
Club Championship Award		Manly-Warringah
Ken Ferguson Award – Volunteer of the Year	Greg Corless	Penrith
AFL Sydney Rising Star	Harry Dobson	Sydney University
AFL Sydney Women's Rising Star	Catherine Stanton	Wollongong Saints
Kealy Medal – U19 Division One Best & Fairest	Will Stratford	Sydney University
	Jacob Stek	St George
Sanders Medal – Division Two Best & Fairest	Ryan Kennedy	Sydney University
Howarth Trophy – Rep Player of the Year	Alex Goodall	Pennant Hills
McFarlane Medal – Division Three Best & Fairest	David Clinch	Nor-West
Armstrong Medal – Division Four Best & Fairest	Daniel Hockey	Wollondilly
Apted Medal – Division Five Best & Fairest	Ben Laid	Camden
Hart Medal – U19 Division Two Best & Fairest	Andrew Denoon	Southern Power
AFL Sydney Women's Division Two Best & Fairest	Nikki Perrett	Penrith Ramettes
AFL Sydney Hall of Fame	Russell Matheson & Geoffrey Green	
Stan Milton Trophy – PD Leading Goalkicker	Brayden Fowler – Manly Warringah – 80 goals	

Division One Leading Goalkicker	Benjamin Rogers – Holroyd-Parramatta – 54 goals
Division Two Leading Goalkicker	Adam Sheldon – Moorebank – 57 goals
	Ashley Moeller – Blacktown – 57 goals
Division Three Leading Goalkicker	Mitchell Stevens – Penrith – 73 goals
Division Four Leading Goalkicker	Roger Snodgrass – Sydney University – 42 goals
Division Five Leading Goalkicker	Kevin Kirk – Penrith – 79 goals
Under 19s Division One Leading Goalkicker	Nathan Cooper – Pennant Hills – 39 goals
Under 19s Division Two Leading Goalkicker	Hayden Rapley – Moorebank – 39 goals
Women's Division One Leading Goalkicker	Verna Iles – Newtown – 25 goals
Women's Division Two Leading Goalkicker	Catherine Stanton – Wollongong – 52 goals

## 2014 PHELAN MEDALLIST

Pennant Hills midfielder, Alex Goodall has claimed the highest individual honour in AFL Sydney- the Phelan Medal- at a gala ceremony last Monday night.

Goodall was named best on ground by the umpires on a remarkable eight occasions on his way to a total of 28 votes to record a comfortable four-vote win from Manly-Warringah midfielder, Connor Pettersson. Selby Lee-Steere of North Shore rounded out the top three on 19 votes.

Affectionately known as "Cheese," Goodall has been a long term member of the Demons midfield, notching over 100 senior games, and has built his reputation on a great defensive, close checking focus.

A no-fuss, tough as they come midfielder, it is hard to miss Goodall not only for his stocky frame and red hair, but also for the fact he is often at the bottom of every pack. Like Simon Black, he has great vision with both hand and foot in traffic.

A perennial member of the representative arena for the past three seasons, where for the second year running the coaching staff named him as best afield in AFL Sydney's big win over AFL Canberra in June (to go with his best on ground against AFL Cairns last year).

He was named as Number 2 in the AFL Sydney's Top 20 players and has been named in the AFL Sydney Team of the Year in 2012, 2013 and 2014. He was named Pennant Hills Best and Fairest in 2012- the year he recorded his previous best Phelan Medal result; fourth behind current Sydney Swan, Dane Rampe on 15 votes.

Goodall was arguably the Demons' best player in 2013 and his absence from their Grand Final loss to Manly-Warringah last season could well have been the difference.

'Cheese's' ability to perform on the big stage is unquestioned and he will be a vital player for the Demon's chances as they look for redemption in Saturday's Grand Final rematch against Manly-Warringah.



*Photos: Alex Goodall with the 2014 Phelan medal (top-left), playing for Pennant Hills (bottom), and on top-right receiving Phelan Medal from AFL NSW/ACT General Manager, Craig Bolton*

### AFL SYDNEY RISING STAR

Sydney University midfielder, Harry Dobson has been awarded the 2014 AFL Sydney Rising Star.

The 18 year old Dobson had a fantastic year which included representing the Sydney Swans reserve grade team on 2 occasions kicking one goal and also being apart of the winning Under 18 NSW/ACT Rams side.

Dobson polled 30 votes, eleven clear of Nicholas Shaw from St George. Spencer Krochmal from UNSW/ES finished third on 18 votes.

Full voting:

Name	Club	Votes
Harry Dobson	Sydney University	30
Nicholas Shaw	St George	19
Spencer Krochmal	UNSW/ES	18
Nathan Lomas	Campbelltown	15
Theo Moraitis	Pennant Hills	14
Jack Parker	Manly Warringah	14
Joshua Smith	Sydney University	11
Aiden Bell	Campbelltown	10
Nick Foster	North Shore	9
Lachlan Maples	Sydney University	6
James McKenzie	North Shore	2
Tom Dickson	UNSW/ES	1
Jordan McPherson	Sydney Hills Eagles	1
<b>Other Nominees</b>		
Lyndon Hupfeld	Sydney Hills Eagles	
Taylor Preece	UNSW/ES	
Abe Davis	UNSW/ES	
Callum Mills	North Shore	
Brad Watson	Pennant Hills	



*Photo: Sydney University Football Operations Manager, Tristan Liles(left), accepting the award on Harry Dobson's behalf from former Brisbane and GWS player Luke Power*

### **AFL SYDNEY WOMEN'S RISING STAR**

Wollongong Foward Catherine Stanton has been awarded the 2014 Sydney AFL Women's Rising Star.

The 15 year old is in her first year of senior football previously playing in the girls youth competition. Its been a great first year for Catherine also claiming the Women's Division Two goalkicking award.

Stanton polled 50 votes, finishing a whopping 32 votes ahead of runner up, Wollongong's Nicola Kennedy with Emily Crookes of Gosford finishing third with 17 votes.

Full voting:

<b>Name</b>	<b>Club</b>	<b>Votes</b>
Catherine Stanton	Wollongong	50
Nicola Kennedy	Wollongong	18
Emily Crookes	Gosford	17
Bianca North	Southern Power	16
Kimberly Chan	Wollongong	15
Holly Graham	Manly Warringah	12
Shelby Koh	UNSW/ES	11
Wafaa Elwadia	Auburn	8
Morgan Ross	Gosford	8
Ashleigh Carter	Manly Warringah	7
Brooke Ashcroft	Macquarie University	6
Jasmine Smith	UNSW/ES	5
Natasha Loiseau	Penrith	2
Waded Hammoud	Auburn	1
<b><i>Other Nominees</i></b>		
Hayat Ajaj	Auburn	
Aziza Malas	Auburn	



Photo: Catherine Stanton with her rising star award



## **AFL SYDNEY VOLUNTEER OF THE YEAR**

Greg Corless from Penrith is the winner of the Ken Ferguson Award as the 2014 AFL Sydney Volunteer of the Year.

Greg is the Senior Operations Manager for the Penrith Australian Football Club. He has been in this role for the past 5 years. In addition Greg has also undertaken other roles, usually concurrently, which include Ground Manager, Canteen manager, Purchasing officer, Webpage/Facebook maintainer, Publicity officer and Planning and Development officer.

Greg is the type of volunteer every club wishes they had. Nothing is too much trouble and the amount of work he puts into the club is astounding. With the club fielding five teams for the past few years – training has had to be spread over four nights.

Greg attends every training night unless he is at a club or AFL Sydney meeting. Home games are usually spread over both Saturday and Sunday and Greg is the first there to set up and still there to pack up at the end of the day. Greg would easily spend 30 - 40 hours every week undertaking football club duties.

His commitment to the club means there are often times when he does not get to watch his son or daughter play their own games. Most times he is usually at another venue supporting whichever team needs help the most. The Penrith club has enjoyed tremendous success in the past five seasons and this is largely due to the dedication, commitment and tireless work of Greg Corless. Greg is quite simply the hardest working person within the Penrith club.

The Penrith club is extremely appreciative of Greg's commitment, enthusiasm and drive.



*Photo: Greg Corless with his Volunteer of the Year award*

## HALL OF FAME

In 2003, AFL Sydney established a Players' Hall of Fame. Nominees are judged by the selection committee to have made an outstanding contribution to the AFL Sydney competition.

The Hall of Fame is principally for players with the following criterion used in the selection of inductees:

- Level of service and overall contribution to the game
- The number of playing years is a consideration but not the sole determining factor in assessing a person's eligibility
- A player may only be eligible to be inducted as a Hall of Fame member once they have been retired from playing for a minimum period of three years
- Only those who have played in a senior competition in Sydney are eligible.

In 2014, two new members were inducted in to the AFL Sydney Players' Hall of Fame:

### **Russell Matheson**

Russell Matheson has a decorated history within AFL Sydney. A Holdsworthy junior, Matheson joined the senior ranks in 1977, playing with Campbelltown, Pennant Hills and Southern Districts for over 250 senior games.

Predominately on the halfback flank and in the midfield, Matheson was part of four senior premierships with Campbelltown in 86, 87, 88 and 89, all as Captain Coach.

Impressively, in his nine years as coach of Campbelltown, his side made finals every year between 1984 and 1992 which also included one runners up finish.

Matheson returned to coach Campbelltown in 1996 when the club became part of the ACTAFL following their domination of Sydney football.

Russell had a decorated representative career with twelve games for the state side in the 1980's. He was also a NSW State side selector from 1985 to 1988.

He is also a Life Member of the Campbelltown AFC



### **Geoffrey Green**



Geoffrey Green boasts a long career with St George AFC playing 328 over 18 years.

Playing as a rover, Geoff was a renowned goal sneak averaging over a goal a game over his 328 game career.

A regular in the top 10 of Phelan Medal voting, his best finish was in 1968 when he finished runner up to Southern Districts Graham Hodge.

At Club level Geoff won the Club Best & Fairest in 1961 to go with his Most Consistent Awards in 59, 60, 62, 67 and 68.

Geoff was part of the 1964 Premiership team and captained the senior side between 1967 and 1970 as well as 1972 while coaching the First Grade team in 1968 and 1969.

Also a State and League representative, Geoff played 5 games for NSW from 1961 as well as representing Sydney in 7 matches also from 1961

Geoff Green was highly rated by all sides in SFL by the likes of Sydney Legends , "Bomber "Browne, Col Harris, Ken Ward; Peter Taylor; Don McKenna, Noel Reading and Dale Dalton

## **AFL SYDNEY LIFE MEMBERSHIP**

Life Membership is the highest honour that can be bestowed on an individual and is recognition of that person's contribution to football in Sydney.

In 2014, one individual was awarded AFL Sydney Life Membership:

### **Ian Wright**

Ian was introduced to Australian football when he watched the 1966 Grand Final between St George and Western Suburbs at Trumper Park. From there he was hooked and has had a continuous relationship with the game in Sydney ever since.

He started to play junior football with Ermington United Under 15s, a club which played in the Balmain Junior Competition.

It was in 1975 that he began his involvement with Macquarie Uni AFC first as a player, and from there a committee member, or volunteer for 39 years. He played 101 games for the club between 1975 and 1992, nearly all games in the then 2nd Division Reserve Grade competition. Ian's activities were and still are:-

- He has held every administrative position and operational within Macquarie Uni Football Club, except President - although he says, he did assume the President's role one time when the incumbent was overseas.
- Macquarie Uni FC's time keeper for all home games which often involves four games on each day. He also usually undertakes timekeeping for most of the club's away games.
- AFL Sydney Finals & Representative Football timekeeping
- He was a founding Committee member of the NSW Australian Football History Society where he is still involved and was formerly the Secretary and the Treasurer.
- Involved with the NSW AFL Umpires Association as a Goal Umpire for four years and in that time was Assistant Secretary of the Umpires Association for two years and Secretary for one



### CLUB CHAMPIONSHIP AWARD

The Club Championship Award is awarded to the leading AFL Sydney Club based on the on-field performance of their top three grades.

Points were awarded as follows:

Seniors: 6 points for a win; 3 for a draw, 0 for a loss

Reserves: 4 points for a win; 2 for a draw, 0 for a loss

Under 18s/Thirds: 2 points for a win; 2 points for a bye in the Under 19 competitions; 1 for a draw, 0 for a loss

If a club only had two teams their total points have a 10% weighting added to them.

The winning club was presented with a perpetual trophy at the Phelan Medal Presentation Dinner as well as a payment of \$1,000. The Runner Up received \$500 and the third placed club \$250.

	Seniors	Reserves	U18s/Thirds	Weighting	Total
Manly-Warringah	102	48	18		<b>168</b>
Western Suburbs	69	60	32		<b>161</b>
Nor-West	84	60		14.4	<b>158.4</b>
Pennant Hills	96	42	20		<b>158</b>
Blacktown	78	54		13.2	<b>154.2</b>
Camden	66	54		12	<b>132</b>
St George	75	28	24		<b>127</b>
Randwick City	96	12	12		<b>120</b>
Balmain	90	16		10.6	<b>116.6</b>
Sydney University	45	64	6		<b>115</b>
Holroyd Parramatta	72	40	0		<b>112</b>
Moorebank	60	20	20		<b>100</b>
Penrith	12	60	18		<b>90</b>
Macquarie University	72	6	12		<b>90</b>
North Shore	36	24	22		<b>82</b>
Campbelltown	30	32	16		<b>78</b>
UNSW/ES	42	16	20		<b>78</b>
Southern Power	54	12	12		<b>78</b>
UTS	21	48	4		<b>73</b>
Gosford	33		6		<b>42.6</b>
Sydney Hills Eagles	24	12	4		<b>40</b>



*Russell Clack, Manly-Warringah President (above) with the Club Championship Trophy*



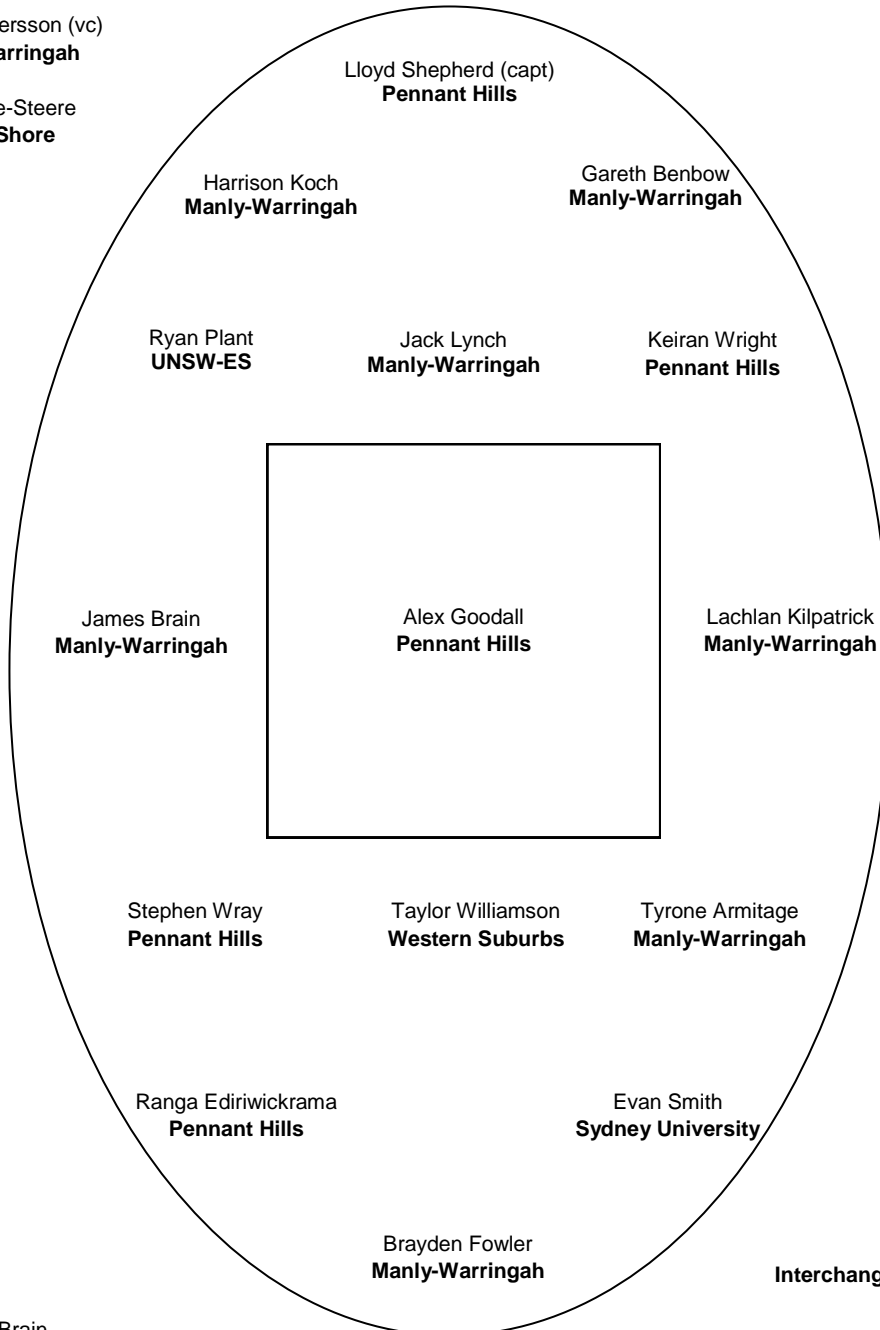
# 2014 AFL SYDNEY MEN'S TEAM OF THE YEAR

## Rucks

Kristian Ericson  
**Western Suburbs**

Connor Pettersson (vc)  
**Manly-Warringah**

Selby Lee-Steere  
**North Shore**



## Coach

Leigh Brain  
**Manly-Warringah**

## Umpire

Carl Fletcher

## Interchange

Glenn Smith  
**Sydney University**

Matt Round  
**Western Suburbs**

Karl Merson  
**St George**

Tim Wales  
**Pennant Hills**



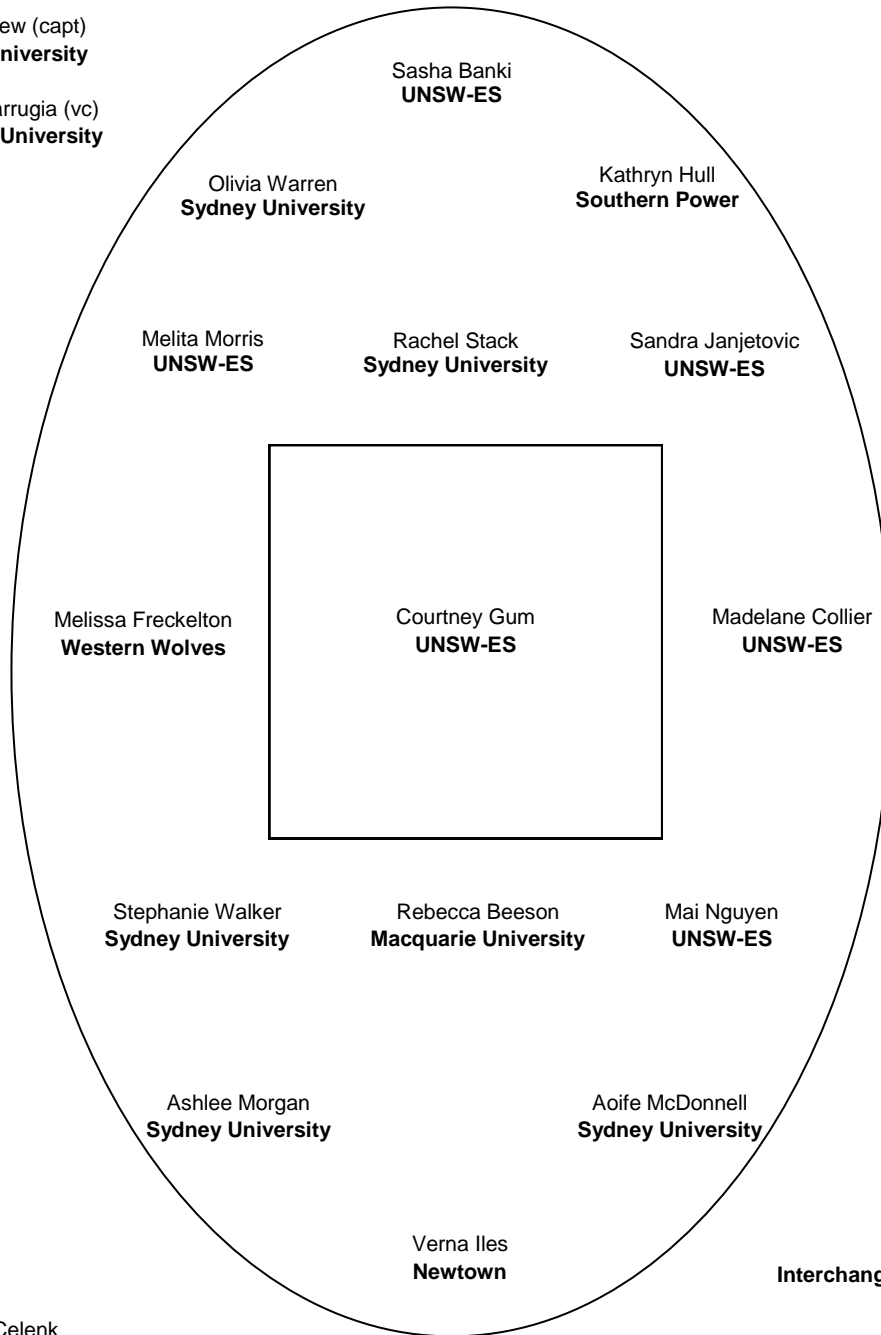
# 2014 AFL SYDNEY WOMEN'S TEAM OF THE YEAR

## Rucks

Libby Sadler  
**Sydney University**

Jennifer Lew (capt)  
**Sydney University**

Amanda Farrugia (vc)  
**Macquarie University**



## Coach

Yucel Celenk  
**Sydney University**

## Interchange

- Tobi Noble  
**Newtown**
- Alison Parkin  
**Balmain**
- Nikki Perrett  
**Penrith**
- Lara Hilmi  
**UTS**

## FINALS

### **Premier Division Finals**

Once again 2014 saw the Premier Division Finals consist of the top five finishers following the home and away season.

Blacktown ISP was the venue for the Qualifying Final, Elimination Final, Preliminary Finals and Grand Finals but due to its unavailability at times Henson Park was used as the Second venue playing host to the 2<sup>nd</sup> Semi Finals and the 1<sup>st</sup> Semi Finals.

The venues were in excellent condition for the finals and players, officials and spectators all appreciated the excellent facilities available at the venues.

Catering for the AFL Sydney finals is allocated on a rotating basis and in 2014 it was UNSW/ES turn to undertake the task. They paid a catering levy to the League of \$2,000. I am certain that the club would have benefited greatly from this arrangement which would be a just reward for the effort they put in.

North Shore were appointed the gatekeeping duties and they completed this task with great diligence. The club received 12.5% of the gate keeping proceeds.

The admission charge for all finals was unchanged at \$10 for adults whilst entry for children Under 16 remained free with each participating team (including umpires) receiving 35 player/official entry passes. Football Records were given away for free. Parking was free at all venues.

The finals were well supported with good crowds at all finals. The Grand Final Day was attended by in approximately 2,000 people. The atmosphere in the crowd was fantastic throughout the day with five clubs represented.

The weather for all finals was excellent with sun a constant feature.

BISP was in excellent condition for the Grand Finals and players, officials and spectators all appreciated the excellent facilities available at the venue. The ground staff at Blacktown Venue Management provided great support during the finals and we thank them for that.

For the Grand Final the AFL (NSW/ACT) logo, along with the logo of the two competing teams was painted onto the playing surface. This was well received and added to the presentation of the day.

The Premiers in each grade were presented with individual player medallions and the Premiership Cup on a stage on the ground in front of the grandstand. The presentations were completed with the assistance of a person nominated by the Premiership winning club. A presentation was also made to the player adjudged by the Digital Sports Commentators as "Best on Ground". In the Premier Division, Anthony Robertson received the Rod Podbury Medal off AFL NSW/ACT State Football Operations Manager, Darren Simpson.

### **Annual Finals Gate Takings Comparison (2005-2014)**

YEAR	Qualifying Finals	Semi Finals	Prelim Final	Grand Final	TOTALS
2005	n/a	3609.00	1430.10	7055.00	<b>12094.10</b>
2006	n/a	4125.00	2566.55	7085.00	<b>13796.55</b>
2007	n/a	4974.05	4731.75	8025.85	<b>17731.65</b>
2008	3963.00	1758.00	2978.00	6186.00	<b>14885.00</b>
2009	4349.00	4825.30	3045.00	7392.80	<b>19612.10</b>
2010	7410.30	6288.60	6320.10	12965.00	<b>32984.00</b>
2011	7660.00	6813.75	6055.90	15556.65	<b>36086.30</b>
2012	10320.00	7925.00	4327.95	12451.45	<b>35024.40</b>
2013	8918.90	7577.80	5540.00	12981.10	<b>35017.80</b>
2014	7450.80	8924.00	6,641.00	15,644.85	<b>38,660.65</b>

### **Lower Division Finals and Women's Finals**

The Lower Division Finals and Women's Division Two Finals consisted of the top five sides at the end of the Home and Away season. The Women's Division Finals it was the top four sides.

Four venues were used for the Lower Divisions in 2014; Blacktown ISP No. 2 for the Qualifying and Elimination Finals for Division Five and Women's Division Two. Henson Park for Second Semi, First Semi for Division's Two, Three and Four and Preliminary Final for Division Five and Women's Division Two. Gipps Rd Oval for Qualifying and Elimination Finals for Division's Two, Three and Four and Second Semi, First Semi for Division Five and Women's Division Two. Blacktown International Sportspark (BISP) for Finals for Preliminary Finals for Division's Two, Three and Four and the Grand Finals.

Two venues were used for the Women's Division One Finals in 2014; Blacktown ISP for the Division One 1<sup>st</sup> Semi Final and 2<sup>nd</sup> Semi Final and Grand Final, Henson Park for the Division One Preliminary Final.

Apart from the first day of finals where games had to be transferred from Blacktown ISP to Blacktown ISP No. 2, the weather conditions were fine although some wind for the players and spectators to contend with.

The catering was undertaken by Camden who was charged a levy of \$2,000. The Club did an excellent job in ensuring that those who attended the Lower Division finals were well fed and did not go thirsty.

Penrith was appointed the gatekeeping duties and they completed this task with great diligence. The club received 12.5% of the gate keeping proceeds.

The admission charge for the Lower Division Finals remained at \$10 for adults with children Under 16s, for all finals free. Each participating team (including umpires) received 35 player/official entry passes per team. Football Records were given away for free. Parking was free at all venues.

The finals were well supported with good crowds at all finals. The Grand Final Day was well attended with in excess 1,000 people in attendance. The atmosphere in the grandstand during the day was fantastic as supporters provided excellent encouragement for their teams, in particular the large number of supporters for the Division Two Grand Final, in particular the Sydney University supporters, provided a great atmosphere.

The Premiers in each grade were presented with individual player medallions and the Premiership Cup on the ground in front of the grandstand. The presentations were completed with the assistance of the President of the Premiership winning team. A presentation was also made to the player adjudged by the 'Digital Sports' commentators as "Best on Ground".

### **Annual Finals Gate Takings Comparison- Lower Division Finals (2009-2014)**

<b>YEAR</b>	<b>Qualifying Finals</b>	<b>Semi Finals</b>	<b>Prelim Final</b>	<b>Grand Final</b>	<b>TOTALS</b>
<b>2009</b>	n/a	3175.00	1467.00	3617.00	<b>8259.00</b>
<b>2010</b>	n/a	3701.80	1342.00	10205.65	<b>15249.45</b>
<b>2011</b>	4417.95	3868.00	3040.55	9363.00	<b>20689.50</b>
<b>2012</b>	5837.40	4996.95	2622.00	10989.05	<b>24445.40</b>
<b>2013</b>	3946.20	5210.00	6910.65	9590.00	<b>25656.85</b>
<b>2014</b>	5121.00	5805.70	8923.90	10,396.00	<b>30,246.60</b>



## FINALS MATCH RESULTS

### PREMIER DIVISION FINALS

#### **Qualifying Final – Blacktown International Sports Park Saturday August 30**

Pennant Hills Demons 0.4, 4.7, 7.7, 11.11 (77)  
St George Dragons 3.3, 4.7, 7.10, 9.12 (66)

#### GOALS,

Pennant Hills Demons :

T. Widmer 2, S. Zikman 2, T. Scoular 1, A. Goodall 1, S. Widmer 1, M. Carey 1, R. Ediriwickrama 1, D. Witt 1, M. Thomas 1  
St George Dragons : A. Wynn 3, J. Mudge 1, K. Merson 1, S. Wilsen 1, D. Lycakis 1, J. Saddington 1, D. Napper 1

BEST,

Pennant Hills Demons : A. Goodall, J. Dunn, B. Urwin, L. Shepherd, D. Dell'Aquila, S. Parker

St George Dragons : A. Sharp, B. Sharp, B. Addison, A. Wynn, K. Merson, H. Green

**UMPIRES:** C. Fletcher, L. Turner, A. Rutherford

#### **Elimination Final – Blacktown International Sports Park Sunday August 31**

Sydney University 2.3, 5.5, 8.7, 13.10 (88)  
Western Suburbs Magpies 1.2, 2.4, 4.6, 6.7 (43)

#### GOALS,

Sydney University : E. Smith 5, M. Vivic 2, B. Coffey 2, S. Crichton 2, S. Sleigh 1, B. Fitzpatrick 1

Western Suburbs Magpies : W. Blackburne 3, B. Mumme 2, S. Hudson 1

BEST,

Sydney University : D. Johnson, S. Sleigh, J. Caspersonn, E. Smith, G. Smith, A. Dyson

Western Suburbs Magpies : S. Hudson, K. Ericson, J. Newbury, L. Scown, B. Mumme, E. Harper

**UMPIRES:** F. Kalayzich, A. Kittel, J. Stokes

#### **Second Semi Final – Henson Park Saturday September 6**

Manly Warringah Giants 0.4, 2.8, 2.12, 3.15 (33)  
Pennant Hills Demons 3.2, 3.2, 4.5, 4.6 (30)

#### GOALS,

Manly Warringah Giants : C. Pettersson 1, T. Armitage 1, B. Fowler 1

Pennant Hills Demons : S. Zikman 2, T. Angel 1, R. Ediriwickrama 1

BEST,

Manly Warringah Giants : D. Stroud, D. Dickerson, C. Pettersson, C. Johnston, T. Armitage, W. Brassil

Pennant Hills Demons : D. Dell'Aquila, M. Carey, K. Wright, B. Urwin, S. Parker, S. Zikman

**UMPIRES:** F. Kalayzich, L. McDonald, A. Rutherford

#### **First Semi Final – Henson Park Sunday September 7**

St George Dragons 4.3, 8.5, 9.7, 13.11 (89)  
Sydney University 2.1, 3.3, 10.5, 10.8 (68)

#### GOALS,

St George Dragons : D. Napper 3, J. Saddington 2, B. Hodgson 2, B. Jones 2, D. Killworth 1, N. Ryan 1, B. Addison 1, D. Gilbert 1

Sydney University : E. Smith 3, M. Vivic 2, M. Figg 1, A. Dyson 1, J. Cox 1, B. Fitzpatrick 1, J. Caspersonn 1

BEST,

St George Dragons : B. Addison, A. Sharp, N. Shaw, D. Killworth, S. Wilsen, P. McBride

Sydney University : M. Figg, D. Johnson, L. Maples, G. Smith, J. Caspersonn, J. Swarts

**UMPIRES:** C. Fletcher, J. Stokes, L. Turner

#### **Preliminary Final – Blacktown International Sports Park Sunday September 14**

Pennant Hills Demons 1.0, 4.6, 5.8, 7.14 (56)  
St George Dragons 1.3, 1.3, 2.7, 3.9 (27)

#### GOALS,

Pennant Hills Demons : T. Angel 3, D. Dell'Aquila 1, P. Barnes 1, S. Zikman 1, A. Crisfield 1

St George Dragons : N. Shaw 1, D. Napper 1, T. Green 1

BEST,

Pennant Hills Demons : T. Angel, R. Ediriwickrama, B. Urwin, A. Crisfield, S. Parker, A. Goodall

St George Dragons : B. Addison, N. Shaw, M. Milner, H. Green, J. West, B. Hodgson

**UMPIRES:** C. Fletcher, J. Stokes, F. Kalayzich

#### **Grand Final – Blacktown International Sports Park Saturday September 20**

Manly Warringah Giants 1.2, 5.6, 5.10, 8.20 (68)  
Pennant Hills Demons 0.1, 1.4, 2.7, 2.10 (22)

#### GOALS,

Manly Warringah Giants : T. Thurgarland 2, J. Brain 1, T. Armitage 1, D. Dickerson 1, J. Parker 1, B. Fowler 1, L. Kilpatrick 1

Pennant Hills Demons : M. Carey 1, S. Zikman 1

BEST,

Manly Warringah Giants : A. Robertson, J. Brain, T. Thurgarland, D. Stroud, C. Johnston, A. Buncle

Pennant Hills Demons : D. Dell'Aquila, T. Angel, R. Ediriwickrama, M. Carey, B. Urwin, S. Widmer

**UMPIRES:** F. Kalayzich, A. Kittel, C. Fletcher



## **DIVISION ONE FINALS**

### **Qualifying Final – Blacktown International Sports Park Saturday August 30**

UTS Bats 2.1, 4.4, 5.4, 9.7 (61)  
Macquarie University 2.5, 4.6, 4.10, 4.12 (36)

GOALS,

UTS Bats : N. Haslam 2, H. Whiting 2, T. Crow 2, T. Nixon 2, L. Lamont 1

Macquarie University : A. Sliwka 1, G. Nixon 1, R. Harris 1, S. Ellicott 1

BEST,

UTS Bats : A. Davis, N. Morling, H. Whiting, S. Horan, O. Brecht, J. Caica

Macquarie University : M. Bishop, G. Nixon, S. Ellicott, L. Mead, A. Rodgers, D. Brogan

**UMPIRES:** S. Baker, L. Jobson, B. Langer

### **Elimination Final – Blacktown International Sports Park Sunday August 31**

Pennant Hills Demons 4.2, 6.4, 10.5, 11.10 (76)  
Holroyd Parramatta Goannas 0.2, 2.5, 6.7, 9.10 (64)

GOALS,

Pennant Hills Demons : L. Bilbe 5, T. Moraitis 2, G. Watts 1, B. Miles 1, L. Vile 1, N. Baglin 1

Holroyd Parramatta Goannas : S. Williams 3, J. Schwarze 3, A. Rickett 1, A. Byrne 1, J. Pidgeon 1

BEST,

Pennant Hills Demons : P. Witt, L. Bilbe, J. Hare, R. Watts, D. Preen, M. Carter

Holroyd Parramatta Goannas : T. Schmutter, A. Grogan, J. Pidgeon, S. McKinley, A. Munns, S. Gill

**UMPIRES:** J. Cristani, L. McDonald, M. Redston

### **Second Semi Final – Henson Park Saturday September 6**

Balmain Tigers 3.3, 4.9, 6.10, 10.12 (72)  
UTS Bats 2.2, 4.2, 7.4, 7.5 (47)

GOALS,

Balmain Tigers : A. Cottrell 2, B. Plug 2, L. Jarjoura 2, H. Priest 2, E. Woodend 2

UTS Bats : J. Caica 3, H. Whiting 2, H. Sleigh 1, T. Crow 1

BEST,

Balmain Tigers : C. Bolt, E. Woodend, H. Priest, D. Woodend, T. Martin, C. Brown

UTS Bats : M. Stempel, A. Davis, N. Morling, J. Caica, L. Heffernan, T. Crow

**UMPIRES:** A. Kittel, M. Peck, B. Langer

### **First Semi Final – Henson Park Sunday September 7**

Macquarie University 2.3, 5.3, 6.6, 10.10 (70)  
Pennant Hills Demons 2.3, 5.8, 7.11, 9.14 (68)

GOALS,

Macquarie University : J. Brackin 4, A. Rodgers 2, A. Sliwka 1, R. Harris 1, A. Robertson 1, C. Ludowyke 1

Pennant Hills Demons : T. Moraitis 3, N. Baglin 3, R. Miedler 1, L. Bilbe 1, R. Pinker 1

BEST,

Macquarie University : R. Harris, A. Rodgers, N. Rodgers, J. Brackin, S. Ellicott, S. Simpson

Pennant Hills Demons : T. Moraitis, R. Watts, M. Carter, G. Watts, R. Pinker, A. Smith

**UMPIRES:** C. O'Connor, J. Cristiani, M. Redston

### **Preliminary Final – Blacktown International Sports Park Sunday September 14**

UTS Bats 2.3, 4.7, 6.10, 9.10 (64)  
Macquarie University 2.2, 5.3, 5.6, 7.7 (49)

GOALS,

UTS Bats : J. Caica 2, T. Nixon 2, H. Sleigh 1, H. Whiting 1, N. Haslam 1, A. Davis 1, L. Lamont 1

Macquarie University : R. Harris 1, L. Mead 1, N. Rodgers 1, R. Vincent 1, A. Sliwka 1, J. Coburn 1,

K. Bridger 1

BEST,

UTS Bats : P. Bredin, L. Heffernan, W. Chambers, T. Perks, L. Lamont, L. Harry

Macquarie University : R. Harris, D. Brogan, M. Bishop, P. Le Breton, A. Robertson, C. Ludowyke

**UMPIRES:** A. Kittel, J. Cristiani, L. McDonald

### **Grand Final – Blacktown International Sports Park Saturday September 20**

Balmain Tigers 1.3, 4.8, 9.13, 10.15 (75)  
UTS Bats 1.3, 1.4, 5.4, 9.5 (59)

GOALS,

Balmain Tigers : B. Plug 3, A. Cottrell 3, T. Martin 2, C. Bolt 1, H. Priest 1

UTS Bats : L. Lamont 2, N. Haslam 2, M. Rigby 2, T. Nixon 2, T. Cole 1

BEST,

Balmain Tigers : B. Plug, C. Bolt, A. Cottrell, T. Martin, E. Woodend, J. Fretwell

UTS Bats : L. Flanagan, L. Harry, L. Lamont, L. Heffernan, N. Haslam, M. Rigby

**UMPIRES:** J. Cristiani, M. Redston, L. McDonald



## UNDER 19 DIVISION ONE FINALS

### **First Semi Final – Blacktown International Sports Park Saturday August 31**

Manly Warringah Giants 3.3, 5.4, 9.6, 10.7 (67)  
UNSW/ES Bulldogs 2.9, 5.12, 6.15, 8.18 (66)

GOALS,

Manly Warringah Giants : T. McCaffrey 3, G. Burke 2, M. Tarlinton 2, W. Ormonde 1, A. Wearne 1, J. Parker 1  
UNSW/ES Bulldogs : A. Davis 2, T. Preece 2, B. Davis 2, M. Dickson 1, L. Towell 1

BEST,

Manly Warringah Giants : T. McCaffrey, J. Parker, D. Cantwell, G. Burke, M. Bell, W. Ormonde  
UNSW/ES Bulldogs : S. Krochmal, B. Davis, K. Lower, A. Cupido, P. Dadic, L. Towell

**UMPIRES:** J. Day, J. Pulo, C. Scammell

### **Second Semi Final – Henson Park Sunday September 6**

North Shore Bombers 1.2, 4.4, 4.6, 6.9 (45)  
St George Dragons 1.0, 1.5, 2.9, 2.9 (21)

GOALS,

North Shore Bombers : B. Cunningham 2, J. Monk 2, M. Wright 1, N. Hurrell 1  
St George Dragons : J. Gasovski 1, Z. Rowlands 1

BEST,

North Shore Bombers : M. Buskariol, Z. Fyffe, M. Wilson, B. Cunningham, M. Varjavandi, J. Monk  
St George Dragons : J. Hill, R. Orr, S. McGrillen, B. Kilpatrick, K. Anu, J. Claridge

**UMPIRES:** J. Day, M. Geddes, C. Scammell

### **Preliminary Final – Blacktown International Sports Park Sunday September 14**

St George Dragons 2.0, 5.2, 5.3, 12.6 (78)  
Manly Warringah Giants 0.3, 2.4, 5.5, 5.7 (37)

GOALS,

St George Dragons : D. Sanderson 6, R. Waters 2, T. Tegg 1, K. Anu 1, C. Kolster 1, B. Kilpatrick 1  
Manly Warringah Giants : M. Brinker 2, E. Burton 2, M. Bell 1

BEST,

St George Dragons : D. Sanderson, J. Hill, R. Orr, T. Tegg, S. McGrillen, B. Kilpatrick  
Manly Warringah Giants : E. Burton, D. Cantwell, J. Parker, M. Brinker, M. Bell, T. McCaffrey

**UMPIRES:** J. Day, M. Redston, C. Scammell

### **Grand Final – Blacktown International Sports Park Saturday September 20**

St George Dragons 1.3, 6.5, 7.8, 11.11 (77)  
North Shore Bombers 1.2, 3.2, 4.5, 4.6 (30)

GOALS,

St George Dragons : R. Waters 5, D. Sanderson 3, S. McGrillen 1, J. Stek 1, K. Anu 1  
North Shore Bombers : J. Monk 2, C. Silvester 1, M. Varjavandi 1

BEST,

St George Dragons : T. Tegg, R. Waters, N. Swanson, K. Anu, S. McGrillen, D. Sanderson  
North Shore Bombers : Z. Fyffe, A. Quail, M. Goode, M. Varjavandi, R. Hebron, J. Monk

**UMPIRES:** J. Day, S. Baker, C. Scammell



## **DIVISION TWO FINALS**

### **Qualifying Final – Gipps Road Oval Saturday August 23**

Blacktown Magic 3.1, 4.2, 10.5, 12.7 (79)  
Western Suburbs Magpies 1.0, 1.2, 3.3, 5.6 (36)

#### **GOALS,**

Blacktown Magic : M. Clinch 3, A. Moeller 2, D. Lim 1, B. Akmens 1, G. Corr 1, A. Hill 1, J. Mann 1, L. Corr 1, A. Polkinghorne 1

Western Suburbs Magpies : M. Withers 2, M. Eurell 1, D. Lambert 1, C. Specha 1

#### **BEST,**

Blacktown Magic : D. Bertram, D. Clifford, J. Mann, B. Whale, A. Polkinghorne, B. Akmens

Western Suburbs Magpies : D. Lambert, R. Cott, M. Tuttle, R. Bamford, R. Hinson, G. Richardson

**UMPIRES:** J. Pulo, B. Langer

### **Elimination Final – Gipps Road Oval Sunday August 24**

Manly Warringah Giants 4.3, 5.5, 10.6, 11.7 (73)  
Camden Cats 2.0, 4.1, 7.4, 7.7 (49)

#### **GOALS,**

Manly Warringah Giants : N. Adams 2, M. Atkinson 2, T. Mclean 1, A. Wright 1, B. Horrell 1, D. Pearson 1, J. Murray 1, A. Pilat 1, M. Rawle 1

Camden Cats : L. Vella 2, M. Lecek 2, A. Noyce 1, M. Maher 1, M. Smith 1

#### **BEST,**

Manly Warringah Giants : N. Adams, B. Brendan, J. Murray, B. Joseph, A. Wright, S. Kelly

Camden Cats : J. Wheeler, J. Dixon, L. Vella, N. Hills, C. Trehwella, A. Noyce

**UMPIRES:** S. Baker, J. Pulo, M. Redston

### **Second Semi-Final – Henson Park Saturday August 30**

Sydney University 2.2, 5.5, 7.6, 12.13 (85)  
Blacktown Magic 1.3, 1.3, 1.7, 3.8 (26)

#### **GOALS,**

Sydney University : P. Casey 3, T. Air 2, J. Melville 2, A. Holmes 2, D. Miller 1, W. Sackville 1, P. Ioakim 1

Blacktown Magic : D. Bertram 1, M. Clinch 1, A. Moeller 1

#### **BEST,**

Sydney University : W. Sackville, B. Foley, C. Browne, D. Potts, R. Geraghty, B. Taha

Blacktown Magic : B. Whale, D. Connors, B. Akmens, D. Bertram, A. Moeller, J. Mann

**UMPIRES:** D. Elvey, M. Geddes

### **First Semi-Final – Henson Park Sunday August 31**

Manly Warringah Giants 4.6, 9.8, 10.13, 12.16 (88)  
Western Suburbs Magpies 2.2, 6.4, 8.5, 11.11 (77)

#### **GOALS,**

Manly Warringah Giants : J. Porter 3, A. Robertson 2, D. Pearson 2, J. Murray 2, N. Adams 1, M. Atkinson 1,

P. Prior 1

Western Suburbs Magpies : M. Withers 3, R. Cott 2, K. Walford 2, P. Maxwell 1, T. Barrett 1, G. Richardson 1,

S. Lear 1

#### **BEST,**

Manly Warringah Giants : J. Porter, N. Adams, T. Beckett, A. Wright, A. Pilat, B. Horrell

Western Suburbs Magpies : M. Withers, R. Hinson, R. Cott, G. Richardson, P. Maxwell, T. Barrett

**UMPIRES:** J. Button, W. Macarthur

### **Preliminary Final – Blacktown International Sports Park Saturday September 6**

Blacktown Magic 4.0, 5.0, 9.2, 12.6 (78)  
Manly Warringah Giants 0.3, 2.6, 2.7, 3.8 (26)

#### **GOALS,**

Blacktown Magic : M. Clinch 3, D. Connors 2, L. Corr 2, A. Polkinghorne 2, B. Akmens 1, A. Moeller 1, D. Lim 1

Manly Warringah Giants : D. Byrne 1, D. Pearson 1, J. Porter 1

#### **BEST,**

Blacktown Magic : B. Whale, M. Clinch, T. Baracz, A. Moeller, L. Corr, A. Polkinghorne

Manly Warringah Giants : B. Joseph, C. Pridgeon, D. Pearson, M. Bell, T. Schultz, A. Pilat

**UMPIRES:** S. Baker, D. Elvey

### **Grand Final - Blacktown International Sports Park Saturday September 13**

Sydney University 1.7, 2.10, 7.15, 11.19 (85)  
Blacktown Magic 1.0, 4.1, 6.1, 7.4 (46)

#### **GOALS,**

Sydney University : P. Casey 4, A. Holmes 2, J. Melville 2, R. Kennedy 1, D. Potts 1, R. Wood 1

Blacktown Magic : S. Low 2, B. Akmens 2, L. Corr 1, D. Connors 1, M. Newson 1

#### **BEST,**

Sydney University : P. Casey, N. Lye, D. Potts, T. Air, M. Baker, M. Higgins

Blacktown Magic : J. Van Veen, M. Burger, B. Whale, B. Akmens, L. Corr, A. Moeller

**UMPIRES :** L. Jobson, B. Langer



## **DIVISION THREE FINALS**

### **Qualifying Final – Gipps Road Oval Saturday August 23**

Penrith Rams 5.1, 10.2, 11.7, 13.10 (88)

Nor-West Jets 4.3, 5.5, 7.9, 8.9 (57)

GOALS,

Penrith Rams : M. Stevens 4, B. Robinson 4, L. Geeves 2, C. Butler 1, B. Katte 1, J. Swarbrick 1

Nor-West Jets : P. Kyle 2, R. Johnston 2, J. Berry 2, K. Clarke 1, D. Cruz 1

BEST,

Penrith Rams : B. Katte, J. Swarbrick, J. Yates, J. Stevens, B. Mayer, L. Geeves

Nor-West Jets : R. Johnston, J. Berry, B. Johnston, D. Cruz, K. Clarke, M. Schwager

**UMPIRES:** A. Green, J. Miller

### **Elimination Final – Gipps Road Oval Sunday August 24**

Sydney University 2.5, 4.6, 5.9, 8.11 (59)

Pennant Hills Demons 6.2, 6.2, 6.5, 8.5 (53)

GOALS,

Sydney University : G. Robbie 4, M. Webber 1, L. McWhirter 1, C. Allworth 1, A. Crowe 1

Pennant Hills Demons : T. Moraitis 2, P. Randazzo 1, N. De Gorter 1, E. Danilo 1, J. McMullan 1, J. Leggott 1,

L. Nunn 1

BEST,

Sydney University : B. Pollock, E. Turner, K. Parker, J. Edwards, A. Crowe, C. Boustred

Pennant Hills Demons : L. Bilbe, B. Hooper, C. Mullins, A. D'Archy, T. Moraitis, J. McMullan

**UMPIRES:** G. Acland, K. Paradis

### **Second Semi-Final – Henson Park Saturday August 30**

Randwick City Saints 2.2, 5.6, 7.10, 12.15 (87)

Penrith Rams 3.2, 5.3, 5.6, 5.6 (36)

GOALS,

Randwick City Saints : D. Garoufalos 5, J. Grant 2, A. Hooper 1, M. Hofstein 1, M. Rose 1, S. Harper-Wirth 1, M. Kavanagh 1

Penrith Rams : M. Stevens 3, B. McGovern 2

BEST,

Randwick City Saints : L. Maunder, M. Kavanagh, A. Ireland, M. Cuthbert, D. Garoufalos, K. McDonagh

Penrith Rams : M. Payne, J. Green, L. Geeves, B. Katte, E. Kirby, J. Sultana

**UMPIRES:** J. Miller, K. Paradis

### **First Semi-Final – Henson Park Sunday August 31**

Sydney University 8.0, 10.3, 14.6, 20.10 (130)

Nor-West Jets 1.6, 1.8, 2.9, 4.12 (36)

GOALS,

Sydney University : G. Robbie 5, C. Allworth 3, R. Wood 2, J. Huxtable 2, P. Grundy 2, L. McWhirter 1, C. Boustred 1, J. Edwards 1, D.

Risby 1, J. Boyd 1

Nor-West Jets : P. Kyle 2, K. Clarke 1, J. Patterson 1

BEST,

Sydney University : C. Allworth, G. Robbie, A. MacPherson, J. Boyd, B. Rankine, E. Turner

Nor-West Jets : Z. Coombs, E. Coombs, D. Guthridge, W. Smith, B. Jennison, J. Edwards

**UMPIRES:** G. Acland, A. Green

### **Preliminary Final – Blacktown International Sports Park Saturday September 6**

Penrith Rams 2.2, 4.4, 5.7, 6.12 (48)

Sydney University 1.1, 2.4, 3.7, 4.7 (31)

GOALS,

Penrith Rams : B. Robinson 2, M. Stevens 1, J. Yates 1, R. Johnson 1, J. Swarbrick 1

Sydney University : P. Grundy 2, M. Lloyd 1, C. Wilkinson 1

BEST,

Penrith Rams : N. Rowley, R. Johnson, B. Robinson, J. Stevens, A. Boelhouwer, P. Pope

Sydney University : L. Godfrey, A. Crowe, L. McWhirter, P. Grundy, M. Webber, E. Turner

**UMPIRES:** J. Miller, K. Paradis

### **Grand Final - Blacktown International Sports Park Saturday September 13**

Randwick City Saints 6.6, 15.11, 18.16, 21.23 (149)

Penrith Rams 0.0, 0.1, 3.1, 3.4 (22)

GOALS,

Randwick City Saints : M. Rose 6, D. Garoufalos 5, J. Pendleton 4, M. Garstin 2, S. Harper-Wirth 2, C. Henderson 1,

A. Greet 1

Penrith Rams : J. Stevens 1, B. Katte 1, L. Geeves 1

BEST,

Randwick City Saints : J. Pendleton, B. Oliver, M. Rose, A. Ireland, D. Garoufalos, S. Harper-Wirth

Penrith Rams : R. Johnson, J. Swarbrick, J. Stevens, J. Yates, D. Smyth, J. Sultana

**UMPIRES:** D. Elvey, A. James



## **DIVISION FOUR FINALS**

### **Qualifying Final – Gipps Road Oval Saturday August 23**

Wollondilly Knights 0.0, 8.2, 9.4, 11.6 (72)  
Sydney University 3.3, 4.3, 7.5, 9.6 (60)

#### **GOALS,**

Wollondilly Knights : J. Haddock 5, C. Fitzsimmons 2, M. Jensen 1, R. Andrews 1, D. Hockey 1, T. Jackson 1

Sydney University : R. Snodgrass 3, T. King 2, L. Godfrey 2, P. Grundy 1, J. Heazlewood 1

#### **BEST,**

Wollondilly Knights : J. Haddock, S. Paget, S. Fitzsimmons, R. Dryburgh, D. Wolfe, D. Hockey

Sydney University : P. Grundy, N. Bailey, A. Harmer, H. Greenwood, B. Elstub, P. Chidrawi

**UMPIRES:** J. Markut, S. Coates

### **Elimination Final – Gipps Road Oval Sunday August 24**

UNSW/ES Bulldogs 1.4, 6.8, 7.11, 12.17 (89)  
North Shore Bombers 0.2, 1.2, 5.8, 5.8 (38)

#### **GOALS,**

UNSW/ES Bulldogs : T. Barelli 3, T. Dickson 2, S. Ball 2, J. Briggs 1, J. Byrnes 1, A. Martin 1, T. Wesley 1, D. Backler 1

North Shore Bombers : J. Mitchell 2, J. Phelan 1, A. Phelan 1, A. Schubert 1

#### **BEST,**

UNSW/ES Bulldogs : A. Gillman, D. Mahenthirarojah, T. Barelli, C. Poon, M. McRae, T. Wesley

North Shore Bombers : A. Schubert, S. Hirche, B. Taylor, R. Edwards, T. Beissmann

**UMPIRES:** S. McGrath, J. Reiss

### **Second Semi-Final – Henson Park Saturday August 30**

UTS Bats 2.2, 3.2, 6.2, 6.3 (39)  
Wollondilly Knights 0.2, 0.4, 0.4, 1.7 (13)

#### **GOALS,**

UTS Bats : J. Hedrick 4, J. Goodwin 1, T. Burnet 1

Wollondilly Knights : R. Andrews 1

#### **BEST,**

UTS Bats : J. Whealans, R. Fitzgerald, J. Hedrick, O. Tate, T. O'Donovan, D. Teasdale

Wollondilly Knights : S. Paget, D. Wolfe, D. Hockey, J. Haddock, J. Weston, B. Martin

**UMPIRES:** J. Baber, S. McGrath

### **First Semi-Final – Henson Park Sunday August 31**

Sydney University 6.7, 9.8, 10.10, 12.14 (86)  
UNSW/ES Bulldogs 0.4, 1.8, 5.9, 8.9 (57)

#### **GOALS,**

Sydney University : J. Heazlewood 3, R. Snodgrass 2, C. Mohen 2, L. Godfrey 2, M. Lloyd 1, T. King 1

UNSW/ES Bulldogs : S. Ball 3, F. Tukul 2, D. Backler 2, S. Wheeler 1

#### **BEST,**

Sydney University : B. Clendenning, J. Heazlewood, L. Godfrey, A. Harmer, P. Chidrawi, T. King

UNSW/ES Bulldogs : J. Byrnes, C. Trail, S. Gentle, D. Mahenthirarojah, M. McRae, D. Backler

**UMPIRES:** A. James, J. Reiss

### **Preliminary Final – Blacktown International Sports Park Saturday September 6**

Wollondilly Knights 3.4, 5.7, 7.10, 8.11 (59)  
Sydney University 2.1, 5.3, 5.3, 6.4 (40)

#### **GOALS,**

Wollondilly Knights : J. Haddock 4, R. Andrews 2, S. Paget 1, C. Fitzsimmons 1

Sydney University : R. Snodgrass 3, N. Nelson 1, S. Ayling 1, N. Bailey 1

#### **BEST,**

Wollondilly Knights : J. Weston, D. Wolfe, S. Paget, J. Haddock, R. Andrews, R. Dryburgh

Sydney University : C. Mohen, D. Owen, S. Sciberras, N. Lloyd, P. Chidrawi, M. Ring

**UMPIRES:** A. James, S. McGrath

### **Grand Final - Blacktown International Sports Park Saturday September 13**

UTS Bats 4.2, 5.4, 7.5, 9.8 (62)  
Wollondilly Knights 1.1, 3.1, 3.2, 5.3 (33)

#### **GOALS,**

UTS Bats : A. Widdicombe 2, J. Hedrick 2, E. Taffa 2, D. Teasdale 1, R. Simpkin 1, K. Dempsey 1

Wollondilly Knights : C. Fitzsimmons 2, M. Jensen 1, J. Haddock 1, R. Andrews 1

#### **BEST,**

UTS Bats : H. Mitchell, D. Teasdale, J. Whealans, O. Tate, A. Chounlamounry, R. Fitzgerald

Wollondilly Knights : D. Wolfe, L. Osborne, B. Cockerill, S. Paget, R. Andrews, D. Beech

**UMPIRES:** A. Green, S. McGrath



## **DIVISION FIVE FINALS**

### **Elimination Final – Blacktown International Sports Park No. 2 Sunday August 17**

Blacktown Magic 6.2, 8.4, 11.7, 16.11 (107)  
Sydney University 0.0, 1.0, 2.0, 3.0 (18)

**GOALS,**

Blacktown Magic : J. Roughley 4, D. Edmondson 3, B. Carroll 2, M. Mbimbi 1, F. McLeod 1, G. Driscoll 1, J. Lane 1, S. Coombes 1, M. O'Grady 1, J. Stephenson 1

Sydney University : J. Boccanfuso 1, L. Taylor 1, B. Trevor-Jones 1

**BEST,**

Blacktown Magic : J. Miller, S. Coombes, A. Hill, H. Button, D. Barber, M. O'Grady

Sydney University : M. Ring, B. Trevor-Jones, S. Howie, J. Boccanfuso, C. Chrisp, J. Cheatley

**UMPIRES:** J. Miller, I. Stojkov

### **Qualifying Final – Blacktown International Sports Park No. 2 Sunday August 17**

Penrith Rams 1.6, 3.6, 6.8, 10.12 (72)  
Camden Cats 0.3, 2.11, 3.11, 6.12 (48)

**GOALS,**

Penrith Rams : K. Kirk 4, G. Howell 2, S. Jenkins 1, J. Edwards 1, D. Nelson 1, D. Fysh 1

Camden Cats : M. Price 1, J. Leys 1, D. Pattison 1, M. Bowyer 1, S. Farnell 1, B. McDermott 1

**BEST,**

Penrith Rams : R. Donaldson, J. Weller, B. Roney, T. Corless, B. Pathuis, D. Nelson

Camden Cats : S. Farnell, B. Laid, S. Laid, J. Leys, D. McKay, D. Pattison

**UMPIRES:** J. Benson, D. Elvey

### **Second Semi Final – Gipps Road Oval Sunday August 23**

Penrith Rams 4.1, 6.3, 10.4, 12.5 (77)  
Nor-West Jets 1.1, 4.2, 8.5, 10.6 (66)

**GOALS,**

Penrith Rams : R. Ooms 4, D. Fysh 2, M. Pope 1, J. Edwards 1, G. Howell 1, T. Corless 1, K. Kirk 1, J. Weller 1

Nor-West Jets : P. Webster 5, L. Sharpe 2, H. Stever 2, L. Judd 1

**BEST,**

Penrith Rams : M. Pope, G. Howell, R. Donaldson, B. Roney, J. Weller, D. Looysehelder

Nor-West Jets : H. Stever, L. Veigel, R. Boucher, Z. Priest, L. Judd, B. Heggie

**UMPIRES:** J. Boland, D. Sapiatzer

### **First Semi Final – Gipps Road Oval Saturday August 24**

Blacktown Magic 1.0, 4.2, 7.5, 8.8 (56)  
Camden Cats 2.1, 2.2, 2.4, 3.6 (24)

**GOALS,**

Blacktown Magic : J. Roughley 3, B. Carroll 1, D. Edmondson 1, J. Miller 1, G. Driscoll 1, B. Molyneaux 1

Camden Cats : B. McDermott 1, T. Glynn 1, L. Delacy 1

**BEST,**

Blacktown Magic : S. Coombes, A. Pyman, L. Bendt, H. Button, D. Mcintyer, J. Hart

Camden Cats : S. Farnell, S. Laid, C. Beveridge, T. Glynn, J. Kitching, S. Wax

**UMPIRES:** A. Talbot, J. Wesley-Smith

### **Preliminary Final – Henson Park Sunday August 31**

Blacktown Magic 2.1, 5.3, 5.4, 7.6 (48)  
Nor-West Jets 2.4, 3.4, 5.6, 5.9 (39)

**GOALS,**

Blacktown Magic : D. Mcintyer 2, J. Lane 1, L. Bendt 1, J. Roughley 1, G. Driscoll 1, D. Edmondson 1

Nor-West Jets : P. Webster 3, D. Soderman 1, A. Duot 1

**BEST,**

Blacktown Magic : S. Coombes, M. Mbimbi, L. Bendt, J. Miller, D. Mcintyer, J. Clifford

Nor-West Jets : Z. Priest, B. Heggie, N. Bradshaw, R. Boucher, L. Judd, L. Veigel

**UMPIRES:** D. Coburn, D. Lamb

### **Grand Final - Blacktown International Sports Park Sunday September 7**

Blacktown Magic 3.3, 5.6, 7.10, 11.12 (78)  
Penrith Rams 0.1, 1.2, 1.4, 4.5 (29)

**GOALS,**

Blacktown Magic : J. Roughley 4, M. Mbimbi 2, D. Edmondson 2, J. Lane 1, F. McLeod 1, D. Mcintyer 1

Penrith Rams : K. Kirk 3, D. Nelson 1

**BEST,**

Blacktown Magic : J. Roughley, M. Mbimbi, D. Mcintyer, J. Clifford, A. Pyman, J. Miller

Penrith Rams : B. Roney, D. Fysh, T. Corless, R. Donaldson, B. Shoebridge, D. Looysehelder

**UMPIRES :** J. Baber, D. Sapiatzer



## UNDER 19 DIVISION TWO FINALS

### **First Semi Final – Blacktown International Sports Park Saturday August 31**

Penrith Rams 6.2, 11.8, 16.10, 21.16 (142)

Macarthur Giants 1.2, 2.3, 2.4, 5.4 (34)

#### GOALS,

Penrith Rams : D. Nelson 4, J. Field 4, A. Ehrl 4, Z. Pianta 3, J. Dowton 2, A. Boelhouwer 2, B. Skinner 2

Macarthur Giants : M. Broadstock 2, J. Franchi 2, L. McCann 1

#### BEST,

Penrith Rams : J. Field, Z. Pianta, A. Ehrl, A. Boelhouwer, J. Dowton, C. Nolan

Macarthur Giants : M. Broadstock, L. McCann, L. Vella, A. Bowen, N. Wright, W. Normoyle

**UMPIRES:** F. Bailey, A. Kapruziak

### **Second Semi Final – Henson Park Saturday September 6**

Moorebank Magpies 1.0, 1.1, 2.4, 2.6 (18)

Western Suburbs Magpies 0.0, 0.0, 0.0, 0.0 (0)

#### GOALS,

Moorebank Magpies : B. Foley 1, H. Rapley 1

Western Suburbs Magpies : D. Tilio 1, C. McEvoy-Gray 1

#### BEST,

Moorebank Magpies : B. Andrew, D. Villanueva, B. Westwood, M. Faulkner, B. Foley, J. Bryant

Western Suburbs Magpies : V. Romanas, M. Vitale, T. Amanatidis, P. Manthos, B. Zoppo, A. Connelly

**UMPIRES:** L. Donnelly, T. Smith

NOTE - Western Suburbs played Joshua Quin who had only played 4 home and away matches and therefore under By-law 6.7 was ineligible for finals. Under By-laws 2.10 & 2.11 Western Suburbs have all match points removed and Moorebank are the winners. Original score is Wests 2.11-23 to Moorebank 2.6-18

### **Preliminary Final – Blacktown International Sports Park Sunday September 14**

Western Suburbs Magpies 4.3, 6.4, 12.5, 15.5 (95)

Penrith Rams 0.1, 0.1, 0.3, 6.6 (42)

#### GOALS,

Western Suburbs Magpies : T. Amanatidis 4, B. Zoppo 3, B. Polley 2, M. Vitale 2, A. Manchester 1, J. Foley 1, D. Kannan 1, A. Bah 1

Penrith Rams : J. Field 3, A. Ehrl 1, M. Papageorgiou 1, A. Boelhouwer 1

#### BEST,

Western Suburbs Magpies : V. Romanas, T. Kannan, A. Bah, T. Amanatidis, B. Polley, M. Vitale

Penrith Rams : J. Field, P. Pope, B. Skinner, J. Eckford, C. Nolan, A. Boelhouwer

**UMPIRES:** L. Clark, L. Donnelly

### **Grand Final – Blacktown International Sports Park Saturday September 20**

Western Suburbs Magpies 4.5, 5.6, 8.9, 10.11 (71)

Moorebank Magpies 1.1, 6.3, 6.4, 7.5 (47)

#### GOALS,

Western Suburbs Magpies : T. Amanatidis 2, B. Zoppo 2, L. Travers 2, A. Connelly 1, C. McEvoy-Gray 1, A. Bah 1,

D. Kannan 1

Moorebank Magpies : B. Jones 2, M. Faulkner 1, T. Narayan 1, J. Bryant 1, R. Davies 1, B. Wicken 1

#### BEST,

Western Suburbs Magpies : T. Kannan, L. Travers, D. Tilio, D. Kannan, B. Zoppo, T. Amanatidis

Moorebank Magpies : B. Westwood, J. Bowman, R. Payne, D. Villanueva, B. Andrew, B. Jones

**UMPIRES:** L. Clark, L. Donnelly





## WOMEN DIVISION ONE FINALS

### **First Semi Final – Blacktown International Sports Park Saturday August 30**

Newtown Breakaways 1.0, 2.0, 2.0, 4.2 (26)

Macquarie University 0.1, 0.4, 2.8, 2.8 (20)

GOALS,

Newtown Breakaways : A. Schroder 2, C. Briggs 1, N. Devlin 1

Macquarie University : J. Wong 2

BEST,

Newtown Breakaways : A. Ruut, C. Lees, N. Devlin, R. Graham, T. Noble, H. Legg

Macquarie University : A. Farrugia, J. Willemse, B. Muldoon, K. Sutcliffe, L. Waisu, L. Fassone

**UMPIRES:** J. Boland, J. Wesley-Smith

### **Second Semi Final – Blacktown International Sports Park Saturday August 30**

Sydney University Bombers 1.1, 2.2, 2.4, 2.6 (18)

UNSW/ES Stingrays 0.1, 0.2, 0.2, 0.2 (2)

GOALS,

Sydney University Bombers : S. Walker 1, M. Gray 1

UNSW/ES Stingrays :

BEST,

Sydney University Bombers : S. Kaukiono, J. Lew, L. Creber, C. Sullivan, A. Wood, K. Byrne

UNSW/ES Stingrays : L. Marzotto, M. Nguyen, K. Edwards, M. Collier, E. Hodson, S. Lauf

**UMPIRES:** L. Clark, D. Moore

### **Preliminary Final – Henson Park Sunday September 7**

UNSW/ES Stingrays 3.1, 7.4, 8.5, 10.8 (68)

Newtown Breakaways 3.2, 5.4, 6.7, 8.8 (56)

GOALS,

UNSW/ES Stingrays : M. Nguyen 3, J. Still 2, C. Gum 1, S. Court 1, K. Bishop 1, M. Collier 1, L. Marzotto 1

Newtown Breakaways : R. Burrige 4, V. Iles 2, S. Foster 1, S. Cross 1

BEST,

UNSW/ES Stingrays : L. Marzotto, C. Gum, M. Collier, S. Janjetovic, J. Still, N. Vrachnas

Newtown Breakaways : R. Burrige, C. Briggs, A. Ruut, C. Lees, S. Foster, R. Graham

**UMPIRES:** A. Green, S. Coates

### **Grand Final – Blacktown International Sports Park Saturday September 13**

Sydney University Bombers 2.0, 4.1, 4.6, 5.7 (37)

UNSW/ES Stingrays 0.3, 2.4, 2.7, 2.8 (20)

GOALS,

Sydney University Bombers : A. Foo 1, L. Sadler 1, S. Lancaster 1, A. McDonnell 1, K. Byrne 1

UNSW/ES Stingrays : H. McIntosh 2

BEST,

Sydney University Bombers : R. Stack, S. Kaukiono, J. Lew, A. Wood, A. McDonnell, L. Creber

UNSW/ES Stingrays : L. Marzotto, C. Gum, M. Collier, J. Smith, N. Vrachnas, S. Banki

**UMPIRES:** M. Geddes, J. Pulo



## **WOMEN DIVISION TWO FINALS**

### **Elimination Final – Blacktown International Sports Park No. 2 Sunday August 17**

UTS Shamrocks 0.0, 2.4, 3.4, 7.5 (47)

Auburn Giants 2.1, 2.1, 2.2, 2.2 (14)

GOALS,

UTS Shamrocks : C. Mc Cutcheon 3, J. Ward 1, T. McDonough 1, S. O'Loughlin 1, L. Mackenzie 1

Auburn Giants : L. Kassem 1, F. Abdelkafi 1

BEST,

UTS Shamrocks : C. Mc Cutcheon, T. McDonough, V. Eirlys, L. Bowker, S. Ryan, L. Mackenzie

Auburn Giants : A. Malas, F. Oueik, A. Karra-Hassan, L. Karra-Hassan, N. Wilson, S. Annous

**UMPIRES:** J.Barbaro, J. Davis

### **Qualifying Final – Blacktown International Sports Park No. 2 Sunday August 17**

Wollongong Saints 4.3, 4.4, 7.7, 8.7 (55)

Penrith Ramettes 1.1, 2.2, 2.2, 3.5 (23)

GOALS,

Wollongong Saints : C. Stanton 4, Y. Heritage 2, S. Huntley-wei 1, L. Russell 1

Penrith Ramettes : N. Perrett 1, J. Vella 1, K. Easthope 1

BEST,

Wollongong Saints : J. Stanton, K. Chan, K. Gow, C. Stanton, L. Kidd, L. Russell

Penrith Ramettes : N. Perrett, N. Camilleri, J. Vella, S. Kostic, J. Brown, S. Halse

**UMPIRES:** P. McGovern, B. Mitchell

### **Second Semi Final – Henson Park Sunday August 24**

Southern Power 1.1, 4.6, 4.6, 6.10 (46)

Wollongong Saints 1.1, 1.2, 4.7, 6.7 (43)

GOALS,

Southern Power : A. McClure 3, J. Colquhoun 1, L. Rose 1, A. Tegg 1

Wollongong Saints : C. Stanton 3, K. Gow 1, S. Everingham-Geary 1, L. Russell 1

BEST,

Southern Power : K. De Pellegrini, L. Townson, K. Hull, A. McClure, E. Mackey

Wollongong Saints : L. Russell, C. Stanton, K. Parker, N. Kennedy, K. Chan, T. Grenfell

**UMPIRES:** B. Mitchell, I. Stojkov

### **First Semi Final – Henson Park Sunday August 24**

Penrith Ramettes 0.3, 2.4, 4.5, 8.6 (54)

UTS Shamrocks 2.2, 4.4, 5.4, 5.6 (36)

GOALS,

Penrith Ramettes : J. Burnham 3, J. Brown 2, K. Easthope 1, B. Corless 1, L. Gordon 1

UTS Shamrocks : L. Mackenzie 3, C. Mc Cutcheon 2

BEST,

Penrith Ramettes : S. Kostic, N. Camilleri, N. Perrett, J. Vella, J. Brown, A. Deighton

UTS Shamrocks : L. Hilmi, C. Mc Cutcheon, T. McDonough, J. Ward, S. Bradley, A. Brenot

**UMPIRES:** F. Bailey, J. Barbaro

### **Preliminary Final – Henson Park Saturday August 31**

Wollongong Saints 2.0, 6.4, 6.6, 8.9 (57)

Penrith Ramettes 2.2, 2.2, 4.5, 4.5 (29)

GOALS,

Wollongong Saints : C. Stanton 4, S. Everingham-Geary 3, K. Chan 1

Penrith Ramettes : J. Burnham 1, J. Payne 1, M. Brydon 1, N. Perrett 1

BEST,

Wollongong Saints : K. Chan, C. Moane, C. Stanton, L. Russell, N. Kennedy, Y. Heritage

Penrith Ramettes : M. Brydon, K. Badger, N. Camilleri, N. Perrett, S. Halse, A. Green

**UMPIRES:** B. Mitchell, I. Stojkov

### **Grand Final - Blacktown International Sports Park Sunday September 8**

Southern Power 0.2, 0.2, 1.2, 2.6 (18)

Wollongong Saints 0.0, 1.0, 1.2, 1.2 (8)

GOALS,

Southern Power : S. Gibson 1, K. Hull 1

Wollongong Saints : J. Mulholland 1

BEST,

Southern Power : K. Hull, D. Goom, L. Glasgow, K. De Pellegrini, A. McClure, B. North

Wollongong Saints : K. Chan, C. Moane, T. Grenfell, L. Russell, J. Stanton, K. Parker

**UMPIRES :** J. Boland, J. Wesley-Smith



**GRAND FINAL PHOTOS**



### **CLUB OF THE YEAR PROGRAM**

The Club of the Year incentive scheme was continued in 2014 to give clubs the opportunity to receive financial rewards for achieving excellence for off field administrative tasks. These tasks included provision of financial information, attendance at meetings and match day duties.

Points were allotted for each task, each worth \$0.50 to the club.

Each week points were calculated and clubs issued with a statement.

At the end of the season, clubs were paid the amount which they earned. If a club finished with a negative amount they would be required to pay this amount.

Of the 31 clubs in 2014, 28 clubs were eligible to receive a payment with UNSW/ES Bulldogs once again the club who received the highest rebate.

The incentive scheme is an excellent initiative that saw \$25,064 returned to the clubs in 2014.

## **DIGITAL SPORTS COVERAGE**

Our broadcast partner, Digital Sports provided live streaming of one weekly Premier Division Match, including all Grand Finals on [www.digitalsports.com.au](http://www.digitalsports.com.au). This platform is integral to showcasing the talent on display in the local competition to a wide audience. A huge thank you must be extended to Craig Abercrombie and his team at Digital Sports for their continued support.

Digital Sports should be commended on the quality of the production and presentation and it is hoped that this exposure will continue in years to come.

## **THE FOOTBALL RECORD**

Prior to the season clubs were asked if they would like the hardcopy of the Record continued and the overwhelming response was yes so the production of a weekly Football Record continued in 2014.

With reduced resources in 2013 the Record information was cut back slightly. The Record also saw a standard cover issued each week except for certain themed rounds where specific artwork was put together for weekends such as Indigenous Round, Women's Round and Multicultural Round. In 2014, images of games was reintroduced onto the cover of the record with photos from parents and spectators used. Themed rounds such as Indigenous Round, Women's Round, Umpiring is Everyone's Business Round and Multicultural Round got their own specific artwork for the round.

At the beginning of the season clubs were asked if they wanted to receive Football Records during the year. It was pleasing that all clubs opted to receive copies. Once again Clubs were not required to contribute notes each week.

Clubs were levied \$1 per record, but were able to sell these on matchday should they wish however most opted to make them free of charge.

The publication was compiled and edited by the Football Operations Department, in particular Scott Burkinshaw. The softcopy was then sent to MMB Printing who would print and return to the Moore Park office by Thursday morning each week. From there they would be Express Posted to each club who had their first grade playing at home that weekend.

The season's records have again be bound and kept as part of the leagues historical records.

Regular articles included Those Were the Days, which was received from the historical society, Team of the Week and player profiles returned after not featuring last year. A review of the previous round was also added to the the record which was written by Michael Shillito.

Whilst there is a reasonable effort in publishing the Football Record the end result is a tremendous vehicle for the league and clubs to push their cause and a wonderful effort for those concerned in its publication.

It is expected that 2015 will see more content added tot he Record.

## **PHOTOGRAPHY**

AFL Sydney contracted the service Michael Vettas Photography to take photos of Grand Finals.

He also displayed photos on the photo gallery on the AFL Sydney website as well as at [www.safphotos.com.au](http://www.safphotos.com.au) . The photos were also available for purchase.

## TRIBUNAL

The tribunal, which was held on a Wednesday night at the AFL NSW/ACT Office, heard 26 cases in 2014. Brian Langton acted as Tribunal Chairman while the other seven members of the tribunal panel operated on a roster basis.

A break up of reports and tribunal hearing statistics are as follows:

<b>SUMMARY</b>	<b>2014</b>	<b>2013</b>	<b>2012</b>
No of Charges	99	101	71
Set Penalties Offered	78	94	59
Set Penalties Accepted	73	58	48
Cases Before Tribunal	26	37	23
Guilty & Suspended	15	20	16
Guilty & Reprimand	1	10	2
Not Guilty	10	7	4
Case Dismissed			
Sentences > Prescribed Penalty Offered			
Sentences same as Prescribed Penalty Offered	2		
Sentences < Prescribed Penalty Offered	14		

<b>CHARGES</b>	<b>Set Penalty</b>	<b>Guilty</b>	<b>Not Guilty</b>
Striking	39	5	2
Attempting to Strike	2		1
Abusive Conduct/ Abusive Language toward an umpire	12		1
Abusive Conduct/ Abusive Language toward an opposition player	2		1
Behaving in an abusive, threatening or obscene manner towards an umpire	1	2	
Making Contact or Striking an Umpire		1	
Charging		2	1
Rough Conduct	5		2
Tripping	2		
Tripping - Attempted			
Disputing Decisions			
Kicking			1
Attempted Kicking	1		
Misconduct - Headbutting		1	
Misconduct – Urinating on the Field			
Contempt Of Tribunal			
Misconduct – Spraying Umpire with Water			
Misconduct – Dragging Spectator Over Fence		1	
Throwing or Pushing Player after Mark or disposed of Football		1	
Forceful Front on Contact	3		2
Involved in Melee	1		
Misconduct – Spitting		1	
Other Misconduct	5	2	

In comparison to 2013, charges in 2014 decreased by 2%. In 2014, 79% of all charges were 'offered a Prescribed Penalty of which 93% were accepted. This percentage compares to 2013 where 93% of charges were offered a Prescribed Penalty with 62% accepting. In 2014, 62% of those cases which appeared before the tribunal resulted in a guilty verdict as opposed to 81% in 2013.

**2014 PREMIERS**



**PREMIER DIVISION  
MANLY-WARRINGAH**

**DIVISION ONE  
BALMAIN**



**UNDER 19 DIVISION ONE  
ST GEORGE**

**DIVISION TWO  
SYDNEY UNIVERSITY**



**DIVISION THREE  
RANDWICK CITY**

**UNDER 19 DIVISION TWO  
WESTERN SUBURBS**



**DIVISION FOUR  
UTS**

**DIVISION FIVE  
BLACKTOWN**



**WOMEN'S DIVISION ONE  
SYDNEY UNIVERSITY**

**WOMEN'S DIVISION TWO  
SOUTHERN POWER**



## **2014 GRAND FINAL BEST ON GROUND WINNERS**

### **ROD PODBURY MEDAL**

#### **(Premier Division Grand Final Best & Fairest)**

- Anthony Robertson – Manly-Warringah

### **DIVISION ONE GRAND FINAL BEST & FAIREST**

- Brad Plug - Balmain

### **UNDER 19 DIVISION ONE GRAND FINAL BEST & FAIREST**

- Timothy Tegg – St George

### **DIVISION TWO GRAND FINAL BEST & FAIREST**

- Peter Casey – Sydney University

### **DIVISION THREE GRAND FINAL BEST & FAIREST**

- Jayden Pendleton – Randwick City

### **DIVISION FOUR GRAND FINAL BEST & FAIREST**

- Heath Mitchell – UTS

### **UNDER 19 DIVISION TWO GRAND FINAL BEST & FAIREST**

- Thomas Kannan – Western Suburbs

### **DIVISION FIVE GRAND FINAL BEST & FAIREST**

- Jay Roughley – Blacktown

### **WOMEN'S DIVISION ONE GRAND FINAL BEST & FAIREST**

- Rachel Stack – Sydney University

### **WOMEN'S DIVISION TWO GRAND FINAL BEST & FAIREST**

- Kathryn Hull – Southern Power

## **2014 MISCELLANEOUS AWARDS**

### **KEN FERGUSON AWARD (Volunteer of the Year)**

- Greg Corless – Penrith

### **AFL SYDNEY RISING STAR**

- Harry Dobson – Sydney University

### **AFL SYDNEY WOMEN'S RISING STAR**

- Catherine Stanton – Wollongong Saints

### **HOWARTH MEDAL (Representative Player of the Year)**

- Alex Goodall – Pennant Hills



Stan Milton Medal Premier Division		
Name	Club	Goals
Brayden Fowler	MW	80
Stephen Wray	PH	45
Sam Zikman	PH	43
Taylor Williamson	WS	42

Division One		
Name	Club	Goals
Benjamin Rogers	HP	54
Brad Plug	BAL	46
Jonathan Shineberg	STG	35
Timothy Cameron	MU	32

Division Two		
Name	Club	Goals
Adam Sheldon	MOO	57
Ash Moeller	BLA	57
Ben Akmens	BLA	52

Division Three		
Name	Club	Goals
Mitchell Stevens	PEN	73
Peter Kyle	NW	66
Dimitri Garoufalis	RC	60

Under 19 Division One		
Name	Club	Goals
Nathan Cooper	PH	39
Mitchell Bell	MW	28
2 others		27

Under 19 Division Two		
Name	Club	Goals
Hayden Rapley	MOO	39
Joshua Cooper	MU	29
Luke McCann	MAC	23

Division Four		
Name	Club	Goals
Roger Snodgrass	SU	42
Nathan Peters	HP	39
Chad Fitzsimmons	WOL	28

Division Five		
Name	Club	Goals
Kevin Kirk	PEN	79
John Lane	BLA	49
Darren Edmondson	BLA	44

Women's Division One		
Name	Club	Goals
Verna Iles	NEW	25
Rebecca Burrige	NEW	23
Kate Lawson	WW	21

Women's Division Two		
Name	Club	Goals
Catherine Stanton	WOLL	52
Christine McCutcheon	UTS	32
Jessie Burnham	PEN	31



Left to Right – (Top): Brayden Fowler (Premier Div); Ben Rogers (Div 1); Adam Sheldon (Div 2); Ash Moeller (Div 2); Mitchell Stevens (Div 3) (Bottom): Roger Snodgrass (Div 4), Kevin Kirk (Div 5), Nathan Cooper (Under 19 Div 1), Verna Iles (Women Div 1), Catherine Stanton (Women Div 2)

**2014 LEAGUE BEST & FAIREST**



**PHELAN MEDAL  
(PREMIER DIVISION BEST & FAIREST)**  
Alex Goodall  
Pennant Hills (28 votes)

**SNOW MEDAL  
(DIVISION ONE BEST & FAIREST)**  
Peter LeBreton  
Macquarie University (21 votes)



**SANDERS MEDAL  
(DIVISION TWO BEST & FAIREST)**  
Ryan Kennedy  
Sydney University (29 votes)

**KEALY MEDAL  
(U19 DIVISION ONE BEST & FAIREST)**  
Will Stratford & Jacob Stek  
Sydney University & St George (14 votes)



**MCFARLANE MEDAL  
(DIVISION THREE BEST & FAIREST)**  
David Clinch  
Nor-West (25 votes)  
*\*Accepted by Peter Kyle on David's behalf*

**HART MEDAL  
(U19 DIVISION TWO BEST & FAIREST)**

Andrew Denoon  
Southern Power (12 votes)



**ARMSTRONG MEDAL  
(DIVISION FOUR BEST & FAIREST)**

Daniel Hockey  
Wollondilly (24 votes)



**APTED MEDAL  
(DIVISION FIVE BEST & FAIREST)**

Ben Laid  
Camden (17 votes)  
*\*Accepted by Josh Leys on Ben's behalf*



**WOMEN'S DIVISION ONE  
BEST & FAIREST**

Stephanie Walker  
Wollongong (24 votes)

**WOMEN'S DIVISION ONE  
BEST & FAIREST**

Nikki Perrett  
Penrith (30 votes)



## 2014 LEAGUE BEST AND FAIREST

<b>Phelan Medal Premier Division</b>		
Name	Club	Votes
<b>Alex Goodall</b>	PH	<b>28</b>
Connor Pettersson	MW	24
Selby Lee-Steere	NS	19
Jeremy Daniher	UNSW	16
Leigh Conway	WS	14
Brayden Fowler	MW	14
Taran Etto	CAMP	13

<b>Snow Medal Division One</b>		
Name	Club	Votes
Chris Bolt	BAL	22*
<b>Peter LeBreton</b>	<b>MU</b>	<b>21</b>
Jordan Pidgeon	HP	20
Liam Davis	SP	20
Alex O'Dea	BAL	17
Brad Plug	BAL	15
Ben Rogers	HP	14

\* Bolt was ineligible for medal due to suspension

<b>Sanders Medal Division Two</b>		
Name	Club	Votes
<b>Ryan Kennedy</b>	<b>SU</b>	<b>29</b>
Daniel Lim	BLA	27
Matthew Rawle	MW	17
Rhys Horton	MOO	15
Rohan McPherson	SU	12
3 others		11

<b>McFarlane Medal Division Three</b>		
Name	Club	Votes
<b>David Clinch</b>	<b>NW</b>	<b>25</b>
Benjamin Mayer	PEN	22
Luke Bilbe	PH	18
Tim Eather	GOS	15
Adrian Ireland	RC	13
Owen Butcher	NW	11

<b>Kealy Medal Under 19 Division One</b>		
Name	Club	Votes
<b>Will Stratford</b>	<b>SU</b>	<b>14</b>
<b>Jacob Stek</b>	<b>STG</b>	<b>14</b>
Luke Irvine	UNSW	11
Mitchell Bell	MW	10
Nicholas Hurrell	NS	10
Brayden Kilpatrick	STG	9

<b>Hart Medal Under 19 Division Two</b>		
Name	Club	Votes
<b>Andrew Denoon</b>	<b>SP</b>	<b>12</b>
Patrick Pope	PEN	10
Thomas Kannan	WS	8
Ben Polley	WS	8
Tim Cordner	MU	8
Jordan Etto	MAC	8

<b>Armstrong Medal Division Four</b>		
Name	Club	Votes
<b>Daniel Hockey</b>	<b>WOL</b>	<b>24</b>
Luke Bodeker	CAMP	18
Russell Andrews	WOL	16
Grant Webb	HP	12
Peter Zuvella	HP	12
Scott Gentle	UNSW	12

<b>Apted Medal Division Five</b>		
Name	Club	Votes
<b>Ben Laid</b>	<b>CAM</b>	<b>17</b>
Henry Button	BLA	15
Tayt Corless	PEN	15
John Anthony Murtagh	CAM	10
Ben Shoebridge	PEN	10
John Hook	UNSW	10

<b>Women's Division One Best &amp; Fairest</b>		
Name	Club	Votes
<b>Stephanie Walker</b>	<b>SU</b>	<b>24</b>
Amanda Farrugia	MU	17
Jennifer Lew	SU	16
Codie Briggs	NEW	15
Kate Lawson	WW	13

<b>Women's Division Two Best &amp; Fairest</b>		
Name	Club	Votes
<b>Nikki Perret</b>	<b>PEN</b>	<b>30</b>
Lael Kassem	AUB	22
Rachael Lewis	MW	18
Kathryn Hull	SP	17
Lara Hilmi	UTS	16

**BEST & FAIREST VOTING  
PHELAN MEDAL  
PREMIER DIVISION BEST & FAIREST**

Alex	Goodall	Pennant Hills Demons	28	Lloyd	Shepherd	Pennant Hills Demons	5	Paul	Green	Campbelltown Blues	3	Jordan	McPherson	Sydney Hills Eagles	1
Connor	Pettersson	Manly Warringah Giants	24	Matthew	Edwins	Campbelltown Blues	5	Matthew	Rawlinson	Sydney University	2	Timothy	Lambert	Western Suburbs Magpies	1
Selby	Lee-Steere	North Shore Bombers	19	Jordan	West	St George Dragons	5	Leigh	Meyrick	UTS Bats	2	Lachlan	Hayres	North Shore Bombers	1
Jeremy	Daniher	UNSW/ES Bulldogs	16	David	Lycakis	St George Dragons	5	Wills	Brassil	Manly Warringah Giants	2	Jeconiah	Peni	Campbelltown Blues	1
Leigh	Conway	Western Suburbs Magpies	14	Anthony	Robertson	Manly Warringah Giants	5	Jimi	McDonald	Manly Warringah Giants	2	David	Stroud	Manly Warringah Giants	1
Brayden	Fowler	Manly Warringah Giants	14	Patrick	McBride	St George Dragons	5	Luke	Freemantle	Sydney University	2	Gareth	Benbow	Manly Warringah Giants	1
Taran	Etto	Campbelltown Blues	13	Harrison	Koch	Manly Warringah Giants	5	Daniel	Napper	St George Dragons	2	Joshua	Maddox	UTS Bats	1
Karl	Merson	St George Dragons	12	Ben	Jones	St George Dragons	5	Michael	Milner	St George Dragons	2	Tom	Zilm	UTS Bats	1
Scott	Tregoning	UTS Bats	12	Samuel	Widmer	Pennant Hills Demons	5	Peter	Kefalas	UNSW/ES Bulldogs	2	Max	Wilson	Sydney University	1
Aron	Everett	Sydney University	12	Cameron	Gordon	Campbelltown Blues	5	Harry	Dobson	Sydney University	2	Cameron	Arndt	Sydney Hills Eagles	1
Ryan	Plant	UNSW/ES Bulldogs	11	James	Howard	Sydney University	5	Ronald	Woffson	North Shore Bombers	2	Simon	McGrillen	St George Dragons	1
Ranga	Ediriwickrama	Pennant Hills Demons	11	Brenton	Mumme	Western Suburbs Magpies	4	Ben	Coffey	Sydney University	2	Scott	Dornauf	UNSW/ES Bulldogs	1
Dominic	Killworth	St George Dragons	10	Edward	Kiel	UNSW/ES Bulldogs	4	Abayna	Davis	UNSW/ES Bulldogs	2	Cameron	Smith	Pennant Hills Demons	1
Aaron	Drinkwater	Sydney Hills Eagles	10	Dean	Costello	Sydney Hills Eagles	4	Daniel	Roberts	North Shore Bombers	2	Tom	Dickson	UNSW/ES Bulldogs	1
James	Brain	Manly Warringah Giants	10	Andrew	Eurell	Western Suburbs Magpies	4	Tim	Scoular	Pennant Hills Demons	2	Nick	Crowe	Sydney Hills Eagles	1
Lindsay	Scown	Western Suburbs Magpies	9	Matthew	Carey	Pennant Hills Demons	4	Alexander	Foote	UNSW/ES Bulldogs	2	Dean	Gilbert	St George Dragons	1
Matthew	Round	Western Suburbs Magpies	9	Adam	Campbell	Sydney University	3	Jack	Caspersonn	Sydney University	2	Fredrik	Skulley	Sydney University	1
Matthew	Thomas	Pennant Hills Demons	8	Theo	Gavuri	Campbelltown Blues	3	Jesse	Hare	Pennant Hills Demons	2	Justin	Kenna	UTS Bats	1
Sam	Carruthers	North Shore Bombers	8	William	Bradley	Sydney Hills Eagles	3	Angus	Bundle	Manly Warringah Giants	2	Douglas	Hadden	North Shore Bombers	1
Lachlan	Kilpatrick	Manly Warringah Giants	7	Jack	Dimery	Sydney Hills Eagles	3	Ben	Fitzpatrick	Sydney University	2	Jake	Monk	North Shore Bombers	1
Kaizaad	Mehta	UTS Bats	7	Daniel	Dickerson	Manly Warringah Giants	3	Joshua	Van Luenen	Campbelltown Blues	2	Michael	Atkinson	Manly Warringah Giants	1
Timothy	Widmer	UNSW/ES Bulldogs	6	Matthew	Clarke	North Shore Bombers	3	Michael	May	UTS Bats	2	Ryan	Wearne	Manly Warringah Giants	1
Dale	Fitzgerald	North Shore Bombers	6	Yannick	Milligan-Saville	Western Suburbs Magpies	3	Glenn	Smith	Sydney University	2	Ben	Sharp	St George Dragons	1
Alexander	Wynn	St George Dragons	6	William	Chambers	UTS Bats	3	Stephen	Wray	Pennant Hills Demons	2	Benjamin	Urwin	Pennant Hills Demons	1
Kieran	Wright	Pennant Hills Demons	6	Sam	Sleigh	Sydney University	3	Christopher	Reichman	Sydney University	2	Jason	Harry	North Shore Bombers	1
Joshua	Cass	Sydney Hills Eagles	6	Tyrone	Armitage	Manly Warringah Giants	3	Alex	Dyson	Sydney University	2	James	Pascoe	UNSW/ES Bulldogs	1
Evan	Smith	Sydney University	6	James	Dunn	Pennant Hills Demons	3	James	Gordon	Sydney Hills Eagles	2	Samuel	Orton	Sydney University	1
Levi	Sands	Western Suburbs Magpies	6	Ryan	Kennedy	Sydney University	3	Nathan	Scarfo	Western Suburbs Magpies	2				
Bryce	Addison	St George Dragons	5	Marcus	Linsen	Western Suburbs Magpies	3	Seamus	Pearson	Western Suburbs Magpies	2				
Joel	Robbie	UNSW/ES Bulldogs	5	Tom	Williamson	UNSW/ES Bulldogs	3	Tim	Wales	Pennant Hills Demons	2				
Hamish	Sherwood	Campbelltown Blues	5	Adam	Baker	UTS Bats	3	Kristian	Ericson	Western Suburbs Magpies	2				

**SNOW MEDAL  
DIVISION ONE BEST & FAIREST**

Chris Bolt	Balmain Tigers	22	Ryan Harris	Macquarie University	5	David Lavender	UTS Bats	3	Cameron Ludowyke	Macquarie University	2
Peter Le Breton	Macquarie University	21	Chris Cook	Illawarra Lions	5	Tim Scoular	Pennant Hills Demons	3	Daniel Preen	Pennant Hills Demons	2
Jordan Pidgeon	Holroyd Parramatta Goannas	20	Samuel Wood	Macquarie University	5	Jack Dickens	Southern Power	3	Aaron Bantoft	UNSW/ES Bulldogs	2
Liam Davis	Southern Power	20	Tate Meredith	UNSW/ES Bulldogs	4	Chris Windle	St George Dragons	3	Daniel Martin	Macquarie University	2
Alex O'Dea	Balmain Tigers	17	Jackson Claridge	St George Dragons	4	George Paneras	Penrith Rams	2	Daniel Worden	Illawarra Lions	2
Bradley Plug	Balmain Tigers	15	Daniel Rixon	St George Dragons	4	Blake Malcolm	Balmain Tigers	2	Andrew Robertson	Macquarie University	1
Benjamin Rogers	Holroyd Parramatta Goannas	14	Adam Smith	Pennant Hills Demons	4	Jaydan Donato	Balmain Tigers	2	William Chambers	UTS Bats	1
Brody Crane	Holroyd Parramatta Goannas	12	Reece Gillespie	Balmain Tigers	4	Oliver Brecht	UTS Bats	2	Benjamin Trevaskis	UNSW/ES Bulldogs	1
Joshua Shephard	Penrith Rams	11	Sam Simpson	Macquarie University	4	Paora Waaka	Illawarra Lions	2	Mitchell Renehan	Penrith Rams	1
Harold Sleight	UTS Bats	11	Ben McGovern	Penrith Rams	4	James Clarke	Southern Power	2	Tim Wolnizer	Macquarie University	1
Zac Jardine	UTS Bats	10	Aaron Crisfield	Pennant Hills Demons	4	Mitchell Woods	UNSW/ES Bulldogs	2	Nicholas Morling	UTS Bats	1
Daniel Keating	Pennant Hills Demons	10	Nathan Wright	Penrith Rams	4	James Coburn	Macquarie University	2	Timothy Ghali	St George Dragons	1
Jonathan Shineberg	St George Dragons	9	Jacob Brookfield	Illawarra Lions	4	Luke Trimboli	UTS Bats	2	Alexander Brooks	St George Dragons	1
Peter Lloyd	Illawarra Lions	8	Calum Walters	UTS Bats	3	Matthew Thomas	Pennant Hills Demons	2	Benjamin Robinson	Penrith Rams	1
Jacob Stek	St George Dragons	8	Lachlan Lamont	UTS Bats	3	Callum Andrews	St George Dragons	2	Riley Waters	St George Dragons	1
Matthew Young	Southern Power	8	Brayden Kilpatrick	St George Dragons	3	Daniel Napper	St George Dragons	2	Taylor Preece	UNSW/ES Bulldogs	1
Christopher Baglin	Pennant Hills Demons	8	Timothy Cashman	Southern Power	3	Jack Coghlan	Macquarie University	2	Steven He	St George Dragons	1
Luke Jarjoura	Balmain Tigers	7	Daniel Turner	Southern Power	3	Harry Whiting	UTS Bats	2	Augustine Porter	UTS Bats	1
William Cook	Illawarra Lions	7	Phillip Hamer	Southern Power	3	Fraser Nixon	Pennant Hills Demons	2	Leo Nunn	Pennant Hills Demons	1
James Brackin	Macquarie University	7	Glenn Watts	Pennant Hills Demons	3	Jake McIntosh	Southern Power	2	Gavin Nixon	Macquarie University	1
James Caica	UTS Bats	7	Mitchell Hall	UTS Bats	3	Ryan Wells	Illawarra Lions	2	Andrew Wardrop	Southern Power	1
Stuart McKinley	Holroyd Parramatta Goannas	6	Riley Miedler	Pennant Hills Demons	3	Evan Danilo	Pennant Hills Demons	2	Adam Dallas	Pennant Hills Demons	1
Andrew Friedlieb	UNSW/ES Bulldogs	6	Rodney Craig	St George Dragons	3	Tim Cordner	Macquarie University	2	Michael Brown	Penrith Rams	1
Stewart Boyd	Illawarra Lions	6	Stuart Brierty	Southern Power	3	Stephen Lording	St George Dragons	2	David Nolen	Illawarra Lions	1
Bryce Mayne	Holroyd Parramatta Goannas	6	Matthew Smith	Pennant Hills Demons	3	Kevin Jones	Balmain Tigers	2	Matthew Jones	St George Dragons	1
Dylan Brogan	Macquarie University	6	Joel Gray	Balmain Tigers	3	Adam Sharp	Penrith Rams	2	Taigen Dubbelde	Holroyd Parramatta Goannas	1
Lachlan Vile	Pennant Hills Demons	5	Scott Maguire	Holroyd Parramatta Goannas	3	Lucas Harry	UTS Bats	2	Adam Cook	Southern Power	1
Aaron Cottrell	Balmain Tigers	5	Michael Findlay	Southern Power	3	Ryan Hughes	Balmain Tigers	2			
Jake Pianta	Penrith Rams	5	Shane Williams	Holroyd Parramatta Goannas	3	Shane Demir	St George Dragons	2			
Nicholas Baglin	Pennant Hills Demons	5	Brady Dunn	UNSW/ES Bulldogs	3	Brendan Browne	UTS Bats	2			
Erin Franklin	Illawarra Lions	5	Eamonn Healey	UTS Bats	3	Tom Steinfort	UTS Bats	2			
Judd Lanyon	UNSW/ES Bulldogs	5	Hugh Priest	Balmain Tigers	3	Leigh Hogan	Southern Power	2			
Nicholas McGann	UNSW/ES Bulldogs	5	Ryan King-Thornburg	Southern Power	3	Leigh Meyrick	UTS Bats	2			

## KEALY MEDAL UNDER 19 DIVISION ONE BEST & FAIREST

AFL Sydney  
2014 Annual Report

Jacob	Stek	St George Dragons	14	Alex	Wearne	Manly Warringah Giants	4	Ryan	Hebron	North Shore Bombers	3	Theo	Moraitis	Pennant Hills Demons	2
William	Stratford	Sydney University	14	Vincent	Barwick	Sydney University	4	Clancy	Lambe	Manly Warringah Giants	3	Sam	Shorrocks	UNSW/ES Bulldogs	2
Luke	Irvine	UNSW/ES Bulldogs	11	Jackson	Pola-Smith	Manly Warringah Giants	4	Daniel	Preen	Pennant Hills Demons	3	Alex	Werfel	UNSW/ES Bulldogs	2
Mitchell	Bell	Manly Warringah Giants	10	Thomas	Zdrilic	Sydney Hills Eagles	4	William	Combe	Sydney University	3	Daniel	Crowe	Sydney Hills Eagles	2
Nicholas	Hurrell	North Shore Bombers	10	James	Delaney	Sydney Hills Eagles	4	Joshua	Dipple	Pennant Hills Demons	3	Scott	Dickson	Sydney Hills Eagles	1
Brayden	Kilpatrick	St George Dragons	9	Michael	Dickson	UNSW/ES Bulldogs	4	Brendan	Vielhauer	Sydney Hills Eagles	2	James	McKenzie	North Shore Bombers	1
Nathan	Cooper	Pennant Hills Demons	8	Jake	Mindham	Sydney Hills Eagles	4	Bronson	Metua	Sydney University	2	Jake	Tompsett	Sydney Hills Eagles	1
Will	Taylor	North Shore Bombers	8	Jake	Monk	North Shore Bombers	4	Elijah	Burton	Manly Warringah Giants	2	Timothy	Ghali	St George Dragons	1
Mitchell	Wright	North Shore Bombers	8	Bradley	Watson	Pennant Hills Demons	3	Dylan	Sanderson	St George Dragons	2	Thomas	Duffy	UNSW/ES Bulldogs	1
Jordan	Rene	Pennant Hills Demons	7	Marlon	Marquez	North Shore Bombers	3	Benjamin	Pierce	Manly Warringah Giants	2	Andre	Cupido	UNSW/ES Bulldogs	1
Jack	Erickson	UNSW/ES Bulldogs	7	Lyndon	Hupfeld	Sydney Hills Eagles	3	Regan	Pinker	Pennant Hills Demons	2	Daniel	Cooper	St George Dragons	1
Lukas	De Vries	Pennant Hills Demons	7	Jack	Parker	Manly Warringah Giants	3	William	Keough	Pennant Hills Demons	2	Samuel	Lewinson	UNSW/ES Bulldogs	1
Steven	He	St George Dragons	6	Oscar	Bradburn	UNSW/ES Bulldogs	3	Riley	Waters	St George Dragons	2	Timothy	Tegg	St George Dragons	1
Dale	Walker	North Shore Bombers	6	Riley	Orr	St George Dragons	3	Hugh	Millar	UNSW/ES Bulldogs	2	Jack	Campbell	North Shore Bombers	1
Onur	Selvi	St George Dragons	6	Jason	Gasovski	St George Dragons	3	Jake	Veale	North Shore Bombers	2	James	Cistulli	North Shore Bombers	1
Yarran	Jaffer-Williams	Sydney University	5	Paul	Dadic	UNSW/ES Bulldogs	3	Orson	Heidrich	Sydney University	2	Matthew	Varjavandi	North Shore Bombers	1
Alex	Johnston	Sydney Hills Eagles	5	Taylor	Preece	UNSW/ES Bulldogs	3	Andrew	Pappas	St George Dragons	2	Xavier	Nelson	Sydney University	1
Kuiam	Anu	St George Dragons	5	Lachlan	Behagg	Manly Warringah Giants	3	Lachlan	Challender	Manly Warringah Giants	2	Timothy	Robertson	North Shore Bombers	1
Jackson	Claridge	St George Dragons	5	Jarrold	Steinert	North Shore Bombers	3	Nik	Dale	Sydney University	2	Bradley	Keough	Pennant Hills Demons	1
Spencer	Krochmal	UNSW/ES Bulldogs	5	Anthony	Woodward	Pennant Hills Demons	3	Jayden	Stevens	Sydney Hills Eagles	2	Cooper	Lee	Pennant Hills Demons	1
Patrick	O'Hara	Manly Warringah Giants	5	Isaac	Heath	Sydney Hills Eagles	3	Jesse	Hare	Pennant Hills Demons	2	Jack	Hill	St George Dragons	1
Sudket	Fraser-Krause	North Shore Bombers	5	Mitchel	De Vries	Pennant Hills Demons	3	Aaron	Stewart	Manly Warringah Giants	2	Vincent	Britton	Sydney University	1
Jack	Guthrie	St George Dragons	4	Dean	Meadows	Manly Warringah Giants	3	Daniel	Russell	St George Dragons	2				

## SANDERS MEDAL DIVISION TWO BEST & FAIREST

Ryan	Kennedy	Sydney University	29	Fraser	Brown	Camden Cats	4	Jarryd	Polley	Western Suburbs Magpies	3	Tom	Pyle	Manly Warringah Giants	2
Daniel	Lim	Blacktown Magic	27	Andrew	Tumminello	Sydney Hills Eagles	4	Nicholas	Lye	Sydney University	2	Tim	Air	Sydney University	2
Matthew	Rawle	Manly Warringah Giants	17	John	Haggerty	Sydney University	3	Seamus	Pearson	Western Suburbs Magpies	2	Daniel	Tracey	North Shore Bombers	2
Rhys	Horton	Moorebank Magpies	15	Simon	Taylor	UTS Bats	3	Harrison	Koch	Manly Warringah Giants	2	Sean	Kinsella	North Shore Bombers	2
Rohan	MacPherson	Sydney University	12	Lachlan	Pryor	North Shore Bombers	3	Michael	Collins	Blacktown Magic	2	Brendan	Fitzgerald	North Shore Bombers	2
Tim	Baracz	Blacktown Magic	11	Blake	Parker	Moorebank Magpies	3	Daniel	Murrell	UTS Bats	2	Rod	Weeks	UTS Bats	2
Jared	Patira	Sydney Hills Eagles	11	Jamie	McDougall	Manly Warringah Giants	3	Mitch	Burton	Moorebank Magpies	2	Alexander	Buis	North Shore Bombers	2
Joshua	Mann	Blacktown Magic	11	Scott	Duggan	Moorebank Magpies	3	David	Clout	Western Suburbs Magpies	2	Daniel	Penfold	Western Suburbs Magpies	1
Adam	Sheldon	Moorebank Magpies	10	David	Green	Western Suburbs Magpies	3	Scott	Easey	North Shore Bombers	2	Troy	Larkins	Moorebank Magpies	1
Matthew	Eurell	Western Suburbs Magpies	9	Andrew	Pilat	Manly Warringah Giants	3	Ben	Collins	Manly Warringah Giants	2	James	Mason	Manly Warringah Giants	1
Mark	Maher	Camden Cats	9	Daniel	O'Connor	Sydney Hills Eagles	3	Jared	Madden	Sydney Hills Eagles	2	Daniel	Cicciarelli	Sydney Hills Eagles	1
Callum	D'Souza	Manly Warringah Giants	9	Ziggy	Middendorf	North Shore Bombers	3	Ryan	Hinson	Western Suburbs Magpies	2	Nathan	Bosschietter	Manly Warringah Giants	1
Kent	Weir	Blacktown Magic	9	Ashley	Moeller	Blacktown Magic	3	Daniel	Miller	Sydney University	2	Ben	Joseph	Manly Warringah Giants	1
Tom	Schultz	Manly Warringah Giants	9	Jason	Murray	Manly Warringah Giants	3	Jeffrey	Morgan	Moorebank Magpies	2	Sam	Haycroft Gouda	Sydney Hills Eagles	1
Shaun	Wicken	Moorebank Magpies	7	Blake	McCrosen	Camden Cats	3	Sam	Jackson	North Shore Bombers	2	Craig	Trewhella	Camden Cats	1
Daniel	Lambert	Western Suburbs Magpies	6	Benjamin	Akmens	Blacktown Magic	3	Roland	Wood	Sydney University	2	Nick	Adams	Manly Warringah Giants	1
Shane	Doherty	Camden Cats	6	Mitchell	Wright	North Shore Bombers	3	Benjamin	Wickham	North Shore Bombers	2	Christopher	Reichman	Sydney University	1
Christopher	Hulston	North Shore Bombers	6	Brian	Cunnane	UTS Bats	3	Nieass	Daniel	Blacktown Magic	2	Timothy	Crow	UTS Bats	1
Andrew	Elchah	Western Suburbs Magpies	6	John	Huxtable	Sydney University	3	Bradley	Wicken	Moorebank Magpies	2	Hugh	Perks	UTS Bats	1
Blake	Brendan	Manly Warringah Giants	6	Benjamin	Reid	Camden Cats	3	Nicholas	Armstrong	Western Suburbs Magpies	2	Timothy	Cummins	UNSW/ES Bulldogs	1
Blake	Pearce	Moorebank Magpies	6	Oliver	Brecht	UTS Bats	3	Grant	Richardson	Western Suburbs Magpies	2	Patrick	Boyd	Western Suburbs Magpies	1
Hamish	McLean	UNSW/ES Bulldogs	5	Sam	Young	Moorebank Magpies	3	Mark	Halteh	Camden Cats	2	Andy	Boehm	UNSW/ES Bulldogs	1
David	Bertram	Blacktown Magic	5	Jake	Saunders	North Shore Bombers	3	Mark	Ayers	UTS Bats	2	Scott	Snodgrass	Sydney University	1
Nicholas	Hills	Camden Cats	5	Tom	Mabon	Western Suburbs Magpies	3	Todd	Thorn-Saville	UTS Bats	2	Kyle	Dempsey	UTS Bats	1
Hugh	McLean	Western Suburbs Magpies	5	Reece	Lonnon	Western Suburbs Magpies	3	Andrew	Tilley	North Shore Bombers	2	Christopher	Harry	Moorebank Magpies	1
James	Broadbent	Camden Cats	5	Daniel	Clifford	Blacktown Magic	3	Jesse	Icao	North Shore Bombers	2	Nicholas	Barrett	UTS Bats	1
Taylor	Currant	Moorebank Magpies	5	Tully	Mclean	Manly Warringah Giants	3	Andrew	Holmes	Sydney University	2	Ryan	Wearne	Manly Warringah Giants	1
Matthew	Withers	Western Suburbs Magpies	5	Jeffrey	Melville	Sydney University	3	Jaden	Dinale	Manly Warringah Giants	2	Nicholas	Ward	UTS Bats	1
Tim	Kear	Sydney Hills Eagles	4	Michael	Higgins	Sydney University	3	Liam	McColl	North Shore Bombers	2	Samuel	Lewis	Sydney Hills Eagles	1
Thomas	Rice	Moorebank Magpies	4	Ryan	Forrester	Moorebank Magpies	3	Zak	Morcillo	UNSW/ES Bulldogs	2	Blake	Collard	Manly Warringah Giants	1
Matt	Lecek	Camden Cats	4	Peter	Casey	Sydney University	3	Aaron	Bantoft	UNSW/ES Bulldogs	2	Brian	Currant	Moorebank Magpies	1
Shaun	Silver	UTS Bats	4	Christien	Specha	Western Suburbs Magpies	3	Matthew	Bamford	Western Suburbs Magpies	2	Timothy	Weston	North Shore Bombers	1
Josiah	Ayling	Camden Cats	4	Thomas	Aynsley	North Shore Bombers	3	Richard	Snowden	North Shore Bombers	2	Ben	Knight	Western Suburbs Magpies	1
Jarryd	Boyd	Sydney University	4	Daniel	Reid	Western Suburbs Magpies	3	Michael	Clinch	Blacktown Magic	2	Bilal	Taha	Sydney University	1
Phillip	Prior	Manly Warringah Giants	4	Anthony	Baddock	Sydney Hills Eagles	3	Adam	Noyce	Camden Cats	2	Kyle	Underwood	Sydney University	1
Daniel	Balderston	Moorebank Magpies	4	Kyall	Walford	Western Suburbs Magpies	3	Philip	Barkman	UNSW/ES Bulldogs	2	Patrick	Wilmot	Western Suburbs Magpies	1
Andrew	Polkinghorne	Blacktown Magic	4	Mark	Horsley	Sydney University	3	Dale	Henri	Sydney Hills Eagles	2	Thomas	Barelli	UNSW/ES Bulldogs	1



## MCFARLANE MEDAL DIVISION THREE BEST & FAIREST

David	Clinch	Nor-West Jets	25	Warwick	Smith	Nor-West Jets	5	Matthew	Watson	Sydney University	3	Robert	Vincent	Macquarie University	2
Benjamin	Mayer	Penrith Rams	22	Chas	Wilkinson	Sydney University	4	James	Fulton	Pennant Hills Demons	3	Harley	Mangham	Southern Power	2
Luke	Bilbe	Pennant Hills Demons	18	Patrick	Bird	Southern Power	4	Brent	Pollock	Sydney University	3	James	West	Balmain Tigers	2
Tim	Eather	Gosford Wildcats	15	Jamal	Steer	Western Suburbs Magpies	4	Ashlee	Azhar	Balmain Tigers	3	Samuel	Shumack	Macquarie University	2
Adrian	Ireland	Randwick City Saints	13	Christopher	Henderson	Randwick City Saints	4	Jake	Sultana	Penrith Rams	3	Travis	Martin	Balmain Tigers	2
Owen	Butcher	Nor-West Jets	11	Cameron	Roe	Southern Power	4	Liam	Aggett	Southern Power	3	Jake	Shelley	Penrith Rams	2
Alexander	Huggins	Pennant Hills Demons	10	Jack	Edwards	Sydney University	4	Blair	Oliver	Randwick City Saints	3	William	Rowland	Randwick City Saints	2
Ewan	Rankin	Sydney University	10	Peter	Grundy	Sydney University	4	Liam	Ghalayini	Gosford Wildcats	3	Jordan	Moore	Balmain Tigers	2
Daniel	Coughlin	Western Suburbs Magpies	9	Aaron	Smith	Gosford Wildcats	4	Nicholas	Crossland	Balmain Tigers	2	Earl	Weir	Randwick City Saints	2
Ryan	Johnston	Nor-West Jets	9	Brendan	Rankine	Sydney University	4	Kenneth	Simpson	Sydney University	2	Ryan	Mcclelland	Pennant Hills Demons	2
Mitchell	Rose	Randwick City Saints	9	Leigh	McWhirter	Sydney University	4	Maximilian	Wettenhall	Sydney University	2	Richard	Connelly	Western Suburbs Magpies	1
Mitchell	Stevens	Penrith Rams	9	Mitchell	Soames	Balmain Tigers	4	Brendan	Jenkins	Balmain Tigers	2	Liam	Murphy	Penrith Rams	1
Daniel	Smyth	Penrith Rams	8	Dean	Cockburn	Penrith Rams	3	Daniel	Schroot	Penrith Rams	2	Matthew	Leibowitz	Sydney University	1
Jarrold	Myers	Pennant Hills Demons	8	Simon	Cake	Macquarie University	3	Nick	Whitehead	Balmain Tigers	2	Carter	Mullins	Pennant Hills Demons	1
Bryce	Thomson	Balmain Tigers	8	Gordon	Willis	Sydney University	3	Evan	Danilo	Pennant Hills Demons	2	Eden	Bennell	Balmain Tigers	1
Matthew	Cuthbert	Randwick City Saints	8	Benjamin	Robinson	Penrith Rams	3	Jordan	Lipson	Randwick City Saints	2	Charles	Allworth	Sydney University	1
Nathan	Rowley	Penrith Rams	8	Lachlan	Geeves	Penrith Rams	3	Mark	Horsley	Sydney University	2	Troy	McMurrich	Macquarie University	1
Michael	Gray	Nor-West Jets	7	Martin	Pope	Penrith Rams	3	Ronan	Cott	Western Suburbs Magpies	2	Nick	Preston	Randwick City Saints	1
Sean	Harper-Wirth	Randwick City Saints	7	Andrew	D'Archy	Pennant Hills Demons	3	Oliver	Mahony	Sydney University	2	Matthew	Whitaker	Sydney University	1
Dimetri	Garoufalis	Randwick City Saints	7	Neil	Walker	Gosford Wildcats	3	Ben	McGovern	Penrith Rams	2	Max	Margan	Western Suburbs Magpies	1
Jeremy	Grant	Randwick City Saints	7	Reece	Gillespie	Balmain Tigers	3	Nicholas	Baglin	Pennant Hills Demons	2	Phillip	Hare	Pennant Hills Demons	1
Nathan	Breen	Pennant Hills Demons	7	Chris	Ayers	Western Suburbs Magpies	3	James	Warren	Southern Power	2	Jon	Butcher	Southern Power	1
Jayden	Pendleton	Randwick City Saints	6	Michael	Hofstein	Randwick City Saints	3	Brendan	Eather	Gosford Wildcats	2	Baddi	Khamis	Western Suburbs Magpies	1
Benjamin	Jennison	Nor-West Jets	6	Dean	Simonson	Gosford Wildcats	3	Tristan	Smith	Southern Power	2	Daniel	Guthridge	Nor-West Jets	1
Mathew	Burke	Randwick City Saints	6	Ed	Kirby	Penrith Rams	3	Ian	Janda	Macquarie University	2	Alistaire	Duell-Ferguson	Balmain Tigers	1
Matthew	Cummins	Penrith Rams	6	Brendan	Kenny	Southern Power	3	Joel	McMullan	Pennant Hills Demons	2	Ian	Holder	Southern Power	1
Lachlan	Thompson	Gosford Wildcats	5	Matthew	Sarkies	Western Suburbs Magpies	3	Brendon	Clendenning	Sydney University	2	Tom	Whitaker	Sydney University	1
Rhys	Evans	Western Suburbs Magpies	5	Daniel	Egan	Western Suburbs Magpies	3	Troy	Shean	Southern Power	2	Matthew	Miles	Pennant Hills Demons	1
George	Garoufalis	Randwick City Saints	5	Kyle	Clarke	Nor-West Jets	3	Tyler	Carter	Southern Power	2	Luke	Girgis	Sydney University	1
Ben	Kucharski	Macquarie University	5	Josh	Howe	Nor-West Jets	3	Hugh	Jarman	Macquarie University	2	Kyle	Parker	Sydney University	1
Peter	McCarthy	Gosford Wildcats	5	Brodie	Fleet	Pennant Hills Demons	3	Michael	Garstin	Randwick City Saints	2	Max	McNamara	Penrith Rams	1
Paul	Randazzo	Pennant Hills Demons	5	Timothy	Marsden	Macquarie University	3	Scott	Burkinshaw	Gosford Wildcats	2	John	Little	Balmain Tigers	1
Peter	Kyle	Nor-West Jets	5	James	Yates	Penrith Rams	3	Matthew	Payne	Penrith Rams	2	Joshua	Cutrupi	Sydney University	1
Gabriel	Robbie	Sydney University	5	Dominic	Moc-Saint Clare	Sydney University	3	Justin	Lucas	Southern Power	2	Joshua	Bancroft	Macquarie University	1

## ARMSTRONG MEDAL DIVISION FOUR BEST & FAIREST

Daniel	Hockey	Wollondilly Knights	24	David	Wolfe	Wollondilly Knights	4	Aryna-Danieal	Pezeshki	Randwick City Saints	3	Benjamin	Prelec	Randwick City Saints	2
Luke	Bodeker	Campbelltown Blues	18	Chantha	Pal	Campbelltown Blues	4	Matthew	Ophof	Holroyd Parramatta Goannas	3	Morris	Bryant	Randwick City Saints	1
Russell	Andrews	Wollondilly Knights	16	Victor	Pham	Moorebank Magpies	4	David	Backler	UNSW/ES Bulldogs	3	Calvin	Cain	UNSW/ES Bulldogs	1
Grant	Webb	Holroyd Parramatta Goannas	12	Rhys	Hamilton	Wollondilly Knights	4	Andre	Stamoulos	Wollondilly Knights	2	Glen	Fury	Randwick City Saints	1
Peter	Zuvela	Holroyd Parramatta Goannas	12	Rodney Steven	Simpkin	UTS Bats	4	Sean	McCaffrey	Manly Warringah Giants	2	Mark	Fitzpatrick	Moorebank Magpies	1
Scott	Gentle	UNSW/ES Bulldogs	12	Zach	Bray	Manly Warringah Giants	3	Ben	Smith	Campbelltown Blues	2	Scott	Battye	Holroyd Parramatta Goannas	1
Nicholas	Bailey	Sydney University	10	Christopher	Wolfe	Wollondilly Knights	3	Ian	Prudham	Moorebank Magpies	2	Matthew	Bate	Manly Warringah Giants	1
John	Colbert	UTS Bats	10	Jordan	Etto	Campbelltown Blues	3	James	Weston	Wollondilly Knights	2	Matthew	McMahon	UNSW/ES Bulldogs	1
Dustin	Teasdale	UTS Bats	10	Thomas	King	Sydney University	3	Nicholas	Allardice	UTS Bats	2	Simon	De Souza	Holroyd Parramatta Goannas	1
Jeremy	Pilat	Manly Warringah Giants	8	Kenneth	Simpson	Sydney University	3	Michael D	Edwards	North Shore Bombers	2	Jeffrey	Morgan	Moorebank Magpies	1
John	Ritchie	UTS Bats	8	Stephen	Ball	UNSW/ES Bulldogs	3	Tim	O'Donovan	UTS Bats	2	Gabe	Smith	Manly Warringah Giants	1
Adam	Furley	Moorebank Magpies	8	Brenton	Wright	Moorebank Magpies	3	David	Curley	North Shore Bombers	2	Andrew	Montgomery	North Shore Bombers	1
Timothy	Dickson	UNSW/ES Bulldogs	8	Chad	Fitzsimmons	Wollondilly Knights	3	Alex	Chiew	North Shore Bombers	2	Andrew	Comerford	Manly Warringah Giants	1
Jesse	Icao	North Shore Bombers	7	Robert	Comans	Manly Warringah Giants	3	Ryan	Payne	Moorebank Magpies	2	Owen	Williams	Manly Warringah Giants	1
Timothy	Beissmann	North Shore Bombers	7	Alexander	Gillman	UNSW/ES Bulldogs	3	Jonathan	Bocking	UTS Bats	2	Cory	Rutland	Wollondilly Knights	1
Andrew	Hurley	Manly Warringah Giants	6	Roger	Jones	UNSW/ES Bulldogs	3	Matthew	Cuthbert	Randwick City Saints	2	Brendan	Cockerill	Wollondilly Knights	1
Patrick	Hunter	Sydney University	6	Daniel	Potts	Sydney University	3	David	Owen	Sydney University	2	David	Orr	North Shore Bombers	1
Simon	Ayling	Sydney University	6	Paul	Markou	Moorebank Magpies	3	Benjamin	Bitner	Randwick City Saints	2	Toutai	Havea	Campbelltown Blues	1
Joseph	Byrnes	UNSW/ES Bulldogs	6	Hamish	Sherwood	Campbelltown Blues	3	Nicholas	Adams	North Shore Bombers	2	Nicholas	Wright	Campbelltown Blues	1
Shaun	Paget	Wollondilly Knights	6	James	Hedrick	UTS Bats	3	Michael	Baker	Sydney University	2	Angus	Reid	Manly Warringah Giants	1
James	Phelan	North Shore Bombers	6	Jason	Murray	Manly Warringah Giants	3	Luke	McLeod	Holroyd Parramatta Goannas	2	Jakeb	Utech	Sydney University	1
Mark	Hill	Holroyd Parramatta Goannas	6	Christopher	Kightley	North Shore Bombers	3	John	Skehan	North Shore Bombers	2	Ilario	Patti	Moorebank Magpies	1
Ben	Nilsen	UTS Bats	6	Roger	Snodgrass	Sydney University	3	Jerrold	Quick-Nadin	Campbelltown Blues	2	Richard	Fitzgerald	UTS Bats	1
Aiden	McNicholas	North Shore Bombers	6	Heath	Mitchell	UTS Bats	3	David	Hook	Holroyd Parramatta Goannas	2	Sean	Goulding	Randwick City Saints	1
Jason	Haddock	Wollondilly Knights	5	Nicholas	Barrett	UTS Bats	3	Christopher	Connley	Randwick City Saints	2	Isaac	Carrera	Moorebank Magpies	1
Paul	Higginson	Randwick City Saints	5	Mitchell	Herps	Sydney University	3	Matthew	Seckold	Moorebank Magpies	2	Thomas	Barelli	UNSW/ES Bulldogs	1
Anukorn	Chounlamountry	UTS Bats	5	Andrew	Phelan	North Shore Bombers	3	Simon	Woodward-Brown Green	Manly Warringah Giants	2	Matt	Miles	Manly Warringah Giants	1
Thomas	Wesley	UNSW/ES Bulldogs	5	Paul	Younan	Sydney University	3	Cheyne	Green	Campbelltown Blues	2	William	Sackville	Sydney University	1
Benjamin	Green	UTS Bats	5	Andrew	Schubert	North Shore Bombers	3	Tyrone	Bumet	UTS Bats	2	Ian	Andrews	Wollondilly Knights	1
Daran	Mahenthirarajah	UNSW/ES Bulldogs	5	Joshua	Hickey	Campbelltown Blues	3	Andrew	Widdicombe	UTS Bats	2	Dwayne	Dixon	Sydney University	1
Douglas	Houston	UTS Bats	5	Jason	Fretwell	Campbelltown Blues	3	Daniel	Roberts	North Shore Bombers	2	Joshua	Duncombe	Campbelltown Blues	1
Matthew	Portokalli	Randwick City Saints	5	Brad	Dean	Manly Warringah Giants	3	John	Whealans	UTS Bats	2	Albert	Leung	Holroyd Parramatta Goannas	1
Nicholas	Hudson	Campbelltown Blues	4	Adam	Byrne	Holroyd Parramatta Goannas	3	Dylan	Riebe	Randwick City Saints	2	Maxmillian	Friend	Randwick City Saints	1
Sireli	Fifita	Holroyd Parramatta Goannas	4	Scott	Nolan	Holroyd Parramatta Goannas	3	Wayne	Jones	North Shore Bombers	2	Christopher	Jones	Holroyd Parramatta Goannas	1
Daniel	Franklin	UNSW/ES Bulldogs	4	Charles	Ford	Campbelltown Blues	3	Alexander	Buis	North Shore Bombers	2	Nathan	Peters	Holroyd Parramatta Goannas	1
Ben	Dooley	Moorebank Magpies	4	Mark	Kavanagh	Randwick City Saints	3	Elijah	Elias	Randwick City Saints	2	Luke	McCann	Campbelltown Blues	1
Anthony	Simpson	Moorebank Magpies	4	William	Clarke	North Shore Bombers	3	Darren	Patten	Holroyd Parramatta Goannas	2	Keith	Mitchell	North Shore Bombers	1
Nicholas	Lloyd	Sydney University	4	Jacob	Alsford	UTS Bats	3	Mark	Haebich	UNSW/ES Bulldogs	2	Daniel	Wallage	Manly Warringah Giants	1
James	Costi	North Shore Bombers	4	Edward	Taffa	UTS Bats	3	Nathan	Tegart	Holroyd Parramatta Goannas	2				

**APTED MEDAL  
DIVISION FIVE BEST & FAIREST**

Ben	Laid	Camden Cats	17	Andrew	Cohen	UTS Bats	4	Scott	Laid	Camden Cats	2	Gil	Corr	Blacktown Magic	1
Henry	Button	Blacktown Magic	15	Daniel	Clifford	Blacktown Magic	3	James	Dixon	Camden Cats	2	Aaron	Hill	Blacktown Magic	1
Tayt	Corless	Penrith Rams	15	Cameron	Thomas	Camden Cats	3	Ben	McDermott	Camden Cats	2	Matthew	Keevil-Scott	Blacktown Magic	1
John Anthony Ben	Murtagh	Camden Cats	10	Matthew	Bowyer	Camden Cats	3	Mihir	Wagle	Holroyd Parramatta Goannas	2	Michael	Chandler	Camden Cats	1
	Shoebridge	Penrith Rams	10	Aaron	Beves	Camden Cats	3	Nathaniel	Fennell	Holroyd Parramatta Goannas	2	Adam	Hunt	Camden Cats	1
John	Hook	UNSW/ES Bulldogs	10	Mathew	Smith	Holroyd Parramatta Goannas	3	Ian	Prudham	Moorebank Magpies	2	Simon	De Souza	Holroyd Parramatta Goannas	1
Darren	Edmondson	Blacktown Magic	9	Jesse	Haurua	Holroyd Parramatta Goannas	3	Bradley	Wicken	Moorebank Magpies	2	Stanley	Lee	Holroyd Parramatta Goannas	1
Stuart	Farnell	Camden Cats	9	Isaac	Carrera	Moorebank Magpies	3	Anthony	Simpson	Moorebank Magpies	2	Luke	Pierce	Holroyd Parramatta Goannas	1
Brendan	Jones	Moorebank Magpies	9	Michael	Sheehan	Moorebank Magpies	3	Thomas	Anderson	Moorebank Magpies	2	Nathan	McLean	Holroyd Parramatta Goannas	1
Dane	Fysh	Penrith Rams	9	Rodney	Bloomfield	Moorebank Magpies	3	Mitchell	Mcdonald	Moorebank Magpies	2	Dasun	Abeygoonawardana	Holroyd Parramatta Goannas	1
Greg	Major	Penrith Rams	8	David	Orr	North Shore Bombers	3	Jason	Smith	North Shore Bombers	2	Paul	Smith	Moorebank Magpies	1
Paul	McWhirter	Sydney University	8	Nicholas J	Yeoland	North Shore Bombers	3	Wayne	Jones	North Shore Bombers	2	Shaun	Wells	Moorebank Magpies	1
Jake	Reid	UNSW/ES Bulldogs	8	Angus	Quail	North Shore Bombers	3	Andrew	Wing Kee	North Shore Bombers	2	Christopher	Hunt	Moorebank Magpies	1
Mbimbi	Mbimbi	Blacktown Magic	7	Bennett	Idstein	Nor-West Jets	3	Jesse	Icao	North Shore Bombers	2	Ilario	Patti	Moorebank Magpies	1
Jarrold	Farrer	Moorebank Magpies	7	Paul	Webster	Nor-West Jets	3	Michael	Hoekman	North Shore Bombers	2	Sione	Helu	Moorebank Magpies	1
Seb	Goldrick	Nor-West Jets	7	Luke	Judd	Nor-West Jets	3	Andrew	Schubert	North Shore Bombers	2	Wosif	Elayoubi	Moorebank Magpies	1
Brett	Carroll	Blacktown Magic	6	Owen	Butcher	Nor-West Jets	3	Matthew	Brophy	Nor-West Jets	2	David	Curley	North Shore Bombers	1
Zackary	Coombs	Nor-West Jets	6	Alex	Lorenzelli	Nor-West Jets	3	Ashley	Light	Nor-West Jets	2	Leigh	Sharpe	Nor-West Jets	1
Daniel	Langford	Nor-West Jets	6	Dylan	Nelson	Penrith Rams	3	Peter	Richardson	Nor-West Jets	2	Richard	Boucher	Nor-West Jets	1
Bryce	Roney	Penrith Rams	6	Justin	Weller	Penrith Rams	3	Doug	Linnett	Nor-West Jets	2	Owen	Hickman	Nor-West Jets	1
Michael	Hutching	UNSW/ES Bulldogs	6	Martin	Ring	Sydney University	3	John	Ruffo	Penrith Rams	2	Blake	Heggie	Nor-West Jets	1
James	McDuie	UTS Bats	6	Brent	Watkins	Sydney University	3	Maximillan	Wettenhall	Sydney University	2	Connor	Moore	Nor-West Jets	1
John	Lane	Blacktown Magic	5	Jared	Boccanfuso	Sydney University	3	Isaac	Martin	Sydney University	2	Justin	Eckford	Penrith Rams	1
David	Pattison	Camden Cats	5	Luke	Girgis	Sydney University	3	Scott	Walker	Sydney University	2	Ryan	Sippel	Penrith Rams	1
Zane	Priest	Nor-West Jets	5	Liam	Gleeson	UNSW/ES Bulldogs	3	Josh	Heazlewood	Sydney University	2	Jamie	Edwards	Penrith Rams	1
Jesse	Pinder	Nor-West Jets	5	Thomas	Hurrell	UNSW/ES Bulldogs	3	William	Tinkler	Sydney University	2	Gordon	Howell	Penrith Rams	1
Matthew	Hagias	UTS Bats	5	Sam	Wright	UNSW/ES Bulldogs	3	Andrew	Yanitsas	UNSW/ES Bulldogs	2	Lachlan	Godfrey	Sydney University	1
Jamie	Miller	Blacktown Magic	4	Glen	Dorward	UNSW/ES Bulldogs	3	Thomas	Reynolds	UNSW/ES Bulldogs	2	Jeremy	Owens	Sydney University	1
Mike	O'Grady	Blacktown Magic	4	Mark	Wright	UNSW/ES Bulldogs	3	George	Harder	UTS Bats	2	Alex	Crowe	Sydney University	1
Michael D	Edwards	North Shore Bombers	4	Andrew	Thain	UTS Bats	3	Andrew	Emmerson	UTS Bats	2	Brad	Elstub	Sydney University	1
Jye	Charlton Brennan	Nor-West Jets	4	Phil	Anderson	UTS Bats	3	Max	Howard	UTS Bats	2	Timothy	Vrachnas	UNSW/ES Bulldogs	1
Daniel	Soderman	Nor-West Jets	4	Lorenzo	Nevin	UTS Bats	3	Lee	Stebbing	UTS Bats	2	Ian	Gunn	UNSW/ES Bulldogs	1
Ajang	Duot	Nor-West Jets	4	Rodney Steven	Simpkin	UTS Bats	3	Andrew	Widdicombe	UTS Bats	2	Dean	Hughey	UNSW/ES Bulldogs	1
Joshua	Patterson	Nor-West Jets	4	Dean	Barber	Blacktown Magic	2	Timothy	Maddocks	UTS Bats	2	James	Elferson	UTS Bats	1
Kevin	Kirk	Penrith Rams	4	Jared	Clifford	Blacktown Magic	2	Daniel	Gallacher	UTS Bats	2	Jacob	Alsford	UTS Bats	1
Luke	Hayward	Sydney University	4	Thomas	Glynn	Camden Cats	2	Craig	Reynolds	Blacktown Magic	1	Gil	Corr	Blacktown Magic	1
Paul	Oscar	Sydney University	4	Anthony	Frost	Camden Cats	2	Andrew	Pyman	Blacktown Magic	1	Aaron	Hill	Blacktown Magic	1

## HART MEDAL UNDER 19 DIVISION TWO BEST & FAIREST

Andrew	Denoon	Southern Power	12	Richard	Connelly	Western Suburbs Magpies	4	Toutai	Havea	Macarthur Giants	2
Patrick	Pope	Penrith Rams	10	Mitchell	Sapiatzer	Macarthur Giants	3	Lachlan	Vehlow	Moorebank Magpies	2
Thomas	Kannan	Western Suburbs Magpies	8	Ben	Zoppo	Western Suburbs Magpies	3	Lewis	Criniti	Macquarie University	2
Benjamin	Polley	Western Suburbs Magpies	8	Nicholas	Green	Penrith Rams	3	Zachary	Pianta	Penrith Rams	2
Tim	Cordner	Macquarie University	8	James	Bamford	Western Suburbs Magpies	3	Luke	Mansour	Holroyd Parramatta Goannas	2
Jordan	Etto	Macarthur Giants	8	Ben	Knight	Western Suburbs Magpies	3	Mitchall	Broadstock	Macarthur Giants	2
James	Bowman	Moorebank Magpies	7	Joshua	Foley	Western Suburbs Magpies	3	Justin	Taylor	Holroyd Parramatta Goannas	2
Felix	Dixon	Macquarie University	7	Jeconiah	Peni	Macarthur Giants	3	Joshua	Van Luenen	Macarthur Giants	2
Hayden	Rapley	Moorebank Magpies	7	Shaun	McErlain	Southern Power	3	James	Hughes	Southern Power	1
Luke	Vella	Macarthur Giants	7	Harrison	Keenan	Moorebank Magpies	3	Jarrold	Hilaire	Moorebank Magpies	1
Ryan	Ludowyke	Macquarie University	7	Ethan	Claxton	Penrith Rams	3	Jarrold	Lawrence	Moorebank Magpies	1
Ryan	Payne	Moorebank Magpies	6	Blayde	Foley	Moorebank Magpies	3	Joshua	Timbrell	Macarthur Giants	1
Wyndham	Peachey	Southern Power	6	Liam	Pollard	Southern Power	3	Benjamin	Andrew	Moorebank Magpies	1
Bradley	Wicken	Moorebank Magpies	6	Nicholas	Fox	Southern Power	3	Chom	Manut	Holroyd Parramatta Goannas	1
Mihir	Wagle	Holroyd Parramatta Goannas	6	Jacob	Miller	Southern Power	3	Steven	Lemme	Western Suburbs Magpies	1
Jack	Riley	Macquarie University	6	Taran	Etto	Macarthur Giants	3	Alister	Bowen	Macarthur Giants	1
Andrew	Lynch	Southern Power	6	Cameron	McBrien	Macquarie University	3	Connor	Owen-Auburn	Penrith Rams	1
Charles	Ford	Macarthur Giants	5	Andrew	Crawford	Western Suburbs Magpies	3	Raniketh	Prasad	Western Suburbs Magpies	1
Brendan	Jones	Moorebank Magpies	5	Luke	Hyland	Penrith Rams	3	Todd	Annakin	Moorebank Magpies	1
Jacob	Field	Penrith Rams	5	Dylan	Villanueva	Moorebank Magpies	3	Christopher	Nolan	Penrith Rams	1
Andrew	Manchester	Western Suburbs Magpies	5	Josh	LeLay	Macquarie University	3	Timothy	Trautsch	Macarthur Giants	1
Stephen	Smith	Holroyd Parramatta Goannas	5	Joshua	Thompson	Macquarie University	3	Aaron	Jansson	Southern Power	1
Luke	McCann	Macarthur Giants	4	Vasili	Romanas	Western Suburbs Magpies	3	Noah	Park	Southern Power	1
Aidan	Quicke	Penrith Rams	4	Martin	Faulkner	Moorebank Magpies	3	Lachlan	Drake	Macquarie University	1
Rhys	Davies	Moorebank Magpies	4	Dominic	Kannan	Western Suburbs Magpies	3	Joshua	Cooper	Macquarie University	1
Daniel	Tilio	Western Suburbs Magpies	4	Matthew	Querzoli	Southern Power	2	Warren	Normoyle	Macarthur Giants	1
Joshua	Miller	Southern Power	4	Adrian	Boelhouwer	Penrith Rams	2	Reuben	Pannu	Holroyd Parramatta Goannas	1
Paul	Green	Macarthur Giants	4	Riley	Buckley	Southern Power	2	Callum	McEvoy-Gray	Western Suburbs Magpies	1
Abu	Bah	Western Suburbs Magpies	4	Ben	Skinner	Penrith Rams	2				

## WOMEN'S BEST & FAIREST DIVISION ONE

Stephanie	Walker	Sydney University Bombers	24	Sarah	Court	UNSW/ES Stingrays	3	Salome	Cerda-Vargas	Macquarie University	2
Amanda	Farrugia	Macquarie University	17	Sarah	Flanders	Western Wolves	3	Aoife	McDonnell	Sydney University Bombers	2
Jennifer	Lew	Sydney University Bombers	16	Cassandra	Lees	Newtown Breakaways	3	Sera	Kaukiono	Sydney University Bombers	2
Codie	Briggs	Newtown Breakaways	15	Jasmine	Smith	UNSW/ES Stingrays	3	Monica	Chew	Sydney University Bombers	2
Kate	Lawson	Western Wolves	13	Lara	Creber	Sydney University Bombers	3	Liz	Fassone	Macquarie University	1
Rebecca	Beeson	Macquarie University	12	Verna	Iles	Newtown Breakaways	3	Aislinn	Albury	Macquarie University	1
Luisa	Marzotto	UNSW/ES Stingrays	11	Karla	Spilarewicz	Balmain Dockers	3	Meredith	Gray	Sydney University Bombers	1
Nicola	Vrachnas	UNSW/ES Stingrays	10	Nicole	Kriz	Western Wolves	3	Christine	McDonald	Balmain Dockers	1
Mai	Nguyen	UNSW/ES Stingrays	9	Georgia	Verkuylen	Newtown Breakaways	3	Tess	Malcolm	Macquarie University	1
Anna	Ruut	Newtown Breakaways	8	Kyrsty	Bishop	UNSW/ES Stingrays	3	Belinda	Harrison	Western Wolves	1
Courtney	Gum	UNSW/ES Stingrays	7	Belinda	Pride	Balmain Dockers	3	Kristy	Sutcliffe	Macquarie University	1
Madelane	Collier	UNSW/ES Stingrays	5	Nicola	Barr	Sydney University Bombers	3	Olivia	Warren	Sydney University Bombers	1
Alison	Parkin	Balmain Dockers	5	Amy	Kowski	Balmain Dockers	3	Natasha	Devlin	Newtown Breakaways	1
Tobi	Noble	Newtown Breakaways	5	Melissa	Freckelton	Western Wolves	3	Natalie	Barber	Western Wolves	1
Libby	Sadler	Sydney University Bombers	5	Rachael	Stack	Sydney University Bombers	3	Amy	Foo	Sydney University Bombers	1
Margarita	Obien	Western Wolves	5	Melita	Morriss	UNSW/ES Stingrays	2	Shani	Sleeman	UNSW/ES Stingrays	1
Claire	Koski	Balmain Dockers	4	Nakita	Brown	Macquarie University	2				
Kate	Edwards	UNSW/ES Stingrays	4	Emma	Davison	Balmain Dockers	2				
Christie	Mokotupu	Balmain Dockers	4	Olivia	Hall	Balmain Dockers	2				
Michaela	Ekman	Western Wolves	4	Jesse	Wong	Macquarie University	2				

## WOMEN'S BEST & FAIREST DIVISION TWO

Nikki	Perrett	Penrith Ramettes	30	Justine	Vella	Penrith Ramettes	5	Emma	Hollo	UNSW/ES Stingrays	3	Melanie	Hibbert	Southern Power	2
Lael	Kassem	Auburn Giants	22	Ashlee	McClure	Southern Power	5	Tabitha	Williams	UNSW/ES Stingrays	3	Sandra	Janjetovic	UNSW/ES Stingrays	2
Rachael	Lewis	Manly Warringah Giants	18	Sandra	Smyth	Southern Power	5	Erin	Hodson	UNSW/ES Stingrays	3	Kyrsty	Bishop	UNSW/ES Stingrays	2
Kathryn	Hull	Southern Power	17	Shani	Sleeman	UNSW/ES Stingrays	5	Kate	Lancaster	UNSW/ES Stingrays	3	Kelsie	Wright	UTS Shamrocks	2
Lara	Hilmi	UTS Shamrocks	16	Catherine	Stanton	Wollongong Saints	5	Amanda	Creighton	UTS Shamrocks	3	Jasmine	Ayad	Auburn Giants	1
Laura	Russell	Wollongong Saints	15	Kara	McDonald	Gosford Wildcats	4	Melissa	Khoury	UTS Shamrocks	3	Emily	Crookes	Gosford Wildcats	1
Christine	Mc Cutcheon	UTS Shamrocks	14	Lauren	Anstey	Gosford Wildcats	4	Kellie	Nolan	UTS Shamrocks	3	Ciara	Kearns	Manly Warringah Giants	1
Natalie	Camilleri	Penrith Ramettes	11	Jessica	Purcell	Moorebank Magpies	4	Charlene Danielle	Humphries	UTS Shamrocks	3	Karina	Fagan	Moorebank Magpies	1
Jasmine	Smith	UNSW/ES Stingrays	11	Cassie	Rice	Moorebank Magpies	4	Katharina	Liss	Wollongong Saints	3	Ashley	Grosas	Penrith Ramettes	1
Kimberly	Chan	Wollongong Saints	10	Stephanie	Cockerill-Wright	Randwick City Angels	4	Casey-ley	Moane	Wollongong Saints	3	Karnia	Zarb	Randwick City Angels	1
Tess	Mutton	Gosford Wildcats	9	Tully	McDonough	UTS Shamrocks	4	Elysse	Cirson	Wollongong Saints	3	Narissa Kate	Milne	Randwick City Angels	1
Amy	Hessell	Gosford Wildcats	9	Ellen	Crewdson	Wollongong Saints	4	Yvette	Heritage	Wollongong Saints	3	Imogen	Geissler	Randwick City Angels	1
Kristy	De Pellegrini	Southern Power	9	Sabrina	Badr	Auburn Giants	3	Laura	Tibbetts	Wollongong Saints	3	Rika	Millen	Randwick City Angels	1
Sarah	Tallis	Randwick City Angels	8	Amna	Karra-Hassan	Auburn Giants	3	Nora	Ayad	Auburn Giants	2	Zoe	Devlin	Randwick City Angels	1
Kaya	Thompson	Randwick City Angels	8	Rachael	Elcoate	Gosford Wildcats	3	Jamile	Ghemraoui	Auburn Giants	2	Clare	Wheatley	Randwick City Angels	1
Chereta	Daylight	UTS Shamrocks	8	Megan	Lawrence	Gosford Wildcats	3	Rebecca	Collins	Gosford Wildcats	2	Bronte	Howell	Southern Power	1
Melissa	Brydon	Penrith Ramettes	7	Annabelle	Bares	Gosford Wildcats	3	Ashleigh	Carter	Manly Warringah Giants	2	Amy	Priestly	UNSW/ES Stingrays	1
Cynthia	Anderson	Randwick City Angels	7	Karina	Davidson	Gosford Wildcats	3	Alicia	Armitage	Manly Warringah Giants	2	Tammy	Callaghan	UNSW/ES Stingrays	1
Liali	Karra-Hassan	Auburn Giants	6	Danielle	Petkovic	Manly Warringah Giants	3	Emilee	Lang	Moorebank Magpies	2	Melissa	Stott	UNSW/ES Stingrays	1
Maria	Sinu Mua	Auburn Giants	6	Samantha	Engel	Manly Warringah Giants	3	Steph	Sheldon	Moorebank Magpies	2	Jemma	Still	UNSW/ES Stingrays	1
Dominique	Goom	Southern Power	6	Emma	Purcell	Moorebank Magpies	3	Stephanie	Kostic	Penrith Ramettes	2	Mathilde	Granberg	UNSW/ES Stingrays	1
Sandra	Ryan	UTS Shamrocks	6	Jennifer	Brown	Penrith Ramettes	3	Nikki	McNeill	Penrith Ramettes	2	Shannon	Huntley-wei	Wollongong Saints	1
Nicola	Kennedy	Wollongong Saints	6	Lisa	Townson	Southern Power	3	Gabi	Bryan	Randwick City Angels	2	Shannyn	Everingham-Geary	Wollongong Saints	1
Kathleen	Parker	Wollongong Saints	6	Linda	Townson	Southern Power	3	Kathleen	Parker	Southern Power	2	Leanne	Kidd	Wollongong Saints	1
Jessie	Mulholland	Wollongong Saints	6	Jasmine	Fergus	Southern Power	3	Danielle	Dunajcik	Southern Power	2				
Rheanna	Vehlow	Moorebank Magpies	5	Melissa	Appleby	Southern Power	3	Shellee	Gibson	Southern Power	2				
Tara	Warner	Moorebank Magpies	5	Monica	Kavanagh	UNSW/ES Stingrays	3	Alexandra	Tegg	Southern Power	2				

## 2014 COMPETITION LADDERS

### AFL SYDNEY PREMIER DIVISION 2014

		P	W	L	D	For	Ag	PC	Pts
1	Manly Warringah Giants	18	17	1	0	1948	719	270.93	68
2	Pennant Hills Demons	18	16	2	0	1720	1056	162.88	64
3	St George Dragons	18	12	5	1	1532	1235	124.05	50
4	Western Suburbs Magpies	18	11	6	1	1419	1276	111.21	46
5	Sydney University	18	7	10	1	1370	1226	111.75	30
6	UNSW/ES Bulldogs	18	7	11	0	1323	1427	92.71	28
7	North Shore Bombers	18	6	12	0	1126	1574	71.54	24
8	Campbelltown Blues	18	5	13	0	1056	1655	63.81	20
9	Sydney Hills Eagles	18	4	14	0	1100	1824	60.31	16
10	UTS Bats	18	3	14	1	1149	1751	65.62	14

### AFL SYDNEY DIVISION ONE 2014

		P	W	L	D	For	Ag	PC	PCWon
1	Balmain Tigers	18	15	3	0	1489	791	188.24	83.33
2	Macquarie University	18	12	6	0	1025	859	119.32	66.67
3	UTS Bats	18	12	6	0	990	842	117.58	66.67
4	Holroyd Parramatta Goannas	18	12	6	0	1156	1053	109.78	66.67
5	Pennant Hills Demons	18	10	7	1	1018	895	113.74	58.33
6	Southern Power	18	9	9	0	1008	1085	92.9	50
7	St George Dragons	18	7	11	0	1016	1158	87.74	38.89
8	Illawarra Lions	17	6	11	0	799	991	80.63	35.29
9	UNSW/ES Bulldogs	17	3	13	1	751	1233	60.91	20.59
10	Penrith Rams	18	2	16	0	811	1156	70.16	11.11

### AFL SYDNEY UNDER 19 DIVISION ONE 2014

		P	W	L	D	For	Ag	PC	PCWon
1	St George Dragons	15	12	3	0	1265	528	239.58	80
2	North Shore Bombers	15	11	4	0	1053	669	157.4	73.33
3	UNSW/ES Bulldogs	16	10	6	0	950	1103	86.13	62.5
4	Manly Warringah Giants	15	9	6	0	827	773	106.99	60
5	Pennant Hills Demons	15	7	8	0	1058	760	139.21	46.67
6	Sydney University	16	3	13	0	736	1210	60.83	18.75
7	Sydney Hills Eagles	16	2	14	0	698	1544	45.21	12.5

**AFL SYDNEY DIVISION TWO 2014**

		<b>P</b>	<b>W</b>	<b>L</b>	<b>D</b>	<b>For</b>	<b>Ag</b>	<b>PC</b>	<b>Pts</b>
1	Sydney University	18	16	2	0	1422	794	179.09	64
2	Western Suburbs Magpies	18	15	3	0	1434	766	187.21	60
3	Blacktown Magic	18	13	5	0	1588	868	182.95	52
4	Manly Warringah Giants	18	12	6	0	1469	811	181.13	48
5	Camden Cats	18	11	7	0	1353	1078	125.51	44
6	Moorebank Magpies	18	10	8	0	1682	1043	161.27	40
7	North Shore Bombers	18	6	12	0	929	1354	68.61	24
8	Sydney Hills Eagles	18	4	14	0	768	1514	50.73	16
9	UTS Bats	18	2	16	0	866	1743	49.68	8
10	UNSW/ES Bulldogs	18	1	17	0	601	2141	28.07	4

**AFL SYDNEY DIVISION THREE 2014**

		<b>P</b>	<b>W</b>	<b>L</b>	<b>D</b>	<b>For</b>	<b>Ag</b>	<b>PC</b>	<b>PCWon</b>
1	Randwick City Saints	18	16	2	0	1851	645	286.98	88.89
2	Penrith Rams	18	15	3	0	1606	987	162.72	83.33
3	Nor-West Jets	18	14	4	0	1456	801	181.77	77.78
4	Pennant Hills Demons	18	13	5	0	1325	919	144.18	72.22
5	Sydney University	18	12	6	0	1442	910	158.46	66.67
6	Western Suburbs Magpies	18	6	12	0	841	1432	58.73	33.33
7	Gosford Wildcats	17	5	12	0	1127	1341	84.04	29.41
8	Balmain Tigers	18	4	14	0	1013	1399	72.41	22.22
9	Southern Power	18	3	15	0	669	1619	41.32	16.67
10	Macquarie University	17	1	16	0	547	1824	29.99	5.88

**AFL SYDNEY UNDER 19 DIVISION TWO 2014**

		<b>P</b>	<b>W</b>	<b>L</b>	<b>D</b>	<b>For</b>	<b>Ag</b>	<b>PC</b>	<b>PCWon</b>
1	Western Suburbs Magpies	15	14	1	0	1289	455	283.3	93.33
2	Moorebank Magpies	14	10	4	0	1030	521	197.7	71.43
3	Penrith Rams	16	9	7	0	917	1019	89.99	56.25
4	Macarthur Giants	16	8	8	0	832	1041	79.92	50
5	Southern Power	15	6	9	0	741	668	110.93	40
6	Macquarie University	15	6	9	0	911	842	108.19	40
7	Holroyd Parramatta Goannas	15	0	15	0	436	1610	27.08	0

**AFL SYDNEY DIVISION FOUR 2014**

		<b>P</b>	<b>W</b>	<b>L</b>	<b>D</b>	<b>For</b>	<b>Ag</b>	<b>PC</b>	<b>Pts</b>
1	UTS Bats	18	15	3	0	1440	722	199.45	60
2	Wollondilly Knights	18	14	4	0	1297	742	174.8	56
3	Sydney University	18	10	8	0	1204	984	122.36	40
4	North Shore Bombers	18	10	8	0	979	867	112.92	40
5	UNSW/ES Bulldogs	18	10	8	0	1122	1095	102.47	40
6	Holroyd Parramatta Goannas	18	10	8	0	980	965	101.55	40
7	Campbelltown Blues	18	8	10	0	932	1078	86.46	32
8	Manly Warringah Giants	18	5	13	0	924	1019	90.68	20
9	Moorebank Magpies	18	5	13	0	868	1349	64.34	20
10	Randwick City Saints	18	3	15	0	678	1603	42.3	12



**AFL SYDNEY DIVISION FIVE 2014**

		<b>P</b>	<b>W</b>	<b>L</b>	<b>D</b>	<b>For</b>	<b>Ag</b>	<b>PC</b>	<b>Pts</b>
1	Nor-West Jets	17	15	2	0	1637	476	343.91	60
2	Camden Cats	17	13	4	0	1483	655	226.41	52
3	Penrith Rams	17	13	4	0	1716	813	211.07	52
4	Blacktown Magic	17	13	4	0	1431	681	210.13	52
5	Sydney University	17	9	8	0	1224	1213	100.91	36
6	UNSW/ES Bulldogs	17	6	11	0	932	1232	75.65	24
7	Moorebank Magpies	17	6	11	0	660	1332	49.55	24
8	UTS Bats	17	5	12	0	992	1332	74.47	20
9	North Shore Bombers	17	4	13	0	586	1622	36.13	16
10	Holroyd Parramatta Goannas	17	1	16	0	510	1815	28.1	4

**AFL SYDNEY WOMEN'S DIVISION ONE 2014**

		<b>P</b>	<b>W</b>	<b>L</b>	<b>D</b>	<b>For</b>	<b>Ag</b>	<b>PC</b>	<b>Pts</b>
1	Sydney University Bombers	15	15	0	0	804	221	363.8	60
2	UNSW/ES Stingrays	15	10	5	0	838	425	197.18	40
3	Newtown Breakaways	15	7	8	0	628	673	93.31	28
4	Macquarie University	15	6	9	0	490	615	79.67	24
5	Western Wolves	15	4	11	0	500	768	65.1	16
6	Balmain Dockers	15	3	12	0	382	940	40.64	12

**AFL SYDNEY WOMEN'S DIVISION TWO 2014**

		<b>P</b>	<b>W</b>	<b>L</b>	<b>D</b>	<b>For</b>	<b>Ag</b>	<b>PC</b>	<b>Pts</b>
1	Southern Power	16	16	0	0	1107	102	1085.29	64
2	Wollongong Saints	16	14	2	0	1122	156	719.23	56
3	Penrith Ramettes	16	12	4	0	787	397	198.24	48
4	UTS Shamrocks	16	11	5	0	803	296	271.28	44
5	Auburn Giants	16	7	9	0	427	553	77.22	28
6	Randwick City Angels	16	6	10	0	311	697	44.62	24
7	UNSW/ES Stingrays	16	5	11	0	305	749	40.72	20
8	Manly Warringah Giants	16	4	12	0	314	741	42.38	16
9	Gosford Wildcats	16	3	13	0	277	839	33.02	12
10	Moorebank Magpies	16	2	14	0	184	1107	16.62	8

**FROM THE VAULT**  
**PREMIER DIVISION SENIORS**

**Grand Final**

2004	North Shore	10.11.71	def.	St George	7.4.46
2005	North Shore	13.9.87	def.	Western Suburbs	6.10.46
2006	Pennant Hills	5.20.50	def.	East Coast Eagles	7.6.48
2007	North Shore	12.15.87	def.	St George	9.12.66
2008	Pennant Hills	20.12.132	def.	East Coast Eagles	3.10.28
2009	East Coast Eagles	22.12.144	def.	UNSW/ES	13.12.90
2010	East Coast Eagles	13.9.87	def.	Sydney University	10.10.70
2011	East Coast Eagles	17.12.114	def.	Balmain	10.11.74
2012	UNSW/ES	13.11.89	def.	Balmain	7.5.47
2013	Manly-Warringah	11.14.80	def.	Pennant Hills	11.6.72
2014	Manly Warringah	8.20.68	def.	Pennant Hills	2.10.22

**Preliminary Final**

2004	St George	8.8.56	def.	UNSW/ES	5.7.37
2005	North Shore	13.12.90	def.	Pennant Hills	6.11.47
2006	Pennant Hills	19.14.128	def.	Western Suburbs	6.6.42
2007	North Shore	18.13.121	def.	Pennant Hills	11.10.76
2008	East Coast Eagles	18.14.122	def.	UNSW/ES	11.11.77
2009	UNSW/ES	12.7.79	def.	Western Suburbs	9.11.65
2010	East Coast Eagles	16.10.106	def.	Western Suburbs	6.15.51
2011	Balmain	13.7.85	def.	Sydney University	12.10.82
2012	Balmain	12.11.83	def.	Pennant Hills	10.14.74
2013	Pennant Hills	15.13.103	def.	St George	12.10.82
2014	Pennant Hills	7.14.56	def.	St George	3.9.27

**Second Semi Final**

2004	North Shore	13.10.88	def.	UNSW/ES	8.12.60
2005	Western Suburbs	20.10.130	def.	Pennant Hills	10.11.71
2006	East Coast Eagles	11.14.80	def.	Western Suburbs	7.7.49
2007	St George	14.8.92	def.	Pennant Hills	8.10.58
2008	Pennant Hills	9.13.67	def.	UNSW/ES	5.9.39
2009	East Coast Eagles	17.18.120	def.	Western Suburbs	10.6.66
2010	Sydney University	14.10.94	def.	Western Suburbs	12.9.81
2011	East Coast Eagles	11.12.78	def.	Balmain	7.18.60
2012	UNSW/ES	11.9.75	def.	Pennant Hills	10.10.70
2013	Manly-Warringah	11.19.85	def.	St George	10.7.67
2014	Manly Warringah	3.15.33	def.	Pennant Hills	4.6.30

**First Semi Final**

2004	St George	11.8.74	def.	Pennant Hills	7.7.49
2005	North Shore	13.19.97	def.	UNSW/ES	8.8.56
2006	Pennant Hills	19.12.126	def.	St George	10.9.69
2007	North Shore	18.25.133	def.	Campbelltown	10.6.66
2008	East Coast Eagles	18.12.120	def.	St George	8.7.55
2009	UNSW/ES	11.13.79	def.	Pennant Hills	7.17.59
2010	East Coast Eagles	12.5.77	def.	Pennant Hills	10.12.72
2011	Sydney University	24.11.155	def.	North Shore	10.4.64
2012	Balmain	14.10.94	def.	North Shore	10.14.74
2013	Pennant Hills	14.12.96	def.	North Shore	14.6.90
2014	St George	13.11.89	def.	Sydney University	10.8.68

**Qualifying Final**

2010	Western Suburbs	15.11.101	def.	East Coast Eagles	10.10.70
2011	Balmain	14.8.92	def.	Sydney University	10.12.72
2012	Pennant Hills	13.15.93	def.	North Shore	9.7.61
2013	St George	14.10.94	def.	North Shore	8.11.59
2014	Pennant Hills	11.11.77	def.	St George	9.12.72

**Elimination Final**

2010	Pennant Hills	12.8.80	def.	North Shore	8.15.63
2011	North Shore	17.10.112	def.	Pennant Hills	8.8.56
2012	Balmain	16.11.107	def.	St George	14.9.93
2013	Pennant Hills	17.18.120	def.	UNSW/ES	7.7.49
2014	Sydney University	13.10.88	def.	Western Suburbs	6.7.43

## 2014 AFL SYDNEY HOME & AWAY RESULTS

### PREMIER DIVISION

#### Round 1 - 29/03/2014

Western Suburbs Magpies	21.7 (133)	defeated	Campbelltown Blues	6.7 (43)
UNSW/ES Bulldogs	9.15 (69)	defeated	UTS Bats	9.12 (66)
Manly Warringah Giants	15.12 (102)	defeated	St George Dragons	10.9 (69)
Sydney University	13.4 (82)	defeated	North Shore Bombers	9.12 (66)

#### Round 1 - 30/03/2014

Pennant Hills Demons	14.12 (96)	defeated	Sydney Hills Eagles	10.9 (69)
----------------------	------------	----------	---------------------	-----------

#### Round 2 - 05/04/2014

North Shore Bombers	8.8 (56)	defeated	Campbelltown Blues	7.11 (53)
St George Dragons	14.8 (92)	defeated	UTS Bats	12.5 (77)
Manly Warringah Giants	20.9 (129)	defeated	Pennant Hills Demons	5.9 (39)
Western Suburbs Magpies	10.12 (72)	defeated	Sydney Hills Eagles	5.12 (42)

#### Round 2 - 06/04/2014

UNSW/ES Bulldogs	6.15 (51)	defeated	Sydney University	4.11 (35)
------------------	-----------	----------	-------------------	-----------

#### Round 3 - 12/04/2014

Pennant Hills Demons	14.11 (95)	defeated	UNSW/ES Bulldogs	11.7 (73)
Campbelltown Blues	17.12 (114)	defeated	UTS Bats	11.11 (77)
Western Suburbs Magpies	9.12 (66)	drew with	St George Dragons	10.6 (66)
Manly Warringah Giants	10.12 (72)	defeated	North Shore Bombers	6.5 (41)
Sydney University	12.6 (78)	defeated	Sydney Hills Eagles	2.8 (20)

#### Round 4 - 25/04/2014

Pennant Hills Demons	16.14 (110)	defeated	Western Suburbs Magpies	12.9 (81)
----------------------	-------------	----------	-------------------------	-----------

#### Round 4 - 26/04/2014

St George Dragons	14.16 (100)	defeated	UNSW/ES Bulldogs	12.8 (80)
Manly Warringah Giants	25.22 (172)	defeated	UTS Bats	5.5 (35)
North Shore Bombers	19.17 (131)	defeated	Sydney Hills Eagles	9.4 (58)
Sydney University	16.6 (102)	defeated	Campbelltown Blues	11.11 (77)

#### Round 5 - 03/05/2014

Western Suburbs Magpies	12.12 (84)	defeated	North Shore Bombers	11.10 (76)
Sydney Hills Eagles	12.6 (78)	defeated	Campbelltown Blues	9.6 (60)

UTS Bats	9.7 (61)	drew with	Sydney University	8.13 (61)
Manly Warringah Giants	12.14 (86)	defeated	UNSW/ES Bulldogs	8.7 (55)
Pennant Hills Demons	8.13 (61)	defeated	St George Dragons	3.13 (31)
Round 6 - 10/05/2014				
St George Dragons	17.7 (109)	defeated	Campbelltown Blues	15.8 (98)
Manly Warringah Giants	24.16 (160)	defeated	Sydney Hills Eagles	3.6 (24)
Pennant Hills Demons	19.16 (130)	defeated	UTS Bats	8.2 (50)
North Shore Bombers	9.11 (65)	defeated	UNSW/ES Bulldogs	9.7 (61)
Western Suburbs Magpies	14.8 (92)	defeated	Sydney University	14.7 (91)
Round 7 - 17/05/2014				
Pennant Hills Demons	17.10 (112)	defeated	Sydney Hills Eagles	11.15 (81)
UTS Bats	15.8 (98)	defeated	North Shore Bombers	9.17 (71)
Manly Warringah Giants	13.11 (89)	defeated	Campbelltown Blues	7.6 (48)
St George Dragons	12.13 (85)	defeated	Sydney University	10.11 (71)
Western Suburbs Magpies	14.9 (93)	defeated	UNSW/ES Bulldogs	10.8 (68)
Round 8 - 31/05/2014				
Western Suburbs Magpies	17.16 (118)	defeated	UTS Bats	9.10 (64)
Pennant Hills Demons	12.12 (84)	defeated	Sydney University	11.7 (73)
St George Dragons	25.14 (164)	defeated	Sydney Hills Eagles	11.9 (75)
Manly Warringah Giants	24.17 (161)	defeated	North Shore Bombers	4.4 (28)
Round 8 - 01/06/2014				
Campbelltown Blues	13.13 (91)	defeated	UNSW/ES Bulldogs	13.10 (88)
Round 9 - 14/06/2014				
Manly Warringah Giants	12.15 (87)	defeated	Western Suburbs Magpies	5.5 (35)
St George Dragons	11.16 (82)	defeated	UNSW/ES Bulldogs	8.10 (58)
Pennant Hills Demons	13.8 (86)	defeated	Campbelltown Blues	8.8 (56)
UTS Bats	11.13 (79)	defeated	Sydney Hills Eagles	8.11 (59)
Sydney University	20.11 (131)	defeated	North Shore Bombers	6.6 (42)
Round 10 - 21/06/2014				
Western Suburbs Magpies	12.14 (86)	defeated	Campbelltown Blues	8.13 (61)
St George Dragons	17.11 (113)	defeated	UTS Bats	13.12 (90)
UNSW/ES Bulldogs	17.20 (122)	defeated	Sydney Hills Eagles	8.13 (61)
Pennant Hills Demons	13.6 (84)	defeated	North Shore Bombers	3.5 (23)
Manly Warringah Giants	8.14 (62)	defeated	Sydney University	6.8 (44)
Round 11 - 28/06/2014				

Campbelltown Blues	8.6 (54)	defeated	Sydney University	7.6 (48)
North Shore Bombers	9.8 (62)	defeated	Sydney Hills Eagles	4.8 (32)
St George Dragons	8.6 (54)	defeated	Manly Warringah Giants	5.16 (46)
Pennant Hills Demons	14.15 (99)	defeated	Western Suburbs Magpies	5.11 (41)
Round 11 - 29/06/2014				
UTS Bats	8.9 (57)	defeated	UNSW/ES Bulldogs	6.10 (46)
Round 12 - 05/07/2014				
Campbelltown Blues	7.13 (55)	defeated	UTS Bats	7.9 (51)
St George Dragons	10.11 (71)	defeated	North Shore Bombers	4.5 (29)
UNSW/ES Bulldogs	12.12 (84)	defeated	Sydney University	9.11 (65)
Manly Warringah Giants	10.8 (68)	defeated	Pennant Hills Demons	8.10 (58)
Western Suburbs Magpies	21.10 (136)	defeated	Sydney Hills Eagles	9.6 (60)
Round 13 - 12/07/2014				
Pennant Hills Demons	18.18 (126)	defeated	UTS Bats	7.8 (50)
Manly Warringah Giants	19.18 (132)	defeated	UNSW/ES Bulldogs	7.9 (51)
Campbelltown Blues	15.10 (100)	defeated	North Shore Bombers	9.5 (59)
Western Suburbs Magpies	11.7 (73)	defeated	St George Dragons	4.9 (33)
Sydney University	19.23 (137)	defeated	Sydney Hills Eagles	8.7 (55)
Round 14 - 19/07/2014				
UNSW/ES Bulldogs	16.13 (109)	defeated	Campbelltown Blues	5.8 (38)
Pennant Hills Demons	14.17 (101)	defeated	St George Dragons	7.12 (54)
North Shore Bombers	16.9 (105)	defeated	UTS Bats	14.10 (94)
Sydney University	13.15 (93)	defeated	Western Suburbs Magpies	9.9 (63)
Manly Warringah Giants	17.17 (119)	defeated	Sydney Hills Eagles	4.7 (31)
Round 15 - 02/08/2014				
Manly Warringah Giants	16.22 (118)	defeated	UTS Bats	4.9 (33)
St George Dragons	11.12 (78)	defeated	Sydney University	10.9 (69)
Western Suburbs Magpies	11.13 (79)	defeated	North Shore Bombers	5.8 (38)
Pennant Hills Demons	14.20 (104)	defeated	UNSW/ES Bulldogs	3.5 (23)
Sydney Hills Eagles	13.17 (95)	defeated	Campbelltown Blues	3.15 (33)
Round 16 - 09/08/2014				
Pennant Hills Demons	18.13 (121)	defeated	Campbelltown Blues	9.7 (61)
St George Dragons	21.13 (139)	defeated	Sydney Hills Eagles	6.12 (48)
UNSW/ES Bulldogs	19.9 (123)	defeated	North Shore Bombers	18.4 (112)
Manly Warringah Giants	13.21 (99)	defeated	Western Suburbs Magpies	8.8 (56)
Sydney University	18.16 (124)	defeated	UTS Bats	9.5 (59)

Round 17 - 16/08/2014

Sydney Hills Eagles	19.15 (129)	defeated	UTS Bats	9.10 (64)
North Shore Bombers	13.10 (88)	defeated	St George Dragons	11.5 (71)
Manly Warringah Giants	21.21 (147)	defeated	Campbelltown Blues	1.5 (11)
Pennant Hills Demons	14.10 (94)	defeated	Sydney University	9.5 (59)
UNSW/ES Bulldogs	15.12 (102)	defeated	Western Suburbs Magpies	8.14 (62)

Round 18 - 23/08/2014

St George Dragons	17.19 (121)	defeated	Campbelltown Blues	0.3 (3)
Pennant Hills Demons	17.18 (120)	defeated	North Shore Bombers	5.4 (34)
Western Suburbs Magpies	7.7 (49)	defeated	UTS Bats	7.2 (44)
Manly Warringah Giants	13.21 (99)	defeated	Sydney University	0.7 (7)

Round 18 - 24/08/2014

Sydney Hills Eagles	11.17 (83)	defeated	UNSW/ES Bulldogs	8.12 (60)
---------------------	------------	----------	------------------	-----------

## DIVISION ONE

### Round 1 - 29/03/2014

St George Dragons	8.9 (57)	defeated	Illawarra Lions	8.6 (54)
UTS Bats	11.6 (72)	defeated	UNSW/ES Bulldogs	4.5 (29)
Balmain Tigers	18.11 (119)	defeated	Southern Power	5.3 (33)

### Round 1 - 30/03/2014

Pennant Hills Demons	10.7 (67)	defeated	Penrith Rams	9.11 (65)
----------------------	-----------	----------	--------------	-----------

### Round 2 - 05/04/2014

UTS Bats	7.11 (53)	defeated	St George Dragons	7.9 (51)
Macquarie University	6.7 (43)	defeated	Southern Power	5.8 (38)
Holroyd Parramatta Goannas	9.8 (62)	defeated	Pennant Hills Demons	8.3 (51)
Balmain Tigers	13.9 (87)	defeated	Penrith Rams	5.8 (38)
Illawarra Lions	10.11 (71)	defeated	UNSW/ES Bulldogs	7.0 (42)

### Round 3 - 12/04/2014

UTS Bats	8.9 (57)	defeated	Macquarie University	3.6 (24)
Pennant Hills Demons	11.12 (78)	defeated	UNSW/ES Bulldogs	4.6 (30)
Illawarra Lions	5.22 (52)	defeated	Penrith Rams	3.3 (21)
Southern Power	9.7 (61)	defeated	Holroyd Parramatta Goannas	8.5 (53)

### Round 3 - 13/04/2014

Balmain Tigers	12.8 (80)	defeated	St George Dragons	3.10 (28)
----------------	-----------	----------	-------------------	-----------

### Round 4 - 26/04/2014

UNSW/ES Bulldogs	16.8 (104)	defeated	St George Dragons	7.14 (56)
Macquarie University	9.13 (67)	defeated	Penrith Rams	8.6 (54)
UTS Bats	9.12 (66)	defeated	Southern Power	4.4 (28)
Holroyd Parramatta Goannas	12.10 (82)	defeated	Illawarra Lions	7.7 (49)

### Round 4 - 27/04/2014

Pennant Hills Demons	9.10 (64)	defeated	Balmain Tigers	9.4 (58)
----------------------	-----------	----------	----------------	----------

### Round 5 - 03/05/2014

Balmain Tigers	12.13 (85)	defeated	UTS Bats	5.15 (45)
Pennant Hills Demons	12.10 (82)	defeated	St George Dragons	3.4 (22)
Macquarie University	4.4 (28)	defeated	Illawarra Lions	2.6 (18)
Penrith Rams	12.7 (79)	defeated	Holroyd Parramatta Goannas	9.8 (62)

### Round 5 - 04/05/2014

Southern Power	9.13 (67)	defeated	UNSW/ES Bulldogs	3.4 (22)
----------------	-----------	----------	------------------	----------

### Round 6 - 10/05/2014

Holroyd Parramatta Goannas	11.11 (77)	defeated	St George Dragons	10.10 (70)
Macquarie University	11.13 (79)	defeated	UNSW/ES Bulldogs	6.3 (39)
Pennant Hills Demons	13.11 (89)	defeated	UTS Bats	3.2 (20)
Southern Power	10.3 (63)	defeated	Penrith Rams	7.5 (47)
Round 6 - 11/05/2014				
Balmain Tigers	16.15 (111)	defeated	Illawarra Lions	7.4 (46)
Round 7 - 17/05/2014				
UTS Bats	9.7 (61)	defeated	Illawarra Lions	4.6 (30)
Macquarie University	11.12 (78)	defeated	St George Dragons	7.4 (46)
Balmain Tigers	11.6 (72)	defeated	Holroyd Parramatta Goannas	7.13 (55)
UNSW/ES Bulldogs	6.9 (45)	defeated	Penrith Rams	5.12 (42)
Pennant Hills Demons	10.6 (66)	defeated	Southern Power	7.8 (50)
Round 1 - 24/05/2014				
Macquarie University	10.7 (67)	defeated	Holroyd Parramatta Goannas	8.3 (51)
Round 8 - 31/05/2014				
UTS Bats	7.9 (51)	defeated	Holroyd Parramatta Goannas	5.8 (38)
Pennant Hills Demons	6.10 (46)	defeated	Macquarie University	5.5 (35)
Southern Power	12.13 (85)	defeated	St George Dragons	9.4 (58)
Illawarra Lions	11.4 (70)	defeated	Penrith Rams	8.6 (54)
Round 8 - 01/06/2014				
Balmain Tigers	27.11 (173)	defeated	UNSW/ES Bulldogs	6.10 (46)
Round 9 - 14/06/2014				
St George Dragons	12.10 (82)	defeated	UNSW/ES Bulldogs	3.7 (25)
Pennant Hills Demons	9.12 (66)	defeated	Illawarra Lions	2.6 (18)
UTS Bats	7.7 (49)	defeated	Penrith Rams	6.5 (41)
Holroyd Parramatta Goannas	13.6 (84)	defeated	Macquarie University	11.5 (71)
Round 9 - 15/06/2014				
Balmain Tigers	15.11 (101)	defeated	Southern Power	7.11 (53)
Round 10 - 21/06/2014				
UTS Bats	12.8 (80)	defeated	St George Dragons	10.8 (68)
Macquarie University	8.11 (59)	defeated	Balmain Tigers	6.5 (41)
Pennant Hills Demons	10.5 (65)	defeated	Penrith Rams	5.9 (39)
Illawarra Lions	9.8 (62)	defeated	Southern Power	6.9 (45)
Round 10 - 22/06/2014				
Holroyd Parramatta Goannas	11.16 (82)	defeated	UNSW/ES Bulldogs	6.9 (45)



Round 11 - 28/06/2014

Holroyd Parramatta Goannas	8.10 (58)	defeated	Pennant Hills Demons	7.7 (49)
St George Dragons	8.6 (54)	defeated	Illawarra Lions	6.7 (43)
Macquarie University	6.6 (42)	defeated	Southern Power	2.6 (18)

Round 11 - 29/06/2014

UTS Bats	11.6 (72)	defeated	UNSW/ES Bulldogs	4.8 (32)
Balmain Tigers	12.12 (84)	defeated	Penrith Rams	4.6 (30)

Round 12 - 05/07/2014

St George Dragons	8.9 (57)	defeated	Penrith Rams	6.7 (43)
Balmain Tigers	17.11 (113)	defeated	Pennant Hills Demons	2.4 (16)
Holroyd Parramatta Goannas	9.10 (64)	defeated	Southern Power	8.8 (56)

Round 12 - 06/07/2014

UTS Bats	5.11 (41)	defeated	Illawarra Lions	0.0 (0)
Macquarie University	12.9 (81)	defeated	UNSW/ES Bulldogs	5.13 (43)

Round 13 - 12/07/2014

Balmain Tigers	9.13 (67)	defeated	St George Dragons	4.4 (28)
UTS Bats	11.8 (74)	defeated	Pennant Hills Demons	5.10 (40)
Macquarie University	13.11 (89)	defeated	Illawarra Lions	6.1 (37)
Holroyd Parramatta Goannas	8.8 (56)	defeated	Penrith Rams	5.10 (40)
Southern Power	11.11 (77)	defeated	UNSW/ES Bulldogs	9.5 (59)

Round 14 - 19/07/2014

St George Dragons	7.8 (50)	defeated	Pennant Hills Demons	6.7 (43)
Balmain Tigers	6.9 (45)	defeated	UNSW/ES Bulldogs	2.11 (23)
Holroyd Parramatta Goannas	8.16 (64)	defeated	Illawarra Lions	6.7 (43)
Macquarie University	7.8 (50)	defeated	UTS Bats	4.6 (30)
Southern Power	11.10 (76)	defeated	Penrith Rams	9.5 (59)

Round 15 - 02/08/2014

Illawarra Lions	12.3 (75)	defeated	Balmain Tigers	7.4 (46)
Southern Power	10.11 (71)	defeated	UTS Bats	6.10 (46)
Pennant Hills Demons	8.12 (60)	drew with	UNSW/ES Bulldogs	9.6 (60)
Holroyd Parramatta Goannas	10.11 (71)	defeated	St George Dragons	8.7 (55)
Penrith Rams	9.3 (57)	defeated	Macquarie University	7.7 (49)

Round 16 - 09/08/2014

Southern Power	10.14 (74)	defeated	St George Dragons	9.8 (62)
Balmain Tigers	10.10 (70)	defeated	Macquarie University	6.6 (42)
Holroyd Parramatta Goannas	12.8 (80)	defeated	UTS Bats	12.5 (77)

Illawarra Lions	9.11 (65)	defeated	Pennant Hills Demons	6.6 (42)
Round 16 - 10/08/2014				
UNSW/ES Bulldogs	9.13 (67)	defeated	Penrith Rams	5.17 (47)
Round 17 - 16/08/2014				
UTS Bats	7.12 (54)	defeated	Penrith Rams	3.8 (26)
Pennant Hills Demons	7.8 (50)	defeated	Southern Power	3.7 (25)
Balmain Tigers	11.11 (77)	defeated	Holroyd Parramatta Goannas	10.8 (68)
St George Dragons	13.8 (86)	defeated	Macquarie University	10.10 (70)
Round 17 - 17/08/2014				
Wash-out between UNSW/ES Bulldogs and Illawarra Lions				
Round 18 - 23/08/2014				
Macquarie University	7.9 (51)	defeated	Pennant Hills Demons	6.8 (44)
Southern Power	12.16 (88)	defeated	Illawarra Lions	10.6 (66)
Balmain Tigers	8.12 (60)	defeated	UTS Bats	6.6 (42)
St George Dragons	13.8 (86)	defeated	Penrith Rams	4.5 (29)
Holroyd Parramatta Goannas	7.7 (49)	defeated	UNSW/ES Bulldogs	6.4 (40)

## UNDER 19 DIVISION ONE

### Round 1 - 29/03/2014

St George Dragons	9.12 (66)	defeated	Manly Warringah Giants	4.4 (28)
North Shore Bombers	11.13 (79)	defeated	Sydney University	0.0 (0)
UNSW/ES Bulldogs	13.10 (88)	defeated	Sydney Hills Eagles	10.4 (64)

### Round 2 - 05/04/2014

St George Dragons	18.7 (115)	defeated	Sydney Hills Eagles	7.2 (44)
Manly Warringah Giants	10.4 (64)	defeated	Pennant Hills Demons	8.10 (58)

### Round 2 - 06/04/2014

UNSW/ES Bulldogs	6.7 (43)	defeated	Sydney University	3.7 (25)
------------------	----------	----------	-------------------	----------

### Round 3 - 12/04/2014

UNSW/ES Bulldogs	14.11 (95)	defeated	Pennant Hills Demons	8.8 (56)
Sydney University	19.14 (128)	defeated	Sydney Hills Eagles	7.5 (47)
North Shore Bombers	5.10 (40)	defeated	Manly Warringah Giants	3.8 (26)

### Round 4 - 26/04/2014

Pennant Hills Demons	12.15 (87)	defeated	Sydney University	6.4 (40)
St George Dragons	9.10 (64)	defeated	UNSW/ES Bulldogs	4.6 (30)
Sydney Hills Eagles	10.5 (65)	defeated	North Shore Bombers	8.9 (57)

### Round 5 - 03/05/2014

UNSW/ES Bulldogs	9.12 (66)	defeated	North Shore Bombers	7.10 (52)
Pennant Hills Demons	11.7 (73)	defeated	St George Dragons	6.16 (52)
Manly Warringah Giants	8.10 (58)	defeated	Sydney University	6.8 (44)

### Round 6 - 10/05/2014

UNSW/ES Bulldogs	12.13 (85)	defeated	Sydney University	7.11 (53)
St George Dragons	12.21 (93)	defeated	North Shore Bombers	5.3 (33)
Manly Warringah Giants	11.10 (76)	defeated	Sydney Hills Eagles	10.4 (64)

### Round 7 - 17/05/2014

Sydney Hills Eagles	14.9 (93)	defeated	Pennant Hills Demons	5.11 (41)
UNSW/ES Bulldogs	14.10 (94)	defeated	Manly Warringah Giants	9.5 (59)
St George Dragons	13.8 (86)	defeated	Sydney University	3.2 (20)

### Round 8 - 31/05/2014

UNSW/ES Bulldogs	9.13 (67)	defeated	Pennant Hills Demons	8.9 (57)
St George Dragons	14.12 (96)	defeated	Sydney Hills Eagles	4.6 (30)
North Shore Bombers	9.6 (60)	defeated	Manly Warringah Giants	7.11 (53)

Round 9 - 14/06/2014

St George Dragons	11.12 (78)	defeated	UNSW/ES Bulldogs	5.5 (35)
Manly Warringah Giants	7.11 (53)	defeated	Pennant Hills Demons	4.9 (33)

Round 10 - 21/06/2014

UNSW/ES Bulldogs	13.10 (88)	defeated	Sydney Hills Eagles	11.7 (73)
North Shore Bombers	12.6 (78)	defeated	Pennant Hills Demons	7.8 (50)
Manly Warringah Giants	12.8 (80)	defeated	Sydney University	9.7 (61)

Round 11 - 28/06/2014

Pennant Hills Demons	16.7 (103)	defeated	Sydney University	2.14 (26)
North Shore Bombers	14.9 (93)	defeated	Sydney Hills Eagles	0.0 (0)
St George Dragons	4.3 (27)	defeated	Manly Warringah Giants	0.13 (13)

Round 12 - 05/07/2014

Pennant Hills Demons	24.11 (155)	defeated	Sydney Hills Eagles	0.2 (2)
North Shore Bombers	24.8 (152)	defeated	UNSW/ES Bulldogs	6.5 (41)
Sydney University	8.5 (53)	defeated	St George Dragons	5.11 (41)

Round 13 - 12/07/2014

Sydney University	14.13 (97)	defeated	Sydney Hills Eagles	10.4 (64)
St George Dragons	10.11 (71)	defeated	North Shore Bombers	3.4 (22)
Manly Warringah Giants	13.13 (91)	defeated	UNSW/ES Bulldogs	4.6 (30)

Round 14 - 19/07/2014

Manly Warringah Giants	9.15 (69)	defeated	Sydney Hills Eagles	3.0 (18)
St George Dragons	7.11 (53)	defeated	Pennant Hills Demons	5.11 (41)
UNSW/ES Bulldogs	8.16 (64)	defeated	Sydney University	4.6 (30)

Round 9 - 26/07/2014

North Shore Bombers	10.15 (75)	defeated	Sydney University	4.8 (32)
---------------------	------------	----------	-------------------	----------

Round 15 - 02/08/2014

North Shore Bombers	16.13 (109)	defeated	Sydney Hills Eagles	4.5 (29)
Pennant Hills Demons	15.13 (103)	defeated	UNSW/ES Bulldogs	1.3 (9)
Manly Warringah Giants	11.11 (77)	defeated	Sydney University	9.9 (63)

Round 16 - 09/08/2014

Pennant Hills Demons	14.9 (93)	defeated	Manly Warringah Giants	4.6 (30)
North Shore Bombers	10.16 (76)	defeated	UNSW/ES Bulldogs	6.5 (41)
St George Dragons	30.28 (208)	defeated	Sydney Hills Eagles	2.1 (13)

Round 17 - 16/08/2014

North Shore Bombers	11.8 (74)	defeated	St George Dragons	9.11 (65)
Pennant Hills Demons	10.11 (71)	defeated	Sydney University	6.9 (45)
Manly Warringah Giants	6.14 (50)	defeated	Sydney Hills Eagles	3.4 (22)

Round 18 - 23/08/2014

North Shore Bombers	7.11 (53)	defeated	Pennant Hills Demons	5.7 (37)
St George Dragons	22.18 (150)	defeated	Sydney University	3.1 (19)

Round 18 - 24/08/2014

UNSW/ES Bulldogs	11.8 (74)	defeated	Sydney Hills Eagles	10.10 (70)
------------------	-----------	----------	---------------------	------------

## DIVISION TWO

### Round 1 - 29/03/2014

UTS Bats	12.13 (85)	defeated	UNSW/ES Bulldogs	10.9 (69)
Manly Warringah Giants	12.11 (83)	defeated	Blacktown Magic	7.10 (52)
Camden Cats	12.8 (80)	defeated	Western Suburbs Magpies	7.6 (48)
Sydney University	13.8 (86)	defeated	North Shore Bombers	1.2 (8)

### Round 1 - 30/03/2014

Moorebank Magpies	14.24 (108)	defeated	Sydney Hills Eagles	2.4 (16)
-------------------	-------------	----------	---------------------	----------

### Round 2 - 05/04/2014

Blacktown Magic	13.12 (90)	defeated	UTS Bats	7.12 (54)
Manly Warringah Giants	21.6 (132)	defeated	Moorebank Magpies	12.5 (77)
Camden Cats	14.14 (98)	defeated	North Shore Bombers	5.6 (36)
Western Suburbs Magpies	12.10 (82)	defeated	Sydney Hills Eagles	5.0 (30)

### Round 2 - 06/04/2014

Sydney University	15.11 (101)	defeated	UNSW/ES Bulldogs	6.5 (41)
-------------------	-------------	----------	------------------	----------

### Round 3 - 12/04/2014

Sydney University	10.12 (72)	defeated	Sydney Hills Eagles	6.2 (38)
Manly Warringah Giants	7.12 (54)	defeated	North Shore Bombers	4.4 (28)
Western Suburbs Magpies	11.11 (77)	defeated	Moorebank Magpies	7.6 (48)
Camden Cats	15.9 (99)	defeated	UTS Bats	11.6 (72)

### Round 4 - 26/04/2014

Manly Warringah Giants	18.14 (122)	defeated	UTS Bats	7.5 (47)
North Shore Bombers	15.10 (100)	defeated	Sydney Hills Eagles	8.5 (53)
Western Suburbs Magpies	14.10 (94)	defeated	Blacktown Magic	6.10 (46)
Sydney University	12.13 (85)	defeated	Camden Cats	5.11 (41)

### Round 4 - 27/04/2014

Moorebank Magpies	17.11 (113)	defeated	UNSW/ES Bulldogs	9.7 (61)
-------------------	-------------	----------	------------------	----------

### Round 5 - 03/05/2014

Blacktown Magic	6.17 (53)	defeated	Sydney Hills Eagles	0.10 (10)
Western Suburbs Magpies	11.6 (72)	defeated	North Shore Bombers	4.3 (27)
Sydney University	10.14 (74)	defeated	UTS Bats	7.3 (45)
Manly Warringah Giants	14.13 (97)	defeated	UNSW/ES Bulldogs	1.0 (6)
Camden Cats	13.12 (90)	defeated	Moorebank Magpies	6.8 (44)

### Round 6 - 10/05/2014

North Shore Bombers	17.12 (114)	defeated	UNSW/ES Bulldogs	8.6 (54)
---------------------	-------------	----------	------------------	----------

Blacktown Magic	11.11 (77)	defeated	Camden Cats	8.15 (63)
Moorebank Magpies	17.18 (120)	defeated	UTS Bats	3.4 (22)
Western Suburbs Magpies	5.7 (37)	defeated	Sydney University	3.10 (28)
Manly Warringah Giants	20.22 (142)	defeated	Sydney Hills Eagles	1.2 (8)
Round 7 - 17/05/2014				
Blacktown Magic	21.8 (134)	defeated	Sydney University	10.5 (65)
North Shore Bombers	12.8 (80)	defeated	UTS Bats	11.10 (76)
Western Suburbs Magpies	8.9 (57)	defeated	Manly Warringah Giants	5.11 (41)
Camden Cats	22.12 (144)	defeated	UNSW/ES Bulldogs	7.4 (46)
Moorebank Magpies	21.11 (137)	defeated	Sydney Hills Eagles	7.4 (46)
Round 8 - 24/05/2014				
Blacktown Magic	23.20 (158)	defeated	UNSW/ES Bulldogs	2.2 (14)
Camden Cats	17.16 (118)	defeated	Sydney Hills Eagles	9.5 (59)
Sydney University	8.8 (56)	defeated	Manly Warringah Giants	8.7 (55)
Western Suburbs Magpies	21.3 (129)	defeated	UTS Bats	7.0 (42)
North Shore Bombers	15.3 (93)	defeated	Moorebank Magpies	10.10 (70)
Round 9 - 31/05/2014				
Blacktown Magic	23.8 (146)	defeated	UTS Bats	6.2 (38)
Sydney University	17.19 (121)	defeated	Sydney Hills Eagles	4.3 (27)
Manly Warringah Giants	15.11 (101)	defeated	North Shore Bombers	4.6 (30)
Western Suburbs Magpies	8.7 (55)	defeated	Camden Cats	7.10 (52)
Moorebank Magpies	30.17 (197)	defeated	UNSW/ES Bulldogs	1.3 (9)
Round 3 - 07/06/2014				
Blacktown Magic	18.16 (124)	defeated	UNSW/ES Bulldogs	5.7 (37)
Round 10 - 14/06/2014				
Camden Cats	10.9 (69)	defeated	Manly Warringah Giants	8.7 (55)
Moorebank Magpies	11.6 (72)	defeated	Blacktown Magic	10.11 (71)
Sydney Hills Eagles	8.9 (57)	defeated	UTS Bats	5.8 (38)
Round 10 - 15/06/2014				
Western Suburbs Magpies	21.11 (137)	defeated	UNSW/ES Bulldogs	2.2 (14)
Round 11 - 21/06/2014				
Manly Warringah Giants	14.15 (99)	defeated	UTS Bats	9.6 (60)
Western Suburbs Magpies	11.8 (74)	defeated	Blacktown Magic	7.5 (47)
UNSW/ES Bulldogs	8.13 (61)	defeated	Sydney Hills Eagles	8.7 (55)
Sydney University	12.10 (82)	defeated	Moorebank Magpies	9.9 (63)

Camden Cats	12.8 (80)	defeated	North Shore Bombers	5.4 (34)
Round 12 - 28/06/2014				
UTS Bats	13.13 (91)	defeated	UNSW/ES Bulldogs	8.8 (56)
Sydney University	12.8 (80)	defeated	Camden Cats	7.7 (49)
Western Suburbs Magpies	9.5 (59)	defeated	Moorebank Magpies	7.12 (54)
Blacktown Magic	6.11 (47)	defeated	Manly Warringah Giants	3.6 (24)
Sydney Hills Eagles	16.12 (108)	defeated	North Shore Bombers	4.5 (29)
Round 13 - 05/07/2014				
Blacktown Magic	12.12 (84)	defeated	North Shore Bombers	4.2 (26)
Sydney University	13.10 (88)	defeated	UNSW/ES Bulldogs	2.7 (19)
Western Suburbs Magpies	19.16 (130)	defeated	Sydney Hills Eagles	1.2 (8)
Camden Cats	16.10 (106)	defeated	UTS Bats	10.4 (64)
Moorebank Magpies	13.4 (82)	defeated	Manly Warringah Giants	4.9 (33)
Round 14 - 12/07/2014				
Western Suburbs Magpies	8.5 (53)	defeated	UTS Bats	4.4 (28)
Manly Warringah Giants	25.25 (175)	defeated	UNSW/ES Bulldogs	2.2 (14)
Sydney University	9.11 (65)	defeated	Blacktown Magic	7.6 (48)
Camden Cats	10.14 (74)	defeated	Sydney Hills Eagles	5.6 (36)
Moorebank Magpies	15.14 (104)	defeated	North Shore Bombers	4.6 (30)
Round 15 - 19/07/2014				
Blacktown Magic	13.6 (84)	defeated	Moorebank Magpies	9.10 (64)
North Shore Bombers	14.9 (93)	defeated	UTS Bats	4.6 (30)
Sydney University	10.20 (80)	defeated	Western Suburbs Magpies	4.3 (27)
Camden Cats won by forfeit UNSW/ES Bulldogs				
Manly Warringah Giants	12.14 (86)	defeated	Sydney Hills Eagles	5.6 (36)
Round 10 - 26/07/2014				
Sydney University	6.11 (47)	defeated	North Shore Bombers	3.5 (23)
Round 16 - 02/08/2014				
Sydney University	11.15 (81)	defeated	Manly Warringah Giants	8.6 (54)
Sydney Hills Eagles	15.15 (105)	defeated	UNSW/ES Bulldogs	1.6 (12)
Western Suburbs Magpies	14.15 (99)	defeated	North Shore Bombers	6.4 (40)
Round 16 - 03/08/2014				
Blacktown Magic	18.15 (123)	defeated	Camden Cats	6.7 (43)
Moorebank Magpies	23.15 (153)	defeated	UTS Bats	3.1 (19)



Round 17 - 09/08/2014

Blacktown Magic	16.13 (109)	defeated	Sydney Hills Eagles	2.3 (15)
North Shore Bombers	16.15 (111)	defeated	UNSW/ES Bulldogs	6.7 (43)
Manly Warringah Giants	8.8 (56)	defeated	Western Suburbs Magpies	6.7 (43)
Sydney University	19.22 (136)	defeated	UTS Bats	2.1 (13)
Moorebank Magpies	15.14 (104)	defeated	Camden Cats	7.2 (44)

Round 18 - 16/08/2014

Sydney Hills Eagles	9.7 (61)	defeated	UTS Bats	6.6 (42)
Manly Warringah Giants	9.6 (60)	defeated	Camden Cats	2.6 (18)
Western Suburbs Magpies	25.11 (161)	defeated	UNSW/ES Bulldogs	7.3 (45)
Sydney University	11.9 (75)	defeated	Moorebank Magpies	11.6 (72)
Blacktown Magic	15.5 (95)	defeated	North Shore Bombers	3.9 (27)

## DIVISION THREE

### Round 1 - 29/03/2014

Nor-West Jets	13.10 (88)	defeated	Western Suburbs Magpies	9.5 (59)
Randwick City Saints	14.12 (96)	defeated	Sydney University	0.0 (0)
Balmain Tigers	12.11 (83)	defeated	Southern Power	10.9 (69)

### Round 1 - 30/03/2014

Penrith Rams	19.8 (122)	defeated	Pennant Hills Demons	9.6 (60)
--------------	------------	----------	----------------------	----------

### Round 2 - 05/04/2014

Pennant Hills Demons	9.8 (62)	defeated	Macquarie University	6.4 (40)
Western Suburbs Magpies	9.8 (62)	defeated	Southern Power	8.6 (54)
Penrith Rams	10.11 (71)	defeated	Balmain Tigers	6.12 (48)
Randwick City Saints	14.12 (96)	defeated	Gosford Wildcats	10.6 (66)

### Round 2 - 06/04/2014

Sydney University	4.8 (32)	defeated	Nor-West Jets	4.6 (30)
-------------------	----------	----------	---------------	----------

### Round 3 - 12/04/2014

Western Suburbs Magpies	15.20 (110)	defeated	Macquarie University	4.5 (29)
Sydney University	13.13 (91)	defeated	Southern Power	1.5 (11)
Randwick City Saints	8.14 (62)	defeated	Pennant Hills Demons	4.9 (33)

### Round 3 - 13/04/2014

Nor-West Jets	11.11 (77)	defeated	Balmain Tigers	4.4 (28)
Penrith Rams	10.17 (77)	defeated	Gosford Wildcats	6.7 (43)

### Round 4 - 26/04/2014

Sydney University	17.9 (111)	defeated	Western Suburbs Magpies	2.1 (13)
Southern Power	12.6 (78)	defeated	Gosford Wildcats	10.5 (65)
Penrith Rams	19.12 (126)	defeated	Macquarie University	10.7 (67)
Nor-West Jets	16.11 (107)	defeated	Randwick City Saints	5.7 (37)

### Round 4 - 27/04/2014

Pennant Hills Demons	8.12 (60)	defeated	Balmain Tigers	6.4 (40)
----------------------	-----------	----------	----------------	----------

### Round 5 - 03/05/2014

Pennant Hills Demons	7.6 (48)	defeated	Western Suburbs Magpies	5.3 (33)
Gosford Wildcats	12.8 (80)	defeated	Balmain Tigers	11.13 (79)
Nor-West Jets	11.13 (79)	defeated	Southern Power	3.4 (22)
Randwick City Saints	22.21 (153)	defeated	Penrith Rams	0.4 (4)
Sydney University	15.13 (103)	defeated	Macquarie University	5.6 (36)

Round 6 - 10/05/2014

Nor-West Jets	12.11 (83)	defeated	Macquarie University	0.3 (3)
Pennant Hills Demons	12.13 (85)	defeated	Gosford Wildcats	9.2 (56)
Penrith Rams	15.10 (100)	defeated	Southern Power	8.6 (54)
Randwick City Saints	16.12 (108)	defeated	Western Suburbs Magpies	6.2 (38)

Round 6 - 11/05/2014

Sydney University	7.17 (59)	defeated	Balmain Tigers	4.7 (31)
-------------------	-----------	----------	----------------	----------

Round 7 - 17/05/2014

Western Suburbs Magpies	10.13 (73)	defeated	Balmain Tigers	10.5 (65)
Randwick City Saints	18.19 (127)	defeated	Southern Power	1.1 (7)
Gosford Wildcats	17.14 (116)	defeated	Macquarie University	5.6 (36)
Pennant Hills Demons	12.4 (76)	defeated	Sydney University	11.5 (71)

Round 7 - 18/05/2014

Nor-West Jets	7.9 (51)	defeated	Penrith Rams	6.9 (45)
---------------	----------	----------	--------------	----------

Round 8 - 24/05/2014

Randwick City Saints	13.12 (90)	defeated	Balmain Tigers	7.6 (48)
Pennant Hills Demons	21.14 (140)	defeated	Macquarie University	5.3 (33)
Nor-West Jets	11.13 (79)	defeated	Gosford Wildcats	10.11 (71)
Penrith Rams	12.5 (77)	defeated	Western Suburbs Magpies	4.14 (38)
Sydney University	26.13 (169)	defeated	Southern Power	3.5 (23)

Round 9 - 31/05/2014

Pennant Hills Demons	8.8 (56)	defeated	Southern Power	5.6 (36)
Randwick City Saints	16.19 (115)	defeated	Sydney University	6.7 (43)
Nor-West Jets	17.13 (115)	defeated	Balmain Tigers	9.7 (61)
Penrith Rams	17.12 (114)	defeated	Gosford Wildcats	6.11 (47)
Western Suburbs Magpies	8.12 (60)	defeated	Macquarie University	5.6 (36)

Round 10 - 14/06/2014

Pennant Hills Demons	14.7 (91)	defeated	Nor-West Jets	5.8 (38)
Penrith Rams	13.3 (81)	defeated	Sydney University	10.6 (66)

Round 10 - 15/06/2014

Balmain Tigers	18.16 (124)	defeated	Southern Power	2.8 (20)
Western Suburbs Magpies	12.9 (81)	defeated	Gosford Wildcats	9.4 (58)

Round 11 - 21/06/2014

Sydney University	8.15 (63)	defeated	Western Suburbs Magpies	5.7 (37)
Balmain Tigers	15.10 (100)	defeated	Macquarie University	3.9 (27)

Penrith Rams	15.8 (98)	defeated	Pennant Hills Demons	9.5 (59)
Gosford Wildcats	17.14 (116)	defeated	Southern Power	7.16 (58)
Randwick City Saints	14.7 (91)	defeated	Nor-West Jets	9.8 (62)
Round 12 - 28/06/2014				
Pennant Hills Demons	11.12 (78)	defeated	Sydney University	6.6 (42)
Macquarie University	6.11 (47)	defeated	Southern Power	5.7 (37)
Randwick City Saints	10.14 (74)	defeated	Gosford Wildcats	6.3 (39)
Nor-West Jets	14.6 (90)	defeated	Western Suburbs Magpies	3.1 (19)
Round 12 - 29/06/2014				
Penrith Rams	18.9 (117)	defeated	Balmain Tigers	6.8 (44)
Round 13 - 05/07/2014				
Pennant Hills Demons	13.5 (83)	defeated	Balmain Tigers	1.9 (15)
Southern Power	9.12 (66)	defeated	Western Suburbs Magpies	6.4 (40)
Sydney University	13.15 (93)	defeated	Gosford Wildcats	5.4 (34)
Nor-West Jets	18.19 (127)	defeated	Macquarie University	2.0 (12)
Penrith Rams	8.9 (57)	defeated	Randwick City Saints	6.6 (42)
Round 14 - 12/07/2014				
Penrith Rams	24.15 (159)	defeated	Western Suburbs Magpies	2.2 (14)
Nor-West Jets	12.11 (83)	defeated	Southern Power	3.6 (24)
Sydney University	23.21 (159)	defeated	Macquarie University	4.2 (26)
Randwick City Saints	16.24 (120)	defeated	Balmain Tigers	3.3 (21)
Pennant Hills Demons	14.9 (93)	defeated	Gosford Wildcats	8.7 (55)
Round 10 - 16/07/2014				
Randwick City Saints	28.12 (180)	defeated	Macquarie University	3.3 (21)
Round 15 - 19/07/2014				
Pennant Hills Demons	14.19 (103)	defeated	Western Suburbs Magpies	3.2 (20)
Gosford Wildcats	10.15 (75)	defeated	Balmain Tigers	6.10 (46)
Randwick City Saints	19.16 (130)	defeated	Macquarie University	2.1 (13)
Penrith Rams	11.9 (75)	defeated	Southern Power	7.4 (46)
Nor-West Jets	10.4 (64)	defeated	Sydney University	7.11 (53)
Round 1 - 26/07/2014				
Wash-out between Macquarie University and Gosford Wildcats				
Round 16 - 02/08/2014				
Pennant Hills Demons	16.26 (122)	defeated	Southern Power	0.3 (3)

Sydney University	22.15 (147)	defeated	Balmain Tigers	4.11 (35)
Penrith Rams	24.9 (153)	defeated	Macquarie University	3.7 (25)
Nor-West Jets	19.12 (126)	defeated	Gosford Wildcats	5.4 (34)
Round 16 - 03/08/2014				
Randwick City Saints	19.13 (127)	defeated	Western Suburbs Magpies	5.3 (33)
Round 17 - 09/08/2014				
Balmain Tigers	13.14 (92)	defeated	Macquarie University	8.4 (52)
Gosford Wildcats	13.19 (97)	defeated	Western Suburbs Magpies	7.5 (47)
Nor-West Jets	13.10 (88)	defeated	Pennant Hills Demons	5.8 (38)
Sydney University	7.19 (61)	defeated	Penrith Rams	6.13 (49)
Randwick City Saints	20.16 (136)	defeated	Southern Power	2.3 (15)
Round 18 - 16/08/2014				
Randwick City Saints	9.13 (67)	defeated	Pennant Hills Demons	6.2 (38)
Western Suburbs Magpies	10.4 (64)	defeated	Balmain Tigers	7.11 (53)
Southern Power	6.10 (46)	defeated	Macquarie University	6.8 (44)
Sydney University	11.13 (79)	defeated	Gosford Wildcats	11.9 (75)
Penrith Rams	12.9 (81)	defeated	Nor-West Jets	10.9 (69)

## DIVISION FOUR

### Round 1 - 29/03/2014

UTS Bats	15.9 (99)	defeated	UNSW/ES Bulldogs	8.5 (53)
Sydney University	11.14 (80)	defeated	Campbelltown Blues	3.6 (24)

### Round 2 - 05/04/2014

Manly Warringah Giants	21.14 (140)	defeated	Moorebank Magpies	3.5 (23)
Randwick City Saints	10.8 (68)	defeated	Campbelltown Blues	4.9 (33)
North Shore Bombers	15.4 (94)	defeated	Holroyd Parramatta Goannas	6.5 (41)
UTS Bats	14.15 (99)	defeated	Sydney University	8.6 (54)
UNSW/ES Bulldogs	6.18 (54)	defeated	Wollondilly Knights	3.15 (33)

### Round 3 - 12/04/2014

North Shore Bombers	6.6 (42)	defeated	Manly Warringah Giants	1.15 (21)
Randwick City Saints	8.15 (63)	defeated	Moorebank Magpies	5.6 (36)
UTS Bats	12.9 (81)	defeated	Wollondilly Knights	4.5 (29)
Holroyd Parramatta Goannas	7.11 (53)	defeated	Sydney University	4.9 (33)

### Round 4 - 26/04/2014

North Shore Bombers	13.11 (89)	defeated	Campbelltown Blues	5.6 (36)
Sydney University	7.9 (51)	defeated	Manly Warringah Giants	3.11 (29)
UTS Bats	19.23 (137)	defeated	Holroyd Parramatta Goannas	3.4 (22)

### Round 4 - 27/04/2014

Wollondilly Knights	16.15 (111)	defeated	Randwick City Saints	3.5 (23)
UNSW/ES Bulldogs	11.8 (74)	defeated	Moorebank Magpies	9.5 (59)

### Round 5 - 03/05/2014

Wollondilly Knights	6.15 (51)	defeated	Holroyd Parramatta Goannas	3.5 (23)
UNSW/ES Bulldogs	7.7 (49)	defeated	Manly Warringah Giants	7.4 (46)
North Shore Bombers	12.10 (82)	defeated	Randwick City Saints	2.8 (20)
UTS Bats	17.8 (110)	defeated	Campbelltown Blues	0.1 (1)
Sydney University	17.13 (115)	defeated	Moorebank Magpies	6.5 (41)

### Round 6 - 10/05/2014

Wollondilly Knights	9.6 (60)	defeated	Manly Warringah Giants	8.10 (58)
North Shore Bombers	9.9 (63)	defeated	UNSW/ES Bulldogs	6.6 (42)
Sydney University	20.15 (135)	defeated	Randwick City Saints	2.6 (18)
Holroyd Parramatta Goannas	9.4 (58)	defeated	Campbelltown Blues	6.6 (42)
Moorebank Magpies	12.5 (77)	defeated	UTS Bats	8.6 (54)

### Round 7 - 17/05/2014

Campbelltown Blues	9.12 (66)	defeated	Moorebank Magpies	6.3 (39)
Holroyd Parramatta Goannas	8.8 (56)	defeated	Manly Warringah Giants	7.7 (49)
North Shore Bombers	8.7 (55)	defeated	UTS Bats	7.5 (47)
UNSW/ES Bulldogs	21.15 (141)	defeated	Randwick City Saints	6.3 (39)
Sydney University	13.11 (89)	defeated	Wollondilly Knights	11.8 (74)

Round 8 - 24/05/2014

Campbelltown Blues	13.11 (89)	defeated	Manly Warringah Giants	6.11 (47)
Sydney University	13.12 (90)	defeated	UNSW/ES Bulldogs	7.3 (45)
Holroyd Parramatta Goannas	10.15 (75)	defeated	Moorebank Magpies	5.6 (36)
Wollondilly Knights	15.9 (99)	defeated	North Shore Bombers	3.3 (21)
UTS Bats	18.13 (121)	defeated	Randwick City Saints	6.6 (42)

Round 9 - 30/05/2014

Campbelltown Blues	9.11 (65)	defeated	Wollondilly Knights	8.12 (60)
--------------------	-----------	----------	---------------------	-----------

Round 9 - 31/05/2014

Manly Warringah Giants	7.9 (51)	defeated	North Shore Bombers	7.8 (50)
Holroyd Parramatta Goannas	15.12 (102)	defeated	Randwick City Saints	5.3 (33)
UNSW/ES Bulldogs	18.8 (116)	defeated	Moorebank Magpies	9.11 (65)
UTS Bats	11.8 (74)	defeated	Sydney University	7.13 (55)

Round 1 - 07/06/2014

Wollondilly Knights	15.10 (100)	defeated	Manly Warringah Giants	5.6 (36)
Moorebank Magpies	15.14 (104)	defeated	North Shore Bombers	4.5 (29)
Holroyd Parramatta Goannas	7.7 (49)	defeated	Randwick City Saints	7.4 (46)

Round 3 - 07/06/2014

UNSW/ES Bulldogs	10.9 (69)	defeated	Campbelltown Blues	8.7 (55)
------------------	-----------	----------	--------------------	----------

Round 10 - 14/06/2014

Holroyd Parramatta Goannas	9.12 (66)	defeated	UNSW/ES Bulldogs	4.6 (30)
Wollondilly Knights	11.5 (71)	defeated	Moorebank Magpies	7.10 (52)

Round 11 - 21/06/2014

North Shore Bombers	13.16 (94)	defeated	Moorebank Magpies	2.8 (20)
UTS Bats	13.8 (86)	defeated	Campbelltown Blues	7.6 (48)
Manly Warringah Giants	15.14 (104)	defeated	Randwick City Saints	4.6 (30)
Holroyd Parramatta Goannas	19.9 (123)	defeated	Sydney University	5.6 (36)

Round 11 - 22/06/2014

Wollondilly Knights	11.14 (80)	defeated	UNSW/ES Bulldogs	5.6 (36)
---------------------	------------	----------	------------------	----------

Round 12 - 28/06/2014

Holroyd Parramatta Goannas	8.11 (59)	defeated	Manly Warringah Giants	5.14 (44)
Sydney University	6.7 (43)	defeated	Moorebank Magpies	5.7 (37)
Campbelltown Blues	6.9 (45)	defeated	North Shore Bombers	6.7 (43)
Wollondilly Knights	14.15 (99)	defeated	Randwick City Saints	4.6 (30)
UTS Bats	10.10 (70)	defeated	UNSW/ES Bulldogs	8.11 (59)

Round 13 - 05/07/2014

UTS Bats	7.6 (48)	defeated	North Shore Bombers	6.1 (37)
UNSW/ES Bulldogs	7.4 (46)	defeated	Campbelltown Blues	6.8 (44)
Manly Warringah Giants	10.5 (65)	defeated	Sydney University	6.7 (43)
Moorebank Magpies	7.16 (58)	defeated	Randwick City Saints	6.2 (38)
Wollondilly Knights	5.11 (41)	defeated	Holroyd Parramatta Goannas	2.6 (18)

Round 14 - 12/07/2014

Campbelltown Blues	14.10 (94)	defeated	Sydney University	7.5 (47)
North Shore Bombers	9.12 (66)	defeated	Holroyd Parramatta Goannas	6.5 (41)
UTS Bats	13.12 (90)	defeated	Randwick City Saints	3.7 (25)
Wollondilly Knights	20.17 (137)	defeated	Moorebank Magpies	2.0 (12)
Manly Warringah Giants	12.12 (84)	defeated	UNSW/ES Bulldogs	7.9 (51)

Round 15 - 19/07/2014

North Shore Bombers	11.13 (79)	defeated	Randwick City Saints	4.1 (25)
Campbelltown Blues	10.11 (71)	defeated	Manly Warringah Giants	2.4 (16)
Holroyd Parramatta Goannas	11.7 (73)	defeated	Moorebank Magpies	3.3 (21)
Wollondilly Knights	7.12 (54)	defeated	UTS Bats	5.8 (38)

Sydney University won by forfeit UNSW/ES Bulldogs

Round 10 - 26/07/2014

Campbelltown Blues	11.7 (73)	defeated	Randwick City Saints	5.11 (41)
North Shore Bombers	7.6 (48)	defeated	Sydney University	4.12 (36)

Round 10 - 27/07/2014

UTS Bats	7.10 (52)	defeated	Manly Warringah Giants	6.5 (41)
----------	-----------	----------	------------------------	----------

Round 16 - 02/08/2014

Campbelltown Blues	9.11 (65)	defeated	Holroyd Parramatta Goannas	5.4 (34)
UNSW/ES Bulldogs	14.11 (95)	defeated	North Shore Bombers	3.8 (26)
Randwick City Saints	8.5 (53)	defeated	Manly Warringah Giants	6.10 (46)

Round 16 - 03/08/2014

UTS Bats	12.11 (83)	defeated	Moorebank Magpies	4.8 (32)
----------	------------	----------	-------------------	----------



Wollondilly Knights	15.9 (99)	defeated	Sydney University	4.6 (30)
---------------------	-----------	----------	-------------------	----------

Round 17 - 09/08/2014

Moorebank Magpies	9.15 (69)	defeated	Manly Warringah Giants	6.4 (40)
-------------------	-----------	----------	------------------------	----------

Wollondilly Knights	8.10 (58)	defeated	Campbelltown Blues	6.7 (43)
---------------------	-----------	----------	--------------------	----------

Sydney University	6.19 (55)	defeated	North Shore Bombers	4.4 (28)
-------------------	-----------	----------	---------------------	----------

UNSW/ES Bulldogs	15.11 (101)	defeated	Randwick City Saints	7.9 (51)
------------------	-------------	----------	----------------------	----------

UTS Bats	12.8 (80)	defeated	Holroyd Parramatta Goannas	4.7 (31)
----------	-----------	----------	----------------------------	----------

Round 18 - 16/08/2014

UNSW/ES Bulldogs	9.7 (61)	defeated	Holroyd Parramatta Goannas	8.8 (56)
------------------	----------	----------	----------------------------	----------

UTS Bats	10.11 (71)	defeated	Manly Warringah Giants	1.1 (7)
----------	------------	----------	------------------------	---------

Wollondilly Knights	6.5 (41)	defeated	North Shore Bombers	3.15 (33)
---------------------	----------	----------	---------------------	-----------

Moorebank Magpies	13.9 (87)	defeated	Campbelltown Blues	5.8 (38)
-------------------	-----------	----------	--------------------	----------

Sydney University	21.17 (143)	defeated	Randwick City Saints	5.3 (33)
-------------------	-------------	----------	----------------------	----------

## DIVISION FIVE

### Round 1 - 29/03/2014

Nor-West Jets	10.14 (74)	defeated	Sydney University	7.3 (45)
Penrith Rams	11.8 (74)	defeated	Blacktown Magic	10.13 (73)

### Round 2 - 05/04/2014

Blacktown Magic	12.18 (90)	defeated	Moorebank Magpies	2.9 (21)
UNSW/ES Bulldogs	16.10 (106)	defeated	Holroyd Parramatta Goannas	5.3 (33)
Penrith Rams	21.4 (130)	defeated	North Shore Bombers	8.10 (58)
Sydney University	15.14 (104)	defeated	UTS Bats	5.6 (36)
Nor-West Jets	8.19 (67)	defeated	Camden Cats	3.9 (27)

### Round 3 - 12/04/2014

Nor-West Jets	21.21 (147)	defeated	North Shore Bombers	1.5 (11)
Camden Cats	10.10 (70)	defeated	UTS Bats	6.7 (43)
Sydney University	15.20 (110)	defeated	Holroyd Parramatta Goannas	4.3 (27)
Penrith Rams	22.15 (147)	defeated	Moorebank Magpies	5.9 (39)

### Round 1 - 19/04/2014

UNSW/ES Bulldogs	11.7 (73)	defeated	UTS Bats	3.10 (28)
------------------	-----------	----------	----------	-----------

### Round 4 - 26/04/2014

Blacktown Magic	15.17 (107)	defeated	North Shore Bombers	2.9 (21)
Camden Cats	18.17 (125)	defeated	Sydney University	4.3 (27)
UTS Bats	23.14 (152)	defeated	Holroyd Parramatta Goannas	7.9 (51)
Nor-West Jets	12.10 (82)	defeated	Penrith Rams	11.5 (71)

### Round 4 - 27/04/2014

Moorebank Magpies	14.18 (102)	defeated	UNSW/ES Bulldogs	7.12 (54)
-------------------	-------------	----------	------------------	-----------

### Round 5 - 03/05/2014

Camden Cats	15.18 (108)	defeated	UNSW/ES Bulldogs	4.4 (28)
UTS Bats	18.19 (127)	defeated	North Shore Bombers	2.5 (17)
Blacktown Magic	8.15 (63)	defeated	Nor-West Jets	3.8 (26)
Sydney University	20.14 (134)	defeated	Moorebank Magpies	3.5 (23)
Penrith Rams	13.13 (91)	defeated	Holroyd Parramatta Goannas	6.8 (44)

### Round 6 - 10/05/2014

UNSW/ES Bulldogs	17.12 (114)	defeated	North Shore Bombers	4.8 (32)
Moorebank Magpies	13.11 (89)	defeated	UTS Bats	6.10 (46)
Camden Cats	10.13 (73)	defeated	Blacktown Magic	10.10 (70)
Nor-West Jets	32.18 (210)	defeated	Holroyd Parramatta Goannas	0.0 (0)

Round 6 - 11/05/2014

Sydney University	16.13 (109)	defeated	Penrith Rams	8.12 (60)
-------------------	-------------	----------	--------------	-----------

Round 7 - 17/05/2014

Sydney University	8.6 (54)	defeated	UNSW/ES Bulldogs	4.10 (34)
North Shore Bombers	11.16 (82)	defeated	Holroyd Parramatta Goannas	4.6 (30)
Blacktown Magic	15.19 (109)	defeated	UTS Bats	10.10 (70)
Penrith Rams	7.13 (55)	defeated	Camden Cats	6.7 (43)

Round 7 - 18/05/2014

Nor-West Jets won by forfeit Moorebank Magpies

Round 8 - 24/05/2014

Blacktown Magic	11.14 (80)	defeated	UNSW/ES Bulldogs	2.7 (19)
North Shore Bombers	19.8 (122)	defeated	Sydney University	8.5 (53)
Penrith Rams	15.16 (106)	defeated	UTS Bats	13.10 (88)
Holroyd Parramatta Goannas	11.16 (82)	defeated	Moorebank Magpies	1.9 (15)
Nor-West Jets	15.5 (95)	defeated	Camden Cats	5.9 (39)

Round 9 - 31/05/2014

Nor-West Jets	7.10 (52)	defeated	UNSW/ES Bulldogs	6.10 (46)
Camden Cats	23.20 (158)	defeated	Holroyd Parramatta Goannas	0.0 (0)
Moorebank Magpies	6.4 (40)	defeated	North Shore Bombers	3.15 (33)
UTS Bats	10.13 (73)	defeated	Sydney University	9.6 (60)

Round 9 - 01/06/2014

Penrith Rams	10.7 (67)	defeated	Blacktown Magic	0.6 (6)
--------------	-----------	----------	-----------------	---------

Round 1 - 07/06/2014

Moorebank Magpies	8.2 (50)	defeated	North Shore Bombers	5.11 (41)
-------------------	----------	----------	---------------------	-----------

Round 3 - 07/06/2014

Blacktown Magic	15.7 (97)	defeated	UNSW/ES Bulldogs	3.5 (23)
-----------------	-----------	----------	------------------	----------

Round 1 - 07/06/2014

Camden Cats	17.11 (113)	defeated	Holroyd Parramatta Goannas	3.5 (23)
-------------	-------------	----------	----------------------------	----------

Round 10 - 14/06/2014

Penrith Rams won by forfeit North Shore Bombers

UNSW/ES Bulldogs	13.11 (89)	defeated	Holroyd Parramatta Goannas	5.5 (35)
Nor-West Jets	9.14 (68)	defeated	UTS Bats	1.2 (8)
Camden Cats	18.13 (121)	defeated	Sydney University	3.6 (24)
Blacktown Magic	18.13 (121)	defeated	Moorebank Magpies	4.5 (29)

Round 11 - 21/06/2014

North Shore Bombers	8.9 (57)	defeated	UTS Bats	8.6 (54)
Blacktown Magic	16.16 (112)	defeated	Holroyd Parramatta Goannas	5.4 (34)
Camden Cats won by forfeit Moorebank Magpies				
Nor-West Jets	20.14 (134)	defeated	Sydney University	3.2 (20)

Round 11 - 22/06/2014

Penrith Rams	18.10 (118)	defeated	UNSW/ES Bulldogs	1.2 (8)
--------------	-------------	----------	------------------	---------

Round 12 - 28/06/2014

Sydney University	7.10 (52)	defeated	Moorebank Magpies	7.4 (46)
UTS Bats	10.7 (67)	defeated	UNSW/ES Bulldogs	7.17 (59)
Camden Cats won by forfeit North Shore Bombers				
Blacktown Magic	8.5 (53)	defeated	Nor-West Jets	5.6 (36)
Penrith Rams	15.12 (102)	defeated	Holroyd Parramatta Goannas	1.2 (8)

Round 13 - 05/07/2014

Blacktown Magic won by forfeit North Shore Bombers

Penrith Rams	25.23 (173)	defeated	Sydney University	5.1 (31)
Nor-West Jets	14.22 (106)	defeated	Holroyd Parramatta Goannas	1.0 (6)
Camden Cats	10.13 (73)	defeated	UTS Bats	6.9 (45)

Round 13 - 06/07/2014

UNSW/ES Bulldogs	14.13 (97)	defeated	Moorebank Magpies	5.5 (35)
------------------	------------	----------	-------------------	----------

Round 14 - 12/07/2014

North Shore Bombers	9.9 (63)	defeated	Holroyd Parramatta Goannas	7.5 (47)
Camden Cats	14.11 (95)	defeated	UNSW/ES Bulldogs	5.9 (39)
Blacktown Magic	15.11 (101)	defeated	Sydney University	3.8 (26)
Nor-West Jets	10.16 (76)	defeated	Moorebank Magpies	1.5 (11)

Round 14 - 13/07/2014

Penrith Rams	24.12 (156)	defeated	UTS Bats	2.2 (14)
--------------	-------------	----------	----------	----------

Round 15 - 19/07/2014

UTS Bats	12.11 (83)	defeated	Blacktown Magic	6.5 (41)
Moorebank Magpies	10.18 (78)	defeated	Holroyd Parramatta Goannas	6.4 (40)
Camden Cats	15.12 (102)	defeated	Penrith Rams	5.6 (36)
Nor-West Jets	25.8 (158)	defeated	North Shore Bombers	1.1 (7)

Sydney University won by forfeit UNSW/ES Bulldogs

Round 16 - 02/08/2014

Sydney University	15.13 (103)	defeated	Holroyd Parramatta Goannas	5.6 (36)
UNSW/ES Bulldogs	17.15 (117)	defeated	North Shore Bombers	1.8 (14)

Round 16 - 03/08/2014

Moorebank Magpies	7.8 (50)	defeated	UTS Bats	6.6 (42)
Blacktown Magic	11.5 (71)	defeated	Camden Cats	9.11 (65)
Nor-West Jets	13.4 (82)	defeated	Penrith Rams	8.5 (53)

Round 17 - 09/08/2014

Sydney University	25.17 (167)	defeated	North Shore Bombers	4.4 (28)
Blacktown Magic	18.17 (125)	defeated	Holroyd Parramatta Goannas	2.2 (14)
Nor-West Jets	23.11 (149)	defeated	UTS Bats	2.4 (16)
Camden Cats	15.21 (111)	defeated	Moorebank Magpies	5.2 (32)

Round 17 - 10/08/2014

Penrith Rams	28.9 (177)	defeated	UNSW/ES Bulldogs	4.2 (26)
--------------	------------	----------	------------------	----------

## UNDER 19 DIVISION TWO

### Round 1 - 05/04/2014

Western Suburbs Magpies	12.13 (85)	defeated	Penrith Rams	5.11 (41)
Macquarie University	11.6 (72)	defeated	Southern Power	3.10 (28)

### Round 2 - 12/04/2014

Western Suburbs Magpies	8.13 (61)	defeated	Macquarie University	2.5 (17)
Penrith Rams	7.7 (49)	defeated	Moorebank Magpies	6.8 (44)
Southern Power	9.14 (68)	defeated	Holroyd Parramatta Goannas	1.9 (15)

### Round 3 - 26/04/2014

Southern Power	9.2 (56)	defeated	Macarthur Giants	5.9 (39)
Western Suburbs Magpies won by forfeit Holroyd Parramatta Goannas				
Penrith Rams	8.11 (59)	defeated	Macquarie University	6.10 (46)

### Round 4 - 03/05/2014

Penrith Rams	13.12 (90)	defeated	Holroyd Parramatta Goannas	8.6 (54)
Western Suburbs Magpies	14.9 (93)	defeated	Macarthur Giants	2.6 (18)

### Round 4 - 04/05/2014

Moorebank Magpies	8.7 (55)	defeated	Southern Power	1.5 (11)
-------------------	----------	----------	----------------	----------

### Round 5 - 10/05/2014

Penrith Rams	6.8 (44)	defeated	Southern Power	5.9 (39)
Macarthur Giants	10.12 (72)	defeated	Holroyd Parramatta Goannas	8.4 (52)
Macquarie University	10.15 (75)	defeated	Moorebank Magpies	6.4 (40)

### Round 6 - 17/05/2014

Penrith Rams won by forfeit Macarthur Giants

Macquarie University	5.10 (40)	defeated	Southern Power	5.7 (37)
Moorebank Magpies	7.11 (53)	defeated	Western Suburbs Magpies	2.12 (24)

### Round 7 - 24/05/2014

Western Suburbs Magpies	9.7 (61)	defeated	Penrith Rams	5.12 (42)
Macarthur Giants	16.13 (109)	defeated	Macquarie University	6.3 (39)
Moorebank Magpies	15.19 (109)	defeated	Holroyd Parramatta Goannas	3.3 (21)

### Round 8 - 31/05/2014

Southern Power	17.20 (122)	defeated	Holroyd Parramatta Goannas	0.3 (3)
Macquarie University	19.11 (125)	defeated	Penrith Rams	6.7 (43)
Western Suburbs Magpies	17.6 (108)	defeated	Macarthur Giants	6.10 (46)

### Round 1 - 07/06/2014

Macarthur Giants	10.19 (79)	defeated	Moorebank Magpies	6.3 (39)
Round 9 - 14/06/2014				
Moorebank Magpies won by forfeit Macarthur Giants				
Western Suburbs Magpies	10.9 (69)	defeated	Southern Power	6.3 (39)
Macquarie University	21.12 (138)	defeated	Holroyd Parramatta Goannas	4.2 (26)
Round 10 - 21/06/2014				
Moorebank Magpies	21.8 (134)	defeated	Penrith Rams	5.3 (33)
Macarthur Giants	9.9 (63)	defeated	Southern Power	8.10 (58)
Western Suburbs Magpies	26.20 (176)	defeated	Holroyd Parramatta Goannas	0.0 (0)
Round 11 - 28/06/2014				
Macarthur Giants	16.11 (107)	defeated	Penrith Rams	5.8 (38)
Southern Power	5.6 (36)	defeated	Macquarie University	3.5 (23)
Western Suburbs Magpies	12.10 (82)	defeated	Moorebank Magpies	4.7 (31)
Round 12 - 05/07/2014				
Western Suburbs Magpies won by forfeit Penrith Rams				
Macarthur Giants	13.9 (87)	defeated	Holroyd Parramatta Goannas	8.6 (54)
Moorebank Magpies	8.13 (61)	defeated	Macquarie University	5.6 (36)
Round 13 - 12/07/2014				
Moorebank Magpies	11.13 (79)	defeated	Southern Power	4.3 (27)
Macarthur Giants	11.7 (73)	defeated	Macquarie University	11.5 (71)
Penrith Rams	16.12 (108)	defeated	Holroyd Parramatta Goannas	4.6 (30)
Round 14 - 19/07/2014				
Moorebank Magpies	16.12 (108)	defeated	Holroyd Parramatta Goannas	3.6 (24)
Western Suburbs Magpies	18.9 (117)	defeated	Macquarie University	5.8 (38)
Penrith Rams	5.11 (41)	defeated	Southern Power	5.2 (32)
Round 15 - 02/08/2014				
Southern Power	13.11 (89)	defeated	Holroyd Parramatta Goannas	1.6 (12)
Western Suburbs Magpies	7.11 (53)	defeated	Macarthur Giants	4.1 (25)
Penrith Rams	10.7 (67)	defeated	Macquarie University	7.7 (49)
Round 16 - 09/08/2014				
Western Suburbs Magpies	24.12 (156)	defeated	Holroyd Parramatta Goannas	9.3 (57)
Southern Power	7.9 (51)	defeated	Macarthur Giants	6.5 (41)
Moorebank Magpies	12.11 (83)	defeated	Penrith Rams	6.4 (40)
Round 17 - 16/08/2014				

Macquarie University	15.11 (101)	defeated	Holroyd Parramatta Goannas	4.8 (32)
Moorebank Magpies	13.12 (90)	defeated	Macarthur Giants	3.2 (20)
Western Suburbs Magpies	11.6 (72)	defeated	Southern Power	7.6 (48)

Round 18 - 23/08/2014

Penrith Rams	18.20 (128)	defeated	Holroyd Parramatta Goannas	9.2 (56)
Macarthur Giants	7.11 (53)	defeated	Macquarie University	6.5 (41)

Wash-out between Western Suburbs Magpies and Moorebank Magpies



## WOMEN'S DIVISION ONE

### Round 1 - 12/04/2014

Newtown Breakaways	9.7 (61)	defeated	Macquarie University	5.4 (34)
Sydney University Bombers	15.12 (102)	defeated	Western Wolves	4.2 (26)
UNSW/ES Stingrays	15.15 (105)	defeated	Balmain Dockers	3.5 (23)

### Round 2 - 26/04/2014

Sydney University Bombers	16.15 (111)	defeated	Balmain Dockers	1.0 (6)
Macquarie University	8.4 (52)	defeated	Western Wolves	5.7 (37)

### Round 2 - 27/04/2014

UNSW/ES Stingrays	6.14 (50)	defeated	Newtown Breakaways	1.2 (8)
-------------------	-----------	----------	--------------------	---------

### Round 3 - 03/05/2014

Sydney University Bombers	6.11 (47)	defeated	UNSW/ES Stingrays	1.0 (6)
Macquarie University	6.6 (42)	defeated	Balmain Dockers	3.8 (26)
Western Wolves	8.9 (57)	defeated	Newtown Breakaways	6.5 (41)

### Round 4 - 10/05/2014

Western Wolves	8.12 (60)	defeated	Balmain Dockers	8.4 (52)
UNSW/ES Stingrays	16.7 (103)	defeated	Macquarie University	4.0 (24)
Sydney University Bombers	8.9 (57)	defeated	Newtown Breakaways	0.2 (2)

### Round 5 - 17/05/2014

Balmain Dockers	9.5 (59)	defeated	Newtown Breakaways	5.9 (39)
Sydney University Bombers	7.8 (50)	defeated	Macquarie University	3.1 (19)
UNSW/ES Stingrays	10.9 (69)	defeated	Western Wolves	4.4 (28)

### Round 6 - 31/05/2014

Sydney University Bombers	9.5 (59)	defeated	Western Wolves	3.3 (21)
Macquarie University	9.12 (66)	defeated	Newtown Breakaways	4.2 (26)

### Round 6 - 01/06/2014

UNSW/ES Stingrays	14.13 (97)	defeated	Balmain Dockers	4.2 (26)
-------------------	------------	----------	-----------------	----------

### Round 7 - 14/06/2014

Newtown Breakaways	6.9 (45)	defeated	Western Wolves	6.5 (41)
Sydney University Bombers	3.12 (30)	defeated	UNSW/ES Stingrays	4.3 (27)

### Round 7 - 15/06/2014

Balmain Dockers	3.7 (25)	defeated	Macquarie University	3.3 (21)
-----------------	----------	----------	----------------------	----------

### Round 8 - 21/06/2014

UNSW/ES Stingrays	11.11 (77)	defeated	Macquarie University	3.0 (18)
-------------------	------------	----------	----------------------	----------

Sydney University Bombers	6.11 (47)	defeated	Newtown Breakaways	3.2 (20)
Balmain Dockers	8.9 (57)	defeated	Western Wolves	6.5 (41)
Round 9 - 28/06/2014				
Newtown Breakaways	15.7 (97)	defeated	Balmain Dockers	3.4 (22)
Sydney University Bombers	3.10 (28)	defeated	Macquarie University	2.2 (14)
Round 9 - 29/06/2014				
UNSW/ES Stingrays	7.9 (51)	defeated	Western Wolves	3.8 (26)
Round 10 - 12/07/2014				
Sydney University Bombers won by forfeit Balmain Dockers				
UNSW/ES Stingrays	6.7 (43)	defeated	Newtown Breakaways	5.8 (38)
Western Wolves	3.4 (22)	defeated	Macquarie University	2.4 (16)
Round 11 - 19/07/2014				
Newtown Breakaways	11.14 (80)	defeated	Macquarie University	5.4 (34)
Sydney University Bombers	9.5 (59)	defeated	Western Wolves	1.8 (14)
UNSW/ES Stingrays won by forfeit Balmain Dockers				
Round 12 - 02/08/2014				
Western Wolves	7.4 (46)	defeated	Balmain Dockers	3.0 (18)
Sydney University Bombers	7.14 (56)	defeated	Newtown Breakaways	5.8 (38)
Macquarie University	8.2 (50)	defeated	UNSW/ES Stingrays	2.1 (13)
Round 13 - 09/08/2014				
Macquarie University	7.13 (55)	defeated	Balmain Dockers	3.1 (19)
Newtown Breakaways	5.5 (35)	defeated	Western Wolves	3.8 (26)
Round 13 - 10/08/2014				
Sydney University Bombers	5.5 (35)	defeated	UNSW/ES Stingrays	2.1 (13)
Round 14 - 16/08/2014				
Newtown Breakaways	8.6 (54)	defeated	Balmain Dockers	6.7 (43)
Sydney University Bombers	3.3 (21)	defeated	Macquarie University	1.3 (9)
UNSW/ES Stingrays	11.10 (76)	defeated	Western Wolves	4.4 (28)
Round 15 - 23/08/2014				
Newtown Breakaways	6.8 (44)	defeated	UNSW/ES Stingrays	6.2 (38)
Macquarie University	5.6 (36)	defeated	Western Wolves	4.3 (27)
Sydney University Bombers	9.15 (69)	defeated	Balmain Dockers	1.0 (6)

## WOMEN'S DIVISION TWO

### Round 1 - 05/04/2014

Penrith Ramettes	8.12 (60)	defeated	Auburn Giants	2.7 (19)
Wollongong Saints	10.9 (69)	defeated	UNSW/ES Stingrays	4.5 (29)
Randwick City Angels	7.10 (52)	defeated	Gosford Wildcats	2.0 (12)
Moorebank Magpies	10.16 (76)	defeated	Manly Warringah Giants	4.7 (31)
Southern Power	6.2 (38)	defeated	UTS Shamrocks	0.1 (1)

### Round 2 - 12/04/2014

Southern Power	2.6 (18)	defeated	Wollongong Saints	2.4 (16)
Randwick City Angels	4.8 (32)	defeated	Moorebank Magpies	2.4 (16)
UTS Shamrocks	2.10 (22)	defeated	UNSW/ES Stingrays	0.0 (0)
Manly Warringah Giants	3.4 (22)	defeated	Auburn Giants	2.5 (17)

### Round 2 - 13/04/2014

Penrith Ramettes	10.12 (72)	defeated	Gosford Wildcats	0.1 (1)
------------------	------------	----------	------------------	---------

### Round 3 - 26/04/2014

Penrith Ramettes	7.11 (53)	defeated	UTS Shamrocks	4.8 (32)
Southern Power	18.19 (127)	defeated	Gosford Wildcats	0.0 (0)
Wollongong Saints	12.9 (81)	defeated	Auburn Giants	1.1 (7)
Randwick City Angels	7.4 (46)	defeated	Manly Warringah Giants	5.6 (36)

### Round 3 - 27/04/2014

UNSW/ES Stingrays	3.4 (22)	defeated	Moorebank Magpies	0.8 (8)
-------------------	----------	----------	-------------------	---------

### Round 4 - 03/05/2014

Randwick City Angels	7.8 (50)	defeated	UNSW/ES Stingrays	2.5 (17)
Wollongong Saints	4.10 (34)	defeated	UTS Shamrocks	0.2 (2)
Auburn Giants	3.5 (23)	defeated	Gosford Wildcats	2.2 (14)
Southern Power	12.10 (82)	defeated	Manly Warringah Giants	0.3 (3)

### Round 4 - 04/05/2014

Penrith Ramettes	11.13 (79)	defeated	Moorebank Magpies	2.3 (15)
------------------	------------	----------	-------------------	----------

### Round 5 - 10/05/2014

Auburn Giants	8.10 (58)	defeated	Randwick City Angels	1.1 (7)
UTS Shamrocks	16.20 (116)	defeated	Moorebank Magpies	0.1 (1)
Southern Power	10.5 (65)	defeated	Penrith Ramettes	5.3 (33)
Wollongong Saints	11.15 (81)	defeated	Manly Warringah Giants	1.2 (8)
UNSW/ES Stingrays	8.6 (54)	defeated	Gosford Wildcats	2.4 (16)

### Round 6 - 17/05/2014

Southern Power	18.16 (124)	defeated	Randwick City Angels	1.0 (6)
UTS Shamrocks	6.8 (44)	defeated	Auburn Giants	2.5 (17)
Gosford Wildcats	2.4 (16)	defeated	Manly Warringah Giants	1.3 (9)
Penrith Ramettes	10.17 (77)	defeated	UNSW/ES Stingrays	1.6 (12)
Wollongong Saints	22.16 (148)	defeated	Moorebank Magpies	0.0 (0)

Round 7 - 24/05/2014

Southern Power	19.13 (127)	defeated	Moorebank Magpies	0.0 (0)
Penrith Ramettes	15.9 (99)	defeated	Manly Warringah Giants	2.2 (14)
UNSW/ES Stingrays	4.9 (33)	defeated	Auburn Giants	3.7 (25)
UTS Shamrocks	6.10 (46)	defeated	Randwick City Angels	0.5 (5)
Wollongong Saints	20.19 (139)	defeated	Gosford Wildcats	0.0 (0)

Round 8 - 31/05/2014

Manly Warringah Giants	9.7 (61)	defeated	Moorebank Magpies	1.2 (8)
UTS Shamrocks	14.8 (92)	defeated	Gosford Wildcats	2.0 (12)
Wollongong Saints	11.8 (74)	defeated	Penrith Ramettes	2.4 (16)

Round 8 - 01/06/2014

Randwick City Angels	2.6 (18)	defeated	UNSW/ES Stingrays	1.6 (12)
Southern Power	11.8 (74)	defeated	Auburn Giants	2.0 (12)

Round 9 - 14/06/2014

Penrith Ramettes	8.17 (65)	defeated	Moorebank Magpies	1.3 (9)
Auburn Giants	9.8 (62)	defeated	Gosford Wildcats	3.3 (21)
Southern Power	10.17 (77)	defeated	UNSW/ES Stingrays	0.1 (1)

Round 10 - 21/06/2014

Penrith Ramettes	3.4 (22)	defeated	UTS Shamrocks	3.2 (20)
Manly Warringah Giants	4.3 (27)	defeated	Randwick City Angels	2.4 (16)
UNSW/ES Stingrays	3.13 (31)	defeated	Gosford Wildcats	2.9 (21)
Southern Power	2.9 (21)	defeated	Wollongong Saints	1.4 (10)

Round 10 - 22/06/2014

Auburn Giants	4.5 (29)	defeated	Moorebank Magpies	1.4 (10)
---------------	----------	----------	-------------------	----------

Round 11 - 28/06/2014

Southern Power won by forfeit Moorebank Magpies

Penrith Ramettes	7.8 (50)	defeated	Randwick City Angels	1.8 (14)
Gosford Wildcats	4.2 (26)	defeated	Manly Warringah Giants	1.1 (7)
Wollongong Saints	5.2 (32)	defeated	Auburn Giants	2.7 (19)

Round 11 - 29/06/2014

UTS Shamrocks 13.15 (93) defeated UNSW/ES Stingrays 1.1 (7)

Round 12 - 05/07/2014

UNSW/ES Stingrays 6.16 (52) defeated Moorebank Magpies 1.6 (12)

Southern Power 3.6 (24) defeated UTS Shamrocks 2.1 (13)

Penrith Ramettes 6.6 (42) defeated Auburn Giants 1.3 (9)

Randwick City Angels 2.6 (18) defeated Gosford Wildcats 2.5 (17)

Round 12 - 06/07/2014

Wollongong Saints 7.4 (46) defeated Manly Warringah Giants 1.0 (6)

Round 13 - 12/07/2014

Auburn Giants 5.4 (34) defeated Manly Warringah Giants 0.6 (6)

UTS Shamrocks 10.11 (71) defeated Randwick City Angels 4.3 (27)

Wollongong Saints 5.7 (37) defeated Penrith Ramettes 0.9 (9)

Gosford Wildcats 10.21 (81) defeated Moorebank Magpies 0.4 (4)

Southern Power 11.19 (85) defeated UNSW/ES Stingrays 0.0 (0)

Round 14 - 19/07/2014

Manly Warringah Giants 5.5 (35) defeated UNSW/ES Stingrays 3.3 (21)

Southern Power 6.7 (43) defeated Penrith Ramettes 1.1 (7)

Auburn Giants 8.12 (60) defeated Randwick City Angels 0.1 (1)

UTS Shamrocks 6.9 (45) defeated Gosford Wildcats 3.5 (23)

Round 14 - 20/07/2014

Wollongong Saints 17.15 (117) defeated Moorebank Magpies 1.1 (7)

Round 9 - 26/07/2014

Wollongong Saints 9.15 (69) defeated Randwick City Angels 1.0 (6)

Round 9 - 27/07/2014

UTS Shamrocks 11.7 (73) defeated Manly Warringah Giants 3.2 (20)

Round 15 - 02/08/2014

Auburn Giants 3.18 (36) defeated UNSW/ES Stingrays 2.2 (14)

Penrith Ramettes 8.11 (59) defeated Manly Warringah Giants 2.4 (16)

Southern Power 8.12 (60) defeated Gosford Wildcats 0.0 (0)

Wollongong Saints 9.10 (64) defeated Randwick City Angels 1.2 (8)

Round 15 - 03/08/2014

UTS Shamrocks 12.20 (92) defeated Moorebank Magpies 0.0 (0)

Round 16 - 10/08/2014

Southern Power	14.8	(92)	defeated	Auburn Giants	0.0	(0)
UTS Shamrocks	5.11	(41)	defeated	Manly Warringah Giants	1.7	(13)
Wollongong Saints	16.9	(105)	defeated	UNSW/ES Stingrays	0.0	(0)
Penrith Ramettes	7.2	(44)	defeated	Gosford Wildcats	2.5	(17)
Moorebank Magpies	2.6	(18)	defeated	Randwick City Angels	0.5	(5)

**CLUB STATISTICS**

*Players Used- Men*

	Teams	Total	Senior	Reserves	U19s	Thirds	Fourths	Fifths
Balmain	2	72	46	61				
Blacktown	2	65	43	49				
Camden	2	69	45	52				
Campbelltown	2	79	47	53				
Gosford	1	33	33					
Holroyd Parramatta	4	142	44	64	37	71		
Illawarra	1	45	45					
Marcarthur Giants	1	43			43			
Macquarie Uni	3	141	42	62	29			
Manly Warringah	4	176	42	55	33	57		
Moorebank	4	172	40	84	27	81		
Nor West	2	70	54	51				
North Shore	5	232	57	108	47	89	102	
Pennant Hills	4	131	38	50	39	56		
Penrith	4	168	62	65	40	61		
Randwick City	2	75	52	65				
Southern Power	3	162	46	74	45			
St George	3	99	41	69	39			
Sydney Hills	3	118	57	40	49			
Sydney Uni	6	246	57	57	36	69	75	89
UNSW/ES	6	222	47	83	38	96	60	49
UTS	5	218	57	79		111	81	90
Western Suburbs	4	139	37	59	30	70		
Wollondilly	1	32	32					

*Players Used- Women's*





	2014	2013	2012	2011
--	------	------	------	------




		Teams				Total			
Auburn	1	1	1	1	41	43	31	32	
Balmain	1	1	1	1	40	48	36	31	
Gosford	1				39				
Macquarie Uni	1	1	1	1	33	33	34	29	
Manly Warringah	1				34				
Moorebank	1				36				
Newtown	1	1	1	1	38	38	36	33	
Penrith	1	1	1		31	32	27		
Randwick City	1	1			48	48			
Southern Power	1	1	1	1	30	32	39	33	
Sydney Uni	1	1	1	1	37	32	37	34	
UNSW/ES	2	1	1	1	67	43	32	40	
UTS Shamrocks	1	1	1	1	40	36	39	46	
Western Wolves	1	1	1	1	40	39	41	35	
Wollongong	1	1	1	1	33	35	35	37	
<b>Total</b>	<b>16</b>	<b>12</b>	<b>11</b>	<b>10</b>	<b>587</b>	<b>459</b>	<b>387</b>	<b>350</b>	
<b>Increase</b>					<b>22%</b>	<b>19%</b>	<b>11%</b>	<b>-8%</b>	

<p><b>Auburn Tigers</b> Senior Coach – Christian Kunde <b>Womens – Division Two</b> 5<sup>th</sup> – 7 wins, 9 losses Best &amp; Fairest – Liali K-Hassan Leading Goalkicker – Lael Kassem (17 goals)</p> 	<p><b>Balmain Tigers</b> Senior Coach – Luke Jarjoura <b>Seniors – Division One</b> Premiers (1<sup>st</sup>) – 15 wins, 3 losses Best &amp; Fairest – Kevin Jones Leading Goalkicker – Brad Plug (46 goals) <b>Reserves – Division Three</b> 8<sup>th</sup> – 4 wins, 14 losses Best &amp; Fairest – Dean Cockburn Leading Goalkicker – Luke Wilby (26 goals)</p> 
<p><b>Balmain Dockers</b> Senior Coach – Hayley Warren <b>Womens – Division One</b> 6<sup>th</sup> – 3 wins, 12 losses Best &amp; Fairest – Alison Parkin Leading Goalkicker – Belinda Pride (14 goals)</p> 	<p><b>Blacktown Magic</b> Senior Coach – Ash Moeller &amp; Leighton Corr <b>Seniors – Division Two</b> Grand Finalists (3<sup>rd</sup>) – 13 win, 5 losses Best &amp; Fairest – Kent Weir Leading Goalkicker – Ash Moeller (57 goals) <b>Reserves – Division Five</b> Premiers (4<sup>th</sup>) – 13 wins, 4 losses Best &amp; Fairest – Scott Coombes Leading Goalkicker – John Lane (49 goals)</p> 
<p><b>Camden Cats</b> Senior Coach – James Dixon <b>Seniors – Division Two</b> 5<sup>th</sup> – 11 win, 7 losses Best &amp; Fairest – Nick Hills Leading Goalkicker – Matt Lecek (41 goals) <b>Reserves – Division Five</b> 2<sup>nd</sup> – 13 wins, 4 losses Best &amp; Fairest – Stuart Farnell Leading Goalkicker – Ben Laid (25 goals) <i>Club Person of the Year</i> – Gemma Wise</p> 	<p><b>Campbelltown Blues</b> Senior Coach – Neil Brunton <b>Seniors – Premier Division</b> 8<sup>th</sup> – 5 wins, 13 losses Best &amp; Fairest – Taran Etto Leading Goalkicker – Matthew Edwins (25 goals) <b>Reserves – Division Four</b> 7<sup>th</sup> – 8 wins, 10 losses Best &amp; Fairest – Josh Duncombe Leading Goalkicker – Joshua Hickey (23 goals) <i>Club Person of the Year</i> – Marty Green</p> 
<p><b>Gosford Wildcats</b> Senior Coach – Bruce Cross <b>Seniors – Division Three</b> 7<sup>th</sup> – 5 wins, 12 losses Best &amp; Fairest – Liam Ghalyini Leading Goalkicker – Tim Eather (50 goals) <b>Womens – Division Two</b> 9<sup>th</sup> – 3 wins, 13 losses Best &amp; Fairest – Emily Crookes Leading Goalkicker – Tess Mutton (12 goals) <i>Club Person of the Year</i> – Lachlan Thompson</p> 	<p><b>Holroyd-Parramatta Goannas</b> Senior Coach – Shane Jorgenson <b>Seniors – Division One</b> 4<sup>th</sup> – 12 wins, 6 losses Best &amp; Fairest – Ben Rogers Leading Goalkicker – Ben Rogers (54 goals) <b>Reserves – Division Four</b> 6<sup>th</sup> – 10 wins, 8 losses Best &amp; Fairest – Peter Zuvella Leading Goalkicker – Nathan Peters (39 goals) <b>Thirds – Division Five</b> 10<sup>th</sup> – 1 wins, 17 losses Best &amp; Fairest – Luke Pierce Leading Goalkicker – Nicholas Tolley (11 goals) <b>Under 19s – Division Two</b> 7<sup>th</sup> – 0 wins, 15 losses Best &amp; Fairest – Harrison Spiteri Leading Goalkicker – Stephen Smith (20 goals) <i>Club Person of the Year</i> – Clive Sharp</p> 
<p><b>Illawarra Lions</b> Senior Coach – David Nolen <b>Seniors – Division One</b> 8<sup>th</sup> – 6 win, 11 losses Best &amp; Fairest – Peter Lloyd Leading Goalkicker – Jake Hoagarth &amp; Chris Cook (12 goals)</p> 	<p><b>Macquarie University Warriors</b> Senior Coach – Stuart Newman <b>Seniors – Division One</b> 2<sup>nd</sup> – 12 wins, 6 losses Best &amp; Fairest – Ryan Harris Leading Goalkicker – Timothy Cameron (32 goals)</p> 



<p>goals)</p>	<p><b>Reserves – Division Three</b> 10<sup>th</sup> – 1 win, 16 losses Best &amp; Fairest – Alex Benson Leading Goalkicker – Ian Janda (13 goals) <b>Under 19's – Division Two</b> 6<sup>th</sup> – 6 wins, 9 losses Best &amp; Fairest – Ryan Ludowyke &amp; Stephen Veitch Leading Goalkicker – Joshua Cooper (29 goals) <b>Womens – Division One</b> 4<sup>th</sup> – 6 win, 9 losses Best &amp; Fairest – Amanda Farrugia Leading Goalkicker – Amanda Farrugia (18 goals) Club Person of the Year – Cathy Moylan</p>
<p><b>Manly Warringah Giants</b> Senior Coach – Leigh Brain <b>Seniors – Premier Division</b> Premiers (1<sup>st</sup>)– 17 wins, 1 loss Best &amp; Fairest – James Brain Leading Goalkicker – Brayden Fowler (80 goals) <b>Reserves – Division Two</b> 5<sup>th</sup> – 12 wins, 6 losses Best &amp; Fairest – Jamie McDougall Leading Goalkicker – Matthew Rawle (49 goals) <b>Thirds – Division Four</b> 8<sup>th</sup> – 5 wins, 13 losses Best &amp; Fairest – Andrew Hurley Leading Goalkicker – Angus Reid (19 goals) <b>Under 19's– Division One</b> 4<sup>th</sup> – 9 wins, 6 losses Best &amp; Fairest – Lachlan Behagg Leading Goalkicker – Mitchell Bell (28 goals) <b>Womens – Division Two</b> 8<sup>th</sup> – 4 wins, 12 losses Best &amp; Fairest – Rachael Lewis Leading Goalkicker – Alicia Armitage (8 goals) Club Person of the Year – Sandra Hall</p> 	<p><b>Moorebank Magpies</b> Senior Coach – Mark Coles <b>Seniors – Division Two</b> 6<sup>th</sup> – 10 wins, 8 losses Best &amp; Fairest – Rhys Horton Leading Goalkicker – Adam Sheldon (57 goals) <b>Reserves – Division Four</b> 9<sup>th</sup> – 5 wins, 13 losses Best &amp; Fairest – Adam Furley Leading Goalkicker – Adam Parker (19 goals) <b>Thirds – Division Five</b> 7<sup>th</sup> – 6 wins, 11 losses Best &amp; Fairest – Brenden Jones Leading Goalkicker – Bradley Cavanagh (32 goals) <b>Under 19's– Division Two</b> Grand Finalists (2<sup>nd</sup>) – 10 wins, 4 losses Best &amp; Fairest – James Bowman Leading Goalkicker – Hayden Rapley (39 goals) <b>Womens– Division Two</b> 10<sup>th</sup> – 2 wins, 14 losses Best &amp; Fairest – Tara Warner Leading Goalkicker – Erin McAlister (8 goals)</p> 
<p><b>Newtown Breakaways</b> Senior Coach – Darren Lewtas <b>Womens – Division One</b> 3<sup>rd</sup> – 7 wins, 8 losses Best &amp; Fairest – Codie Briggs Leading Goalkicker – Verna Iles (25 goals)</p> 	<p><b>Nor-West Jets</b> Senior Coach – Dom Shipley <b>Seniors – Division Three</b> 3<sup>rd</sup> – 14 wins, 4 losses Best &amp; Fairest – Owen Butcher Leading Goalkicker – Peter Kyle (66 goals) <b>Reserves – Division Five</b> 1<sup>st</sup> – 15 wins, 2 losses Best &amp; Fairest – Zane Priest Leading Goalkicker – Scott Braid (25 goals) Club Person of the Year – Geana Smith &amp; Daniel Harding</p> 
<p><b>North Shore Bombers</b> Senior Coach – Jon Hayres <b>Seniors – Premier Division</b> 7<sup>th</sup> – 6 wins, 12 losses Best &amp; Fairest – Selby Lee-Steere Leading Goalkicker – Selby Lee-Steere (24 goals) <b>Seniors – Division Two</b> 7<sup>th</sup> – 6 wins, 12 losses Best &amp; Fairest – Arlin Nusbaum Leading Goalkicker – Scott Easey (10 goals) <b>Reserves – Division Four</b> 4<sup>th</sup> – 10 wins, 8 losses</p> 	<p><b>Pennant Hills Demons</b> Senior Coach – Chris Yard <b>Seniors – Premier Division</b> Grand Finalists (2<sup>nd</sup>) – 16 wins, 2 losses Best &amp; Fairest – Alex Goodall Leading Goalkicker – Stephen Wray (43 goals) <b>Seniors – Division One</b> 5<sup>th</sup> – 10 wins, 7 losses Best &amp; Fairest – Patrick Witt Leading Goalkicker – Robert Watts (20 goals) <b>Reserves – Division Three</b></p> 

<p>Best &amp; Fairest – Aiden McNicholas Leading Goalkicker – Aiden McNicholas (22 goals) <b>Thirds – Division Five</b> 9<sup>th</sup> – 4 wins, 13 losses Best &amp; Fairest – Robert Edwards Leading Goalkicker – Matthew Lewis &amp; Robert Edwards (6 goals) <b>Under 19's– Division One</b> Grand Finalists (2<sup>nd</sup>) – 11 wins, 4 losses Best &amp; Fairest – Mitch Wright Leading Goalkicker – Ben Cunningham (16 goals)</p>	<p>4<sup>th</sup> – 13 wins, 5 losses Best &amp; Fairest – Alexander Huggins Leading Goalkicker – Ryan McClelland (22 goals) <b>Under 19's– Division One</b> 5<sup>th</sup> – 7 wins, 8 losses Best &amp; Fairest – Brayden Tos Leading Goalkicker – Nathan Cooper (39 goals) <i>Club Person of the Year</i> – Jackie &amp; Wayne Keating</p>
<p><b>Penrith Rams</b> Senior Coach – Barry Denton <b>Seniors – Division One</b> 10<sup>th</sup> – 2 wins, 16 losses Best &amp; Fairest – Jake Pianta Leading Goalkicker – James Devlin (19 goals) <b>Reserves – Division Three</b> 2<sup>nd</sup> – 15 wins, 3 losses Best &amp; Fairest – Ben Mayer Leading Goalkicker – Mitchell Stevens (73 goals) <b>Thirds – Division Five</b> Grand Finalists (3<sup>rd</sup>) – 13 wins, 4 losses Best &amp; Fairest – Ross Donaldson Leading Goalkicker – Kevin Kirk (79 goals) <b>Under 19's– Division Two</b> 3<sup>rd</sup> – 9 wins, 7 losses Best &amp; Fairest – Jacob Field Leading Goalkicker – Angus Ehrl (18 goals) <b>Women's – Division Two</b> 3<sup>rd</sup> – 12 wins, 4 losses Best &amp; Fairest – Nikki Perrett Leading Goalkicker – Jessie Burnham (31 goals) <i>Club Person of the Year</i> – Christian Triffit</p> 	<p><b>Randwick City Saints</b> Senior Coach – Mitchell Rose <b>Seniors – Division Three</b> Premiers (1<sup>st</sup>) – 16 wins, 2 losses Best &amp; Fairest – Adrian Ireland Leading Goalkicker – Dimitri Garoufalis (60 goals) <b>Reserves – Division Four</b> 10<sup>th</sup> – 3 wins, 15 losses Best &amp; Fairest – Paul Higginson Leading Goalkicker – Todd Levings (14 goals) <b>Womens – Division Two</b> 6<sup>th</sup> – 6 wins, 10 losses Best &amp; Fairest – Kaya Thompson Leading Goalkicker – Rebecca Forance (7 goals)</p> 
<p><b>Southern Power</b> Senior Coach – Simon Closter <b>Seniors – Division One</b> 6<sup>th</sup> – 9 wins, 9 losses Best &amp; Fairest – Ryan King-Thornburg &amp; Liam Davis Leading Goalkicker – Daniel Turner (16 goals) <b>Reserves – Division Three</b> 9<sup>th</sup> – 3 wins, 15 losses Best &amp; Fairest – Pat Bird Leading Goalkicker – Michael Bellman (9 goals) <b>Under 19's– Division Two</b> 5<sup>th</sup> – 6 wins, 9 losses Best &amp; Fairest – Andrew Denoon Leading Goalkicker – Andrew Lynch, Riley Buckley &amp; Zachary Quinn (7 goals) <b>Women's – Division Two</b> Premiers (1<sup>st</sup>) – 16 wins, 0 loss Best &amp; Fairest – Kathryn Hull Leading Goalkicker – Ashlee McClure (29 goals) <i>Club Person of the Year</i> – Ryan King Thornburg &amp; Lauren Hodgson</p> 	<p><b>St George Dragons</b> Senior Coach – Terry Mudge <b>Seniors – Premier Division</b> 3<sup>rd</sup> – 12 wins, 5 losses, 1 draw Best &amp; Fairest – Karl Merson &amp; Alexander Wynn Leading Goalkicker – Nick Ryan (35 goals) <b>Seniors – Division One</b> 7<sup>th</sup> – 7 wins, 11 losses Best &amp; Fairest – Alex Brooks &amp; Chris Windle Leading Goalkicker – Jonathan Shineberg (35 goals) <b>Under 19's– Division One</b> Premiers (1<sup>st</sup>) – 12 wins, 3 losses Best &amp; Fairest – Cameron Kolster Leading Goalkicker – Jacob Stek (17 goals)</p> 

<p><b>Sydney Hills Eagles</b> Senior Coach – Peter Steer <b>Seniors – Premier Division</b> 9<sup>th</sup> – 4 wins, 14 losses Best &amp; Fairest – Scott Pierce &amp; Josh Cass Leading Goalkicker – Scott Pierce (19 goals) <b>Seniors – Division Two</b> 8<sup>th</sup> – 4 wins, 14 losses Best &amp; Fairest – Tim Kear Leading Goalkicker – Jared Patira (42 goals) <b>Under 19's– Division One</b> 7<sup>th</sup> – 2 wins, 14 losses Best &amp; Fairest – James Delaney, Issac Heath &amp; James Monks Leading Goalkicker – Jake Mindham (27 goals) <i>Club Person of the Year – David Arndt</i></p> 	<p><b>Sydney University</b> Senior Coach – Anton Turco <b>Seniors – Premier Division</b> 5<sup>th</sup> – 7 wins, 10 losses, 1 draw Best &amp; Fairest – Jack Casperson Leading Goalkicker – Evan Smith (34 goals) <b>Reserves – Division Two</b> Premiers (1<sup>st</sup>) – 16 wins, 2 losses Best &amp; Fairest – Ryan Kennedy Leading Goalkicker – Jeffrey Melville &amp; Peter Casey (27 goals) <b>Thirds – Division Three</b> 5<sup>th</sup> – 12 wins, 6 losses Best &amp; Fairest – Jack Edwards Leading Goalkicker – Gabriel Robbie (39 goals) <b>Fourths – Division Four</b> 3<sup>rd</sup> – 10 wins, 8 losses Best &amp; Fairest – Alex Harmer Leading Goalkicker – Roger Snodgrass (42 goals) <b>Fifths – Division Five</b> 5<sup>th</sup> – 9 wins, 8 losses Best &amp; Fairest – Martin Ring Leading Goalkicker – Paul Oscar (17 goals) <b>Under 19's– Division One</b> 6<sup>th</sup> – 3 wins, 13 losses Best &amp; Fairest – Vincent Barwick Leading Goalkicker – Nik Dale (27 goals) <i>Club Person of the Year – Mitche Harmer</i></p> 
<p><b>Sydney University Women's</b> Senior Coach – Yucel Celenk <b>Womens – Division One</b> Premiers (1<sup>st</sup>) – 15 wins, 0 loss Best &amp; Fairest – Jennifer Lew Leading Goalkicker – Stephanie Walker (14 goals)</p> 	<p><b>UNSW/ES Bulldogs</b> Senior Coach – Daniel Lynch <b>Seniors – Premier Division</b> 6<sup>th</sup> – 7 wins, 11 losses Best &amp; Fairest – Jeremy Daniher Leading Goalkicker – James Pascoe (23 goals) <b>Reserves – Division One</b> 9<sup>th</sup> – 3 wins, 13 losses, 1 draw Best &amp; Fairest – Nick McGann Leading Goalkicker – Brady Dunn (10 goals) <b>Thirds – Division Two</b> 10<sup>th</sup> – 1 wins, 17 losses Best &amp; Fairest – Mitchell Brown, Hamish McLean, Ben Trevaskis Leading Goalkicker – Hamish McLean (15 goals) <b>Fourths – Division Four</b> 5<sup>th</sup> – 10 wins, 8 losses Best &amp; Fairest – Scott Gentle Leading Goalkicker – David Backler (27 goals) <b>Fifths – Division Five</b> 6<sup>th</sup> – 6 wins, 11 losses Best &amp; Fairest – Jake Reid Leading Goalkicker – Sam Wright (36 goals) <b>Under 19's– Division One</b> 3<sup>rd</sup> – 10 wins, 6 losses Best &amp; Fairest – Tom Dickson Leading Goalkicker – Jack Erickson (17 goals) <i>Club Person of the Year – Mark McDonald</i></p> 

<p><b>UNSW/ES Stingrays</b> Senior Coach – Tracey Kick <b>Womens – Division One</b> Grand Finalists (2<sup>nd</sup>) – 10 wins, 5 losses Best &amp; Fairest – Melita Morriss Leading Goalkicker – Jemma Still (17 goals) <b>Womens – Division Two</b> 7<sup>th</sup> – 5 wins, 11 losses Best &amp; Fairest – Erin Hodson Leading Goalkicker – Ciska Van Schalkwyk &amp; Emma Hollo (4 goals)</p> 	<p><b>UTS</b> Senior Coach – Alan Kymantis <b>Seniors – Premier Division</b> 10<sup>th</sup> – 3 wins, 14 losses, 1 draw Best &amp; Fairest – Josh Maddox Leading Goalkicker – Adam Baker (38 goals) <b>Reserves – Division One</b> Grand Finalists (3<sup>rd</sup>) – 12 wins, 6 losses Best &amp; Fairest – Lucas Harry Leading Goalkicker – Harold Sleigh (20 goals) <b>Thirds – Division Two</b> 9<sup>th</sup> – 2 wins, 16 losses Best &amp; Fairest – Rod Weeks Leading Goalkicker – Rod Weeks (16 goals) <b>Fourths – Division Four</b> Premiers (1<sup>st</sup>) – 15 wins, 3 losses Best &amp; Fairest – Tyrone Burnet Leading Goalkicker – James Hedrick (26 goals) <b>Fifths – Division Five</b> 8<sup>th</sup> – 5 wins, 12 losses Best &amp; Fairest – Phil Anderson Leading Goalkicker – Andrew Cohen (18 goals) <i>Club Person of the Year</i> – Matt Rivett</p> 
<p><b>UTS Shamrocks</b> Senior Coach – Vanessa Mayer <b>Womens – Division Two</b> 4<sup>th</sup> – 11 wins, 5 losses Best &amp; Fairest – Christine McCutcheon Leading Goalkicker – Christine McCutcheon (32 goals) <i>Club Person of the Year</i> – Leanne McKenzie</p> 	<p><b>Western Suburbs</b> Senior Coach – Kevin Eynaud <b>Seniors – Premier Division</b> 4<sup>th</sup> – 11 wins, 6 losses Best &amp; Fairest – Lindsay Scown Leading Goalkicker – Taylor Williamson (42 goals) <b>Seniors – Division Two</b> 2<sup>nd</sup> – 15 wins, 3 losses Best &amp; Fairest – Daniel Lambert Leading Goalkicker – Christian Specha (49 goals) <b>Reserves – Division Three</b> 6<sup>th</sup> – 6 wins, 12 losses Best &amp; Fairest – Matthew Sarkies Leading Goalkicker – Jamal Steer (15 goals) <b>Under 19's – Division Two</b> Premiers (1<sup>st</sup>) – 14 wins, 1 loss Best &amp; Fairest – Ben Polley Leading Goalkicker – Thomas Amanatidis (19 goals) <i>Club Person of the Year</i> – Carlo Zoppo</p> 
<p><b>Wollondilly Knights</b> Senior Coach – Daniel Hockey <b>Seniors – Division Four</b> Grand Finalists (2<sup>nd</sup>) – 14 wins, 4 losses Best &amp; Fairest – Daniel Hockey Leading Goalkicker – Chad Fitzsimmons (28 goals)</p> 	<p><b>Wollongong Saints</b> Senior Coach – Shane Grenfell <b>Womens – Division Two</b> Grand Finalists (2<sup>nd</sup>) – 14 wins, 2 losses Best &amp; Fairest – Jessie Mulholland Leading Goalkicker – Catherine Stanton (52 goals)</p> 

## BENCHMARKING

### *Competition (excluding Women's)*

Year	Total Clubs	Total Teams	Total Playing No's	Senior Teams	Senior Playing No's	U19s Teams*	U19s Playing No's*
2014	23	74	2949	60	2417	14	532
2013	24	79	2977	62	2389	17	588
2012	23	80	3030	60	2361	20	669
2011	22	78	2914	59	2269	19	645
2010	22	71	2674	54	2097	17	577
2009	20	68	2451	49	1841	19	610
2008	20	63	2270	46	1739	17	531
2007	19	62	2155	45		17	

*\*Previously known as Under 18s*

### *Divisionalisation*

Divisionalisation was introduced in 2009 in an attempt to obtain more competitive competition across all grades.

This meant that the competitions became team based as opposed to club based.

### *Average Winning Margins*

	2007	2008	2009	2010	2011	2012	2013	2014
<b>Premier Division</b>	50	48	45	55	48	60	49	43
<b>Division One</b>	53	78	55	51	47	50	47	27
<b>Division Two</b>	78	69	70	54	45	43	61	55
<b>Division Three</b>	83	87	63	59	55	72	64	55
<b>Division Four</b>	77	72	75	64	45	57	50	41
<b>Division Five</b>					57	54	54	62
<b>U19 Division One</b>	61	42	65	55	43	67	65	45
<b>U19 Division Two</b>	50	47	59	71	66	61	36	49
<b>Women's Div One</b>								31
<b>Women's Div Two</b>								47

*Wins & Percentage (excluding Premier Division & U19s)*

<b>Wins</b>		<b>&lt;3</b>	<b>3-5</b>	<b>6-8</b>	<b>9-11</b>	<b>12-14</b>	<b>&gt;15</b>	<b>Teams</b>
2008	No	7	4	5	7	5	8	36
	%	19	11	14	19	14	22	
2009	No	6	8	5	8	6	6	39
	%	15	21	13	21	15	15	
2010	No	4	9	8	9	9	6	45
	%	9	20	18	20	20	13	
2011	No	6	7	10	11	11	3	48
	%	12	15	21	23	23	6	
2012	No	6	7	10	10	9	7	49
	%	12	14	20	20	18	14	
2013	No	7	6	10	11	12	4	50
	%	14	12	20	22	24	8	
2014	No	5	10	7	9	12	7	50
	%	10	20	14	18	24	14	
<b>Percentage</b>		<b>&lt;50</b>	<b>50-100</b>	<b>100-150</b>	<b>150-200</b>	<b>200-300</b>	<b>&gt;300</b>	
2008	No	8	8	6	5	5	4	36
	%	22	22	17	14	14	11	
2009	No	8	10	8	4	6	3	39
	%	21	26	21	10	15	8	
2010	No	7	15	8	8	5	2	45
	%	16	33	18	18	11	4	
2011	No	6	15	18	4	4	1	48
	%	13	31	38	8	8	2	
2012	No	8	16	13	2	8	2	49
	%	16	33	27	4	16	4	
2013	No	10	12	13	9	5	1	50
	%	20	24	26	18	10	2	
2014	No	6	17	11	11	4	1	50
	%	12	34	22	22	8	2	

*Club Success*

Club	Last Senior Finals	Last Senior Premiers	Last Any Premiers	Club	Last Senior Finals	Last Senior Premiers	Last Any Premiers
<b>Balmain</b>	2014	2014	2014 - Sen	<b>Blacktown</b>	2014	2013	2014 - Res
<b>Camden</b>	2014	Nil	Nil	<b>Campbelltown</b>	2009	1999	2011 – U18s CC
<b>Gosford</b>	2013	Nil	Nil	<b>Holroyd-Parra</b>	2014	2001	2001- Sen
<b>Illawarra</b>	2004	2004	2004- Sen	<b>Macquarie Uni</b>	2014	2009	2009- Sen
<b>Manly Warringah</b>	2014	2014	2014 - Sen	<b>Moorebank</b>	2013	2010	2011 – Res
<b>Nor West</b>	2014	2006	2006- Sen	<b>North Shore</b>	2013	2007	2009- U18s PC
<b>Pennant Hills</b>	2014	2008	2013 – U18s D1	<b>Penrith</b>	2012	2011	2012- Res
<b>Randwick City</b>	2014	2014	2014 - Sen	<b>Southern Power</b>	2013	2013	2014 – Wom D2
<b>St George</b>	2014	1993	2014 – U19s D1	<b>Sydney Hills</b>	2011	2011	2012- U18D1
<b>Sydney Uni</b>	2014	2005	2014 - Res	<b>UNSW/ES</b>	2013	2012	2012-Sen
<b>UTS</b>	2010	2010	2014 – Div 4	<b>Western Suburbs</b>	2014	1996	2014 – U19s D2
<b>Wollondilly</b>	2014	2014	2014 - Sen				

**AFL Sydney Survey Results**

1. Overall, how would you rate the preparation by AFL Sydney for the 2014 season?

<b>Responses</b>	<b>Poor</b>	<b>Average</b>	<b>Good</b>	<b>Very Good</b>	<b>Excellent</b>	<b>Rating Avg</b>
21	0	0	5	14	2	3.86

2. How would you rate the communication provided by AFL Sydney?

<b>Responses</b>	<b>Poor</b>	<b>Average</b>	<b>Good</b>	<b>Very Good</b>	<b>Excellent</b>	<b>Rating Avg</b>
21	0	0	6	9	6	4.00

3. How would you rate the performance of the AFL Sydney Operational staff?

<b>Responses</b>	<b>Poor</b>	<b>Average</b>	<b>Good</b>	<b>Very Good</b>	<b>Excellent</b>	<b>Rating Avg</b>
21	0	0	2	8	11	4.43

4. How would you rate the fixturing process by AFL Sydney?

<b>Responses</b>	<b>Poor</b>	<b>Average</b>	<b>Good</b>	<b>Very Good</b>	<b>Excellent</b>	<b>Rating Avg</b>
21	0	1	6	12	2	3.71

5. How would you rate AFL Sydney Meetings?

<b>Responses</b>	<b>Poor</b>	<b>Average</b>	<b>Good</b>	<b>Very Good</b>	<b>Excellent</b>	<b>Rating Avg</b>
21	1	3	12	4	1	3.05

6. How would you rate AFL staff on understanding of by-laws, policies and processes?

<b>Responses</b>	<b>Poor</b>	<b>Average</b>	<b>Good</b>	<b>Very Good</b>	<b>Excellent</b>	<b>Rating Avg</b>
21	0	1	1	12	7	4.19

7. How would you rate the presentation of AFL Sydney Grand Finals?

<b>Responses</b>	<b>Poor</b>	<b>Average</b>	<b>Good</b>	<b>Very Good</b>	<b>Excellent</b>	<b>Rating Avg</b>
21	0	0	3	15	3	4.00

8. How would you rate the Phelan Medal Night?

Responses	Poor	Average	Good	Very Good	Excellent	Rating Avg
20	0	5	5	4	6	3.55

9. How do you rate the information provided on the AFL Sydney website?

Responses	Poor	Average	Good	Very Good	Excellent	Rating Avg
19	0	1	5	12	1	3.68

10. How would you rate the game day environment for AFL Sydney competitions?

Responses	Poor	Average	Good	Very Good	Excellent	Rating Avg
21	0	2	17	2	0	3.00

11. Please rate the performance of AFL Sydney Umpires?

Responses	Poor	Average	Good	Very Good	Excellent	Rating Avg
20	2	7	9	2	0	2.55

12. When thinking of the umpiring group as a whole, how would you rate the umpiring groups ability to manage matches?

Responses	Poor	Average	Good	Very Good	Excellent	Rating Avg
20	1	8	8	3	0	2.65

13. And then how would you rate the umpiring groups approachability pre and post match?

Responses	Poor	Average	Good	Very Good	Excellent	Rating Avg
20	0	6	7	7	0	3.05

14. Please rate the performance of AFL Sydney Club Umpires?

Responses	Poor	Average	Good	Very Good	Excellent	Rating Avg
19	1	9	6	3	0	2.58



15. How would you rate your understanding of the process of umpire appointments?

Responses	Poor	Average	Good	Very Good	Excellent	Rating Avg
20	5	11	3	1	0	2.00

16. Do you believe the umpire appraisal forms are relevant?

Responses	Yes	No	Rating Average
20	9	11	1.45

17. How would you rate your understanding of the match day reporting process?

Responses	Poor	Average	Good	Very Good	Excellent	Rating Avg
20	1	2	5	7	5	3.65

18. How would you rate your understanding of the citing process?

Responses	Poor	Average	Good	Very Good	Excellent	Rating Avg
20	2	5	5	8	0	2.95

19. When thinking of the umpiring group as a whole, how would you rate the umpiring groups ability to manage matches?

Responses	Poor	Average	Good	Very Good	Excellent	Rating Avg
20	3	5	6	6	0	2.75

20. How would you rate the performance of the independant AFL Sydney Tribunal?

Responses	Poor	Average	Good	Very Good	Excellent	Rating Avg
20	1	5	10	4	0	2.85