



# 2013 ANNUAL REPORT

18 51  
4th QTR

28:45

**Manly Warringah 11·14· 80**

**Pennant Hills 11· 6 · 72**



## **CONTENTS**

AFL Sydney 2013 Officials	2
AFL State Manager – AFL NSW/ACT Development's Report	3
Football Operations Manager's Report	4
Sponsorship/Approved Suppliers	8
AFL Sydney Umpiring Group Report	9
Representative Football	11
Phelan Medal	17
Phelan Medallist	19
AFL Sydney Rising Star	20
Volunteer of the Year	22
Hall of Fame	23
Club Championship Award	24
AFL Sydney Team of the Year	25
Finals	27
Finals Match Results	29
Grand Final Photos	39
Club of the Year Program	40
Digital Sports	41
Football Record	41
Photography	41
Tribunal	42
2013 Premiers	43
2013 Grand Final Best on Ground Winners	44
2013 Miscellaneous Awards	44
2013 Leading Goal Kickers	46
2013 League Best and Fairest	47
2013 Competition Ladders	60
From the Vault	63
2013 Home and Away Results	64
Club Statistics	101
Benchmarking	107

*Photos in the Annual Report courtesy of Michael Vettas Photography*

# AFL SYDNEY

## 2013 OFFICIALS

### **Football Operations Manager**

Matthew Graham

### **AFL Sydney Manger**

David Lawson

### **Community Football Manager**

Taleah Neowhouse

### **Tribunal Panel**

Brian Langton (Chair)  
Chris Raper  
Barry Richardson  
Richard O'Keefe  
Kim Perry  
Tony O'Donnell  
Jason Downing  
Daniel Reiss

### **Appeals Board**

Peter Hastings (Chair)  
Alec Leopold  
Tim Barling  
Trish McDonald

### **Investigations Officer**

Graeme Merkel

## **Representative Staff**

	<b>Seniors</b>	<b>Development</b>
<b>Coach</b>	Rhys McAlister	Chris Hughes
<b>Asst Coaches/</b>	Jon Hayres	Michael Tapping
<b>Selectors</b>	Chris Yard	Kieran Donohue
<b>Selector</b>	Matthew Graham	
<b>Selector/Manager</b>	Adrian Raftery	Luke Turner
<b>Captain</b>	Matthew Carey	Matthew Thomas
<b>Physios</b>	James Sutherland	
	Jim Kazaglis	
<b>Trainers</b>	Russell Penton	

## **Hall of Fame Members**

Ralph Roberston, Jack Dean, Stan Milton, Roy Hayes, Jimmy Stiff, Jack Williamson, Harry Free, Col Harris, Billy McKoy, Rod Podbury, Ellis Noack, Cec Quilkey, Jack Armstrong, John Hardy, Frank Dixon, Rod Miles, Bryan Tyler, Dan Wilson, Ray Moore, Alf Penno, Ian Allen, John Grose, Anthony Quinn, Chris O'Dwyer, Graeme Sambrook, Paul Bouchier, Simon Wilson, William Cottis, Ralph Turner, Bob Sterling, Trevor Burnett, Jarrod Crosby, Jaret Hogarth, Jason McPherson, Cliff Matson, Barnaby Howarth, Lindsay Hetherington

## **Life Members**

Pat Hayes, Ellis Noack, Mark Rendell, John Armstrong, Peter Physick

## **AFL NSW/ACT GENERAL MANAGER – NSW/ACT DEVELOPMENT'S REPORT**

This year's AFL Sydney season marked an important turning point in the competition's history, with renewed focus on developing long-term strategies to improve its quality and efficiency; and increase opportunities for players, coaches and clubs to grow and succeed.



Following the landmark AFL Sydney Health Check study completed in 2012, we have seen the implementation of a number of initiatives designed to achieve the outcomes that were identified by the AFL Sydney community. The formation of the first AFL Sydney Strategy Group this year represents an important step forward for the collaborative and equitable improvement of the competition, and we are confident this will be an important foundation from which we can develop.

As a state sporting body, we tend to focus on achievement in the elite levels of competition; and recognise those who have reached the pinnacle of our sport. This, however, should not serve to take the spotlight away from the underpinning structures that assist our talented players through their journey to the top. Competitions like AFL Sydney are vital parts in this player pathway, and should be recognised for the role they play in the football community at large. For this reason, we are working hard to ensure that all facets of this competition are in the best state to serve players, coaches and clubs to achieve success.

Football plays an important role in the wider community, and AFL Sydney has always balanced the aspirations of talented players with the enjoyment and experience of the community club player. Clubs of all sports bring communities closer together, and it must be recognised that there will always be diversity in the motivations of all participants.

This year has seen the competition make some important changes to the development pathway for the young players transitioning from junior to senior football, and these changes will ultimately be seen in strong, healthy clubs across Sydney in the years to come.

One of the great success stories of 2013 that must be mentioned is the Manly-Warringah Wolves, who were elevated this year to Premier Division. After a remarkable winning streak spanning two seasons, they took out the Premiership and saw one of their brightest talents, Tyrone Armitage, win the Phelan Medal for Best and Fairest – with the club taking Club of the Year honours on the same night. The future is certainly bright for the club, who also took out the Under 18 Division 2 Premiership this year.

It was the biggest year on record for the AFL Sydney Women's competition, who fielded teams in two divisions for the first time ever. Sydney University took out the Division 1 Grand Final, beating the 2012 Premiers the Balmain Dockers in decisive fashion. Division 2 was won by Macquarie University, a deserving win after the team was the only AFL Sydney team to have an undefeated season in 2013.

It was wonderful to see the Pennant Hills team take out the Under 18 Division 1 Premiership, one of our most successful clubs in producing top AFL talent in the state, truly a remarkable place.

Congratulations also to Randwick City (Division Five), Pennant Hills (Division Four), Blacktown (Division Three), Sydney Uni (Division Two) and the Southern Power (Division One) who claimed titles over UTS, Sydney Uni, Randwick City, Manly-Warringah and UNSW-ES respectively.

Thank you to the umpires, who each weekend strive to officiate with fairness and balance, and without whom we would be unable to play. Their involvement is key to our success as a competition and they should be recognised not just at year end, but throughout the seasons. I would also like to recognise Matt Graham and David Lawson, whose tireless work throughout the year has brought us another fantastic season of competition.

Finally, thank you also to everyone who has played a role in making this season a success - players, supporters, club sponsors and the countless volunteers that go into running a club. Your contributions are vital to the health and success of our wonderful game. It has been a privilege in my time here at AFL NSW/ACT to have met many of you, and on behalf of the organisation I would like to express my utmost gratitude for your contribution to helping make our game great in Sydney.

**Tom Harley**  
**General Manager – AFL NSW/ACT**

## **FOOTBALL OPERATIONS REPORT**



2013 saw significant change for AFL Sydney and yet another highly competitive premiership season across the grades.

Prior to the 2013 season commencing there were some big shoes to fill as a new look AFL Sydney team was appointed led by AFL Sydney Manager David Lawson, myself and Kirsty Garrard as the part time Football Operations Coordinator. These new appointments followed the AFL Sydney Health Check study completed the year

before. Apart from a new look structure there were a number of new initiatives rolled out which were designed to achieve the outcomes that were identified by the AFL Sydney community. This also included the formation of the first AFL Sydney Strategy Group which is chaired by Deputy General Manager Craig Bolton. One of the first decisions made by the Strategy Group was to endorse the Under 18 competition moving to Under 19's. Similar such strategies will be seen in the New Year.

On reflection, the biggest story of the 2013 season was undoubtedly Manly-Warringah's promotion to Premier Division. Following two dominant seasons in Division One, Manly-Warringah was promoted to the Premier Division competition taking the total number of teams to 12. Few gave the Wolves much chance in their first year in the top league however Manly-Warringah took all before them, firstly claiming the minor premiership, then claiming the Phelan Medal only to top the lot by claiming the Premier Division flag in what can only be described as a fairytale season for the club from the Northern Beaches.

In total, 62 senior men teams, 12 women's teams and 17 Under 18 teams contested AFL Sydney competitions in 2013 across ten divisions of football. For the first time ever the Women's competition was split into two divisions which on review was a great decision with much more competitive matches throughout which in turn should lead to an increase in numbers in future years.

Season 2013 saw another even distribution of premierships with eight different clubs winning the ten divisions of football with only Manly-Warringah and Pennant Hills claiming two flags.

In the top division we saw a much more even competition in 2013 as some of the sides which had struggled in previous years making up ground on the top sides. In the end only 2.5 wins separated the minor premiers (Manly-Warringah) from 5<sup>th</sup> position (UNSW/ES). In fact, the minor premiership came down to the final match of the home and away season as North Shore met Manly-Warringah with the winner to claim the minor premiership. It was a memorable match at Weldon Oval as the two clubs played off for the inaugural Bendigo Bank Cup (which was presented by TV personality David Koch) with the Wolves comfortably winning to cap off a remarkable home and away season. Manly's year also included the clubs First Grade side stretching their unbeaten winning streak to an amazing 40 matches spanning across 3 seasons before they finally fell to 6<sup>th</sup> place Western Suburbs midway through the season.

At the other end of the Premier Division table, Illawarra and Sydney Hills Eagles only managed to claim one win apiece while a tumultuous year for Balmain saw them drop from the previous years runner-up to only manage three wins for the year. Campbelltown, Sydney University and Western Suburbs were the big improvers and were not far from finals contention.

An extremely even final series saw last years Premiers UNSW/ES fall to Pennant Hills in the Elimination final with the Demons then going on a winning streak with sudden death victories over the luckless North Shore and then St George only to fall agonisingly close in the final match of the year where at one stage they were 11 points up in the final quarter. In the end the Wolves never say die attitude saw them claim an amazing 8 point victory and become the only side in AFL Sydney history to have been promoted to the top league and win it in their first season.

The second year of the AFL Sydney Women's competition saw further integration into the Men's competition as the Grand Finals were played alongside each other at Blacktown International Sportspark. In a positive sign of how well the integration went in the first year, the Transitional Committee which was set up to work through any potential issues was disbanded as all women's clubs seamlessly entered AFL Sydney.

With a Randwick City entering the competition in 2013 to become the twelfth women's team and with a clear gap between the top 6 sides and the bottom 6 sides a decision was made to split the teams in two and create two divisions. The top division saw reigning Premiers Balmain compete against Sydney University, UNSW-ES, Newtown, Western Wolves and Wollongong. Balmain Dockers just failed to claim a rare three peat as Sydney University claimed the minor premiership and the finished the season in style with a comprehensive Grand Final victory over Balmain.

The Division Two competition ended up being a one way affair as Macquarie University claimed the Grand Final with victory over Southern Power. In doing so Macquarie University were the only AFL Sydney team across the 10 divisions to complete an undefeated Premiership season.

At the conclusion of the season the other premierships went to Southern Power (Div One), Sydney University (Div Two), Blacktown (Div 3), Pennant Hills (Div 4), Randwick City (Div 5), Pennant Hills (Under 18 Div One) and Manly-Warringah (Under 18 Div Two).

Capping off a their fine year and the premiership for the senior team, Manly-Warringah clearly took out the Club Championship award for the second year running with UNSW/ES just pipping St George for second position.

The Club of the Year program was again in place in 2013 to reward those clubs who achieve administration excellence. UNSW/ES were the leaders in this department with St George not far behind. In total this year \$20,561 was returned to the clubs under this program.

The draft draw for all competitions was issued to clubs just prior to Christmas 2012 utilising the AFL Software. Prior to the draft draw being finalised clubs were able to make limited fixture requests based on ground availability and preferred home matches and opponents. Once the draft draw was sent to clubs they had the opportunity to request the day and times for their home games. The season commenced on the weekend of 6<sup>th</sup> / 7<sup>th</sup> April with the final home and away matches played on the 24<sup>th</sup> / 25<sup>th</sup> August.

As in previous years, with a team based competition structure, extensive work is required to ensure that club splits were minimised. Whilst this was achieved as much as possible, all clubs at some stage throughout the season had a weekend where their sides were spread far and wide. Full credit must go to the clubs who overcome these obstacles with a minimum of fuss despite the pressure it places on the club resources.

Premier Division, Men's Divisions One to Four and Under 18's Division Two all consisted of 18 rounds of football while Division Five was a 16 round competition. The Under 19 competition which consisted of 11 teams played a 20 round competition with 18 home and away matches. Both Women's Divisions played a 15 round home and away season however wet weather meant that outside of Premier Division, many teams were not able to play every round.

In the men's divisions, four weeks of finals were required for all competitions excluding Under 18 Division Two which was a three week final series with the Premier Division, Division One and both Under 18s division Grand Finals played on Saturday 21<sup>st</sup> September at Blacktown International Sportspark. Divisions Two, Three, Four and for the first time Womens Division One played their Grand Finals on Saturday 14<sup>th</sup> September also at Blacktown, whilst the Women's Division Two and Men's Division Five Grand Final's were played at BISP on Sunday 8<sup>th</sup> September.

Throughout the season a number of AFL Sydney stalwarts chalked up significant milestones including UNSW/ES's Brett Roberts who played his 400<sup>th</sup> AFL Sydney match in his sides Division One Preliminary Final win against UTS.

Representative football again played a significant role within AFL Sydney. The Rep program saw the AFL Sydney senior team take on AFL Cairns on the Saturday of the Queens Birthday Weekend in the biennial clash between the two leagues. AFL Cairns proved to be too strong again as they defeated AFL Sydney by 20 points. The following day the AFL Sydney Development Team took on the strong Riverina FL and in a brilliant game of football AFL Sydney led all day until the dying minutes when a late goal from Riverina saw them snatch a 5 point victory over a gallant Development Team. While there was no AFL Sydney women's team,

AFL Sydney were represented in the NSW side that played in the National Championships in Cairns. Despite not winning a match, the side performed admirably in the Division One pool. Of note was that Courtney Gum was not only selected in the All Australian Side but also won the tournaments MVP.

2013 was also a landmark year for former AFL Sydney players making AFL lists. Names such as Dane Rampe, Kieran Jack and Sam Naismith were all selected as rookies with the Sydney Swans in the draft held in November 2012. Most impressive has been 2012 Phelan Medallist Dane Rampe. After being invited to do a preseason with the Swans, Rampe impressed all involved to not only gain rookie selection but then be upgraded to the senior list and made his AFL debut in the opening round of the 2012 AFL season against the GWS Giants. Dane went on to play 23 games in the 2013 season including both of Sydney's finals matches which is an achievement the AFL Sydney community is extremely proud of.

Once again, during the season players from AFL Sydney clubs had the opportunity to play for the Sydney Swans Reserves and GWS Giants as top up players. Both the Sydney Swans Reserves and GWS Giants present the players with fantastic opportunities. The clubs are to be congratulated for supporting the process and, although at times the provision of players was inconvenient, they still managed to support both clubs.

The Pathway Policy continued in 2013 with much less angst than in previous year and while there remains differing views on the policy, we consider this policy is important in developing relationships between senior and junior clubs as well as ensuring that the Under 18s (soon to be Under 19's) competition continues to grow and improve across all clubs.

Umpires were again supplied by the NSWAF Umpires Association under the existing CBA Agreement, and we thank them for their support. 2013 saw a strengthening relationship between the two parties which we thank the association for, in particular President Will McArthur and his committee.

Club Umpires again played an important role within AFL Sydney with insufficient umpiring numbers to fill all grades. Club umpire training was conducted by Graham Glassford and Carl Fletcher with sessions held prior to the season as well as one session during the year. The general feedback regarding the quality of club umpires was encouraging. This process will continue in years to come.

The Prescribed Penalty System (PPS) continued in 2013. The system meant that players who were reported were given the option of taking a set penalty rather than appearing before the tribunal. The reporting umpire completed a report template which was then assessed and converted into points and subsequently the penalty that the player would be offered under the PPS. 2013 saw a significant increase in reportable offences (101 up from 71 in 2012) of which ninety four were offered a Prescribed Penalty. Of the ninety four Prescribed Penalties offered, fifty eight players opted to take the Prescribed Penalty.

A number of breach notices were issued for "Possible Breaches of the By-Laws". These included playing ineligible players, match day management issues and playing an Under-age player.

AFL Sydney did not need to make use of the AFL NSW/ACT Appeals Committee in 2013 however there was one appeal which the Committee chose not to hear.

The Phelan Medal Presentation Dinner was once again the off-field highlight of the year, with over 500 people attending the gala event at Doltone House, Pyrmont. Congratulations to all award winners and, in particular, Manly-Warringah's Tyrone Armitage on winning the Phelan Medal. This individual honour capped off a fine season for the Manly-Warringah captain who five days later held aloft the Bill Hart trophy as Premier Division premiers. It was a thrilling vote count as Tyrone polled 3 votes in the final round to claim the medal by one vote over North Shore's Sam Carruthers. Wollongong Saints player Maddie Collier took the top honour in the Women's Division One competition one vote ahead of Courtney Gum. Courtney Gum was awarded the Howarth Trophy as AFL Sydney's Representative Player of the Year, the first time the award has been won by a female. Courtney was not only awarded the Nationals Most Valuable Player and selected in the All Australian side but she was also selected in the inaugural AFL Women's draft for the Melbourne Demons. Her selection saw her and Jennifer Lew participate in the first ever

Womens AFL match as part of Women's Round. The highlight of the night outside of the Phelan Medal count was the feature video piece on Barnaby Howarth. This was an inspirational story of an AFL Sydney legend that had his playing days cut short only to return in his club Pennant Hills Division Four side this year to play his 100<sup>th</sup> club game. The day itself was captured on film and the interviews and edit produced a moving and inspirational piece. Following the video Barnaby was deservedly inducted into the AFL Sydney Hall of Fame to a standing ovation. Western Suburbs Bill Hetherington was also inducted into the Hall of Fame thanks to his amazing career.

Media Exposure was increased in 2013 however this is always a challenge in the Sydney market. Special thanks must go to Luke Turner, Lindsay Clement-Meehan and Alison Zell, as well as club personnel; AFL Sydney is well represented in the Regional papers. In the National papers our scores are included each Monday whilst the Daily Telegraph printed the Premier Division teams in Saturday's edition as well the Premier Division Goal Kickers and Best Players and all our Division scores in Monday's paper.

The AFL Sydney Football Record was once again published for all home and away rounds and finals weeks. With reduced resources in 2013 the record content was cut back slightly from previous years. We thank all clubs for their contributions and acknowledge the work completed by Kirsty Garrard and then Scott Burkinshaw to pull it together on a weekly basis.

The AFL Sydney website was again the main source of information for the competition. The website also undertook an upgrade during the 2013 season which was a result of popularity of the website in 2012. The new look website saw a fresher image which was well received by the majority of the community. The AFL Sydney website saw 2,556,027 page requests between 1 January and 30 September 2013, an increase on 2012 of 14.1% which placed AFL Sydney in the top fifteen most viewed Sporting Pulse websites in Australia and clearly the most within NSW/ACT.

Social Media in the form of the AFL Sydney Face book and Twitter accounts saw significant growth in 2013. The use of these platforms in 2013 attempted to not only is a valuable information tool but also to have more interaction with the AFL Sydney networks. This strategy saw Facebook followers increase from 605 to 1186 while Twitter followers almost doubled from 485 to currently over 900.

The AFL Sydney Match of the Week continued to be streamed live each week through the AFL Sydney website as well as the AFL Sydney Youtube channel. A big thank you goes to Craig Abercrombie from Digital Sports for the quality productions of the Match of the Week, the Phelan Medal and the finals series.

The AFL Sydney season saw another successful year due to the hard work of a number of dedicated staff and volunteers who I would like to thank for their assistance in my first year in the role, namely David Lawson, Andrew Knott, Kirsty Garrard, Scott Burkinshaw, Luke Turner, Tom Harley, Craig Bolton, Bob Robinson, Graham Glassford and the Umpiring Group, Club Presidents and their committees along with the AFL NSW/ACT Management Team.

**Matthew Graham**  
**AFL Sydney Football Operations Manager**



### **SPONSORSHIP/APPROVED SUPPLIERS**

AFL NSW/ACT was again the major contributor to the funding of the AFL Sydney competition.

As part of the AFL NSW/ACT Licence Agreements, AFL Sydney was able to benefit by way of assistance for resources such as Footballs, Representative gear and medical supplies. Clubs were able to benefit by way of cheaper prices due to the AFL's buying power.

In 2013 AFL NSW/ACT continued more cost effective process for ordering footballs via a centralised ordering system. Rather than each club sourcing their own Sherrin footballs they could now place an order with the AFL who would then in turn place a bulk order with Sherrin and arrange for distribution of the footballs.

In 2013 the Approved Suppliers were:

***Apparel:***

- KooGa, Kombat, JS Sports, Cougar Sportswear, PowerPlay Sports, Graphpak

***Football:***

- Sherrin

***Medical:***

- Club Warehouse, Beiersdorf

***Sports Supplies:***

- Hart Sport, PILA

***Drinks***

- Coca-Cola

***Compression Garments:***

- 2XU



## Annual Report – Sydney AFL Umpiring Group



Umpiring within the AFL Sydney region stabilised this year after the NEAFL competition being in operation for the previous two years which had a dramatic impact with the best umpires moving into the State League competition.

For the 2013 season it was decided to change the training requirements for the umpires with umpires being required to attend one night each week and having alternate locations with the North Sydney training base being used on Tuesday and Blacktown on a Thursday. This created a greater coaching consistency with the coach being able to deliver the same message to umpires on each of the training nights.

Umpire numbers remain static however it should be noted that the numbers reflect umpires that are primarily an AFL Sydney umpire. Over the season eight out of the nine A Squad Regional Umpires were regularly umpiring in the Senior competition. Towards the end of the season a number of B Regional Squad umpires debuted primarily in the Under 18 competition.

To assist with umpire development the South Coast Umpires were invited to umpire AFL Sydney U18 games played in Wollongong. This proved to be a great success in not only adding to the numbers being appointed, easing the travel burden on young umpires but also discovered some very promising youth umpires.

The table below lists umpire numbers per discipline spanning the last five seasons.

	2009	2010	2011	2012	2013
<b>Field</b>	68	72	66	56	57
<b>Boundary</b>	18	27	26	24	19
<b>Goal</b>	22	25	17	28	31

Club Field Umpires continue to play an important role in officiating games every weekend. Four workshops were conducted during the season, three prior to the season and one mid season with over 200 people attending these. This AFL Club Umpire Program was introduced for all Club Field Umpires in 2013. It is designed to enable people across the football community to gain knowledge and skills in umpiring and to have their competence in the role on match day confirmed.

Every two years umpires are surveyed on a number of areas of the game. It is very pleasing to note that the responses in relation to behaviour of players and club officials are positive. There is still some work to go with coaches behaviours towards umpire with a more neutral response from the umpires.

Over the course of 2013, a number of Umpires were selected for higher appointments as part of the development pathway. Those Umpires were:-

### AFL Sydney vs. AFL Cairns

Field: Carl Fletcher, Lachlan McDonald  
Boundary: Patrick Cran, Anthony Mitchell, Fahri Ozturk  
Goal: Oliver Becroft

### NAB U16 National Championships

Field: Jackson Stokes

A small group of dedicated coaches worked hard with the umpires over the season to ensure that each match played was serviced in a manner the game expects but to also work with each of the individual umpires to ensure their own development needs.

This year the Umpires Coach ensured that all field umpires had a match day observation and coaching. Given the small number of coaches to have succeeded in achieving this benchmark is a testament to the coaches' commitment

Umpires Coach  
Assistant Field Umpires Coach  
Boundary Umpires Coach  
Match Day Coaches

Sports Scientist

Ashley Thomas  
Glen Callaghan  
Angus Heritage  
George Acland, Nick Angelos,  
Richard Cox, Chris Hayter  
Michael Rennie

## **REPRESENTATIVE FOOTBALL**

The 2013 Men's AFL Sydney Representative program was similar to previous years with both the Senior side and Development side playing against quality opposition. The Seniors hosted AFL Cairns at Blacktown International Sportspark on the Saturday of the June Long Weekend while the Development Team travelled to Wagga to take on the strong Riverina League the following day. While there was no AFL Sydney women's team in 2013, the NSW Women's side which played in the National Championships in Cairns was made up only with the cream of AFL Sydney Women's players.

At the start of the 2013 season the coaching and support staff positions for both the Senior and Development teams were advertised to the AFL Sydney community. Following receipt of applications Rhys McAlister was appointed as the Senior coach while Chris Hughes was reappointed as coach of the Development side after a successful 2012 program.

Rhys McAlister was ably assisted by Chris Yard, Jon Hayres and Neil Brunton while Chris Hughes was assisted by Kieran Donohue and Michael Tapping. Adrian Raftery acted as the Senior Team Manager with Luke Turner acting as the Team Managers. The full coaching panel for both squads along with Matthew Graham were involved in the selection process. 2013 once again saw Premier Division players only eligible for the Senior Squad while the Development Squad was opened up for Division One and for the first time Division Two players giving these players the opportunity to play representative football.

A representative of the selection panel attended many of the Premier Division and Divisions One and Two games in the lead up to selection and players were advised of their selection by phone and also a follow up email. From the original squad there were a number of players who withdrew during the representative program for varying reasons.

Both squads trained a total of three times each with the Seniors at Blacktown International Sportspark while the Development Squad trained twice at Lakeside Oval opposite the SCG with the final session at Blacktown International Sports Park. Each training session was attended by one of James Sutherland from Balmain Physiotherapists staff to ensure that all injuries and ailments were well managed which was very much appreciated by the players.

After the final training run, the players enjoyed light refreshments and the players and officials were presented with their playing gear, representative shirt and jacket by AFL NSW/ACT Deputy General Manager Craig Bolton. During the presentations Matthew Carey was named as captain of the Senior Team while Matt Thomas was named as captain of the Development Squad.

All players and officials were required to wear their team shirt, black dress pants and black shoes to their game. This requirement was completed without exception and presented a positive image for AFL Sydney.

The Development Squad travelled to Wagga Wagga by coach which departed on the Saturday morning of the long weekend and stayed at the Mercure Wagga overnight. The team was provided dinner on the Saturday night and breakfast at the hotel on the Sunday morning.

All players from both teams were also provided with a large selection of food and drink for lunch at the ground prior to their match.

Following the Seniors game against Cairns, all players and officials from AFL Sydney and AFL Cairns travelled to SKODA Stadium where the aftermatch presentation was done at halftime of the GWS Giants v Geelong Cats AFL match. The aftermatch presentation was combined with the NEAFL rep match presentation and included fingerfood and refreshments and was a great experience for all in attendance.

Following the Development Squad's match there was a brief presentation in the club rooms at Robertson Oval where finger food and refreshments were also provided before the team boarded the bus for the trip back to Sydney which arrived late on Sunday night.

There were a number of injuries sustained during both matches which saw those affected not complete the match. From the senior squad these included Matt Rawlinson (left abductor strain) and Sam Carruthers (wrist) while from the Development Squad Joshua Zoppo (dislocated

elbow) was taken away by ambulance while Adam Cook (groin) also failed to complete the match. Unfortunately some players missed club football in following weeks due to these injuries.

A big thanks must go to the coaching and support staff, in particular coaches Rhsy McAlister and Chris Hughes along with the diligent Team Managers Adrian Raftery and Luke Turner as well James Sutherland and his team for assisting in making the representative program for 2013 a huge success.

### **Seniors Match Report**

In a competitive match at Blacktown International Sportspark, AFL Cairns have once again taken the spoils over their southern rivals with a hard fought 20 point victory over AFL Sydney.

With an unusually early 9:30am start, conditions were slippery early for the match as both teams sized each other up. AFL Sydney hit the scoreboard first through Henry Mason however Cairns were quick to reply through start full forward Matthew Walsh. As the quarter progressed AFL Sydney appeared to be getting on top however a few skill errors saw AFL Sydney fail to capitalise on their dominance and found themselves 3 goals down at the first break. Cairns were playing much more direct and their efficiency in the forward 50, in particular from Walsh, was proving to be the difference.

When Cairns kicked the opening goal of the 2nd term to open up a 4 goal lead alarm bells may have been ringing for AFL Sydney however the southerners responded by kicking the next four goals of the term to take a 3 point lead into the main break. The Sydney run and carry through the middle had clicked into action as they cut up the Cairns side and looked in control of the match heading to the sheds. The slender 3 point lead to Sydney could well have more and it was something they would rue in the second half.

The third quarter proved to be the difference between the two sides as a rampant Cairns outfit booted 10 goals to 1 to put the result of the match beyond doubt. The intensity of the Cairns outfit lifted considerably led by Brenton Powell and Lukas Ehlich through the middle while Walsh up forward was grabbing absolutely everything and kicking truly. Adam Mueller was creating his own highlights reel taking some spectacular marks inside 50 and making no mistake with his finishing. Momentum is a very hard thing to stop in football and Cairns' was only stopped by the three quarter time siren. It was a truly dominant quarter which saw a 3 point deficit turn into 48 point lead.

With the side nine goals down and facing a big loss, Sydney were forced to make a few changes to the matchups and throw caution to the wind in the last quarter. The changes made and a play on at all costs attitude saw the Sydney side get some run back and peg the margin back however there were no nervous moments for the Cairns side despite Sydney kicking seven final quarter goals.

In the end the final margin was a comfortable 20 point win for Cairns who have now beaten Sydney in both encounters.

Following the match both teams travelled down the M4 to SKODA Stadium for the after match presentation where both sides enjoyed the GWS v Geelong AFL match. Alex Goodall of Pennant Hills was named as Sydney's Best on Ground.

The match itself was played in great spirits and was a great advertisement for representative football and both sides should be proud of their efforts.

AFL Cairns 4.1, 5.4, 15.8, 17.11 (113)

AFL Sydney 1.2, 5.7, 6.9, 13.15 (93)

#### **GOALS, AFL Cairns :**

M. Walsh 6, A. Mueller 3, S. Knott 2, S. Davies 2, D. Lock 1, L. Ehlich 1,  
B. Powell 1, M. Nuggin 1

#### **AFL Sydney :**

M. Carey 4, M. Edwins 3, K. Ericson 1, T. Armitage 1, J. Parmenter 1, H. Mason 1,  
N. Ryan 1, T. Wales 1

BEST, AFL Cairns :  
L. Ehlich, S. Davies, B. Powell, M. Walsh, D. Wearmouth, A. Boone

AFL Sydney :  
A. Goodall, A. Pirika, R. Plant, S. Lee-Steere, T. Armitage, M. Carey

**Umpires:** Carl Fletcher & Lachlan McDonald (Field), Angus Heritage & David Harding (Boundary), Taylor Mattioli & Ken Ray (Goal)

#### AFL Sydney Representative Team:

NAME	CLUB	NAME	CLUB
Matthew Round	Balmain	Alex Goodall	Pennant Hills
Kristian Ericson	Balmain	Tim Wales	Pennant Hills
Selby Lee-Steere	Balmain	Nick Ryan	St George
Matthew Edwins	Campbelltown	Hayden Nichols	UNSW/ES
Amua Pirika	Campbelltown	Joshua Parmenter	UNSW/ES
Tyrone Armitage	Manly Warringah	Ryan Plant	UNSW/ES
Douglas Hadden	North Shore	Max Collett	UNSW/ES
Sam Carruthers	North Shore	Matthew Rawlinson	UNSW/ES
Dale Fitzgerald	North Shore	Henry Mason	UNSW/ES
Ronald Wason	North Shore	Rory Miller	UNSW/ES
Matthew Carey	Pennant Hills	Matthew Lemme	UNSW/ES



**Back Row:** Matthew Graham (AFL Sydney), Tyrone Armitage, Josh Parmenter, Rory Miller, Doug Hadden, Matt Rawlinson, Hayden Nichols, Alex Goodall, Chris Yard (Asst. Coach), Jeremy Kiel  
**Middle Row:** Jon Hayes (Asst. Coach), Sam Carruthers, Ryan Plant, Matt Lemme, Selby Lee-Steere, Henry Mason, Nick Ryan, Kris Ericson, Amua Pirika, Matt Round, Neil Brunton (Asst Coach), James Sutherland (Physio)  
**Front Row:** Petre Koenig (Physio), Russel Penton (Trainer), Matt Edwins, Tim Wales, Adrian Raftery (Manager), Matt Carey (Capt), Rhys McAllister (Coach), Max Collett (VC), Dale Fitzgerald, Leigh Conway (Runner)

## ***Development Squad Match Report***

The AFL Sydney Development team today went agonisingly close to causing a huge boil over when they pushed the very strong Riverina team all the way to fall just 5 point short.

Prior to the match the Riverina side were unbackable favourites based on their strong side as well as the sides previous encounter two years ago - not to mention the home ground advantage. After falling behind in the opening quarter it appeared the Sydney side would be facing the predicted tough day in the office as they trailed by 11 points at the break.

The second term however saw the Sydney side lift as they out-enthusiased their more experienced opponents. Sydney clawed their way back into the game kicking the first 5 goals of the quarter to take the lead, one they would hold until the final few minutes of the match. A 22 point lead at the main break and the Sydney side could smell an upset however injuries in the quarter would see the team play with just two on the bench for the second half.

Presumably a spray during the long break saw the Riverina boys came out with more intent in the third quarter as they wittled the deficit away. Once again goals in time-on for Riverina proved to be important however at the final break Sydney still were unexpectedly leading by a margin of 3 points.

A see-sawing final term firstly saw the Sydney side kick back-to-back goals to open up a 15 point lead before Riverina replied. A Sydney goal at the thirteen minute mark by Tim Cummins saw the lead out to 16 points and it appeared the upset might just happen. This led to all out attack from Riverina who then kicked 3 straight goals, the final one at the 23 minute mark, to take the lead for the first time since the start of the second quarter. The tired legs of the Sydney side could not do any more as Riverina had score a come from behind 5 point victory.

It was a brilliant effort by the Sydney side who were not given a hope before the game and battled bravely with a depleted bench. While the Sydney side should be extremely proud of their efforts on the day it could well be the one that got away.

AFL Sydney has brilliant performers all around the ground however the Best on Ground award for Sydney went to Anthony Robertson who took the dangerous opposition captain Guy Orton completely out of the game.

Riverina FNL	5.3, 7.3, 10.6, 14.10 (94)
AFL Sydney Development Squad	3.4, 9.7, 10.9, 13.11 (89)

### **GOALS,**

Riverina FNL : M. Geppert 3, L. Roberts 2, C. Gordon 2, M. Stephenson 1, J. Maddox 1, J. Kotzur 1, J. Rice 1, J. Olsson 1, C. Steele 1, G. Orton 1

AFL Sydney Development Squad : T. Cummins 2, P. Green 2, J. Zoppo 2, P. Sain 2, M. Thomas 1, J. Pidgeon 1, J. Pascoe 1, C. Kennedy 1, J. Ayling 1

### **BEST,**

Riverina FNL : J. Rice, J. Kotzur, J. Maddox, S. Flanigan, C. Steele, M. Stephenson

AFL Sydney Development Squad : A. Robertson, B. Guthrie, T. Cummins, J. Pascoe, S. Brierty, H. Koch

## AFL Sydney Development Squad:

NAME	CLUB	NAME	CLUB
Josiah Ayling	Camden	James Clarke	Southern Power
Paul Green	Campbelltown	Adam Cook	Southern Power
Mitchell Hogan	Campbelltown	Matthew Young	Southern Power
Adam Byrne	Holroyd-Parramatta	Blake Guthrie	St George
Jordan Pidgeon	Holroyd-Parramatta	Ben Jones	St George
James Brackin	Macquarie University	David Lycakis	St George
Harrison Koch	Manly Warringah	Paul Sain	St George
Anthony Robertson	Manly Warringah	Callum Kennedy	Sydney University
Matthew Thomas	Pennant Hills	James Pascoe	UNSW/ES
Timothy Cummins	Penrith	Marcus Linson	Western Subburbs
Stuart Brierty	Southern Power	Joshua Zoppo	Western Suburbs



**Back Row** (left to right): Luke Turner (Team Runner), Michael Tapping (Asst Coach), Marcus Linsen, Josiah Ayling, Mitch Hogan, Paul Sain, Joshua Zoppo, Callum Kennedy, Adam Cook, James Brackin, James Pascoe, Harrison Koch, Kieran Donohue (Asst Coach), Matthew Graham (AFL Sydney)  
**Front Row** (left to right): Anthony Robertson, Ben Jones, Matthew Young, Jordan Pidgeon, Adam Byrne, Blake Guthrie (vc), Chris Hughes (Coach), Matt Thomas (c), Paul Green, David Lycakis, Stuart Brierty, James Clarke, Timothy Cummins

## Women's 2013 Representative Program

2012 saw 27 AFL Sydney Representatives take part in the Biannual AFL Women's Nationals Championships in Cairns. Competing in Division 1 for the first time meant the team faced some fierce competition however they were competitive in all three games. Local AFI Sydney Player Courtney Gum (UNSW/ES Stingrays) had a stellar year with selection in the All Australian Team and was awarded the Debbie Lee Medal (Overall Fairest and best at the Women's National Championships).

In an exciting development the inaugural AFI Women's Draft was held in 2013 and 2 AFL Sydney Players were drafted. Courtney Gum (Draft pick #25) and Jennifer Lew (Draft pick #35) were both selected by Melbourne Demons Football Club to play in the first Womens AFL Game on the MCG. An historic moment for the AFL and for AFL Sydney.

AFL young gun Maddy Collier was also named in an All Australian Team for her stand out performance at the youth girls national championship held in Shepparton.

The women's representative program continue to go from strength to strength and we would like to take this opportunity to thank Tracey Kick (Head Coach), David Yole (Assistant Coach), Roslyn McMahon-Bostic (Team Manager) and Lesley Spaliviero (Trainer) for all of their work with the program.





*AFL Draftess: Jennifer Lew and Courtney Gum*

#### **Howarth Medal (Rep Player of the Year)**

The winner of the 2013 Howarth Trophy was Courtney Gum.

In terms of the selection criteria for the AFL Sydney representative player of the year is concerned, that criteria was extended so as to recognise the individual who best typifies a representative player in terms of approach, preparation, leadership and on ground performance.

After being selected in the NSW team to compete in the Country Championships in Cairns, Courtney was named the Most Valuable Player of the championships, the award even more impressive considering the NSW team failed to win a match. This award effectively crowned Courtney Gum as the best women's player in the country. Courtney was also awarded with All Australian selection at the conclusion of the championships.

Courtney's ground breaking year continued when she, along with Jennifer Lew, was selected to be part of the inaugural AFL Women's match between Melbourne and the Western Bulldogs. Courtney was picked by the Melbourne Demon's as selection number 25 (a steal considering her subsequent MVP at the National Championships) where she was prominent in one of the rare Demon's wins of 2013 and kicked a goal.

## **PHELAN MEDAL NIGHT**

In excess of 500 people attended AFL Sydney's Night of Nights at Doltone House, Pyrmont. Hosted by television and radio personality, Hamish McLachlan, the night recognised the achievements of individuals, volunteers and clubs who excelled during the 2013 season.

All past Phelan Medal winners were invited along with Life Members, members of the NSW AFL History Committee, Representatives of GWS Giants and sponsors. Special guests included AFL Commissioner Sam Mostyn, NSW Minister for Women Pru Goward, Sydney Swans outgoing Chairman Richard Colless, GWS Giants Chairman Tony Shephard, White Ribbon Chairman Ken Gillespie and CEO Libby Davies.

Digital Sports provided the audience with a fantastic presentation which included video and photographic highlights from the 2013 season. A full vote count was conducted for all Premier Division Seniors games where Tyrone Armitage was named the winner of the 2013 Phelan Medal with 23 votes. In all other divisions, the top ten vote getters were acknowledged.

A stirring feature piece on AFL Sydney icon Barnaby Howarth was shown on the night and followed with Barnaby being inducted into the AFL Sydney Hall of Fame. Also inducted into the AFL Sydney Hall of Fame on the night was Lindsay Hetherington who was also in attendance along with family and friends to celebrate their achievements and contribution to AFL in Sydney.

Barbara Dickin from Western Suburbs was presented with the Ken Ferguson Award as AFL Sydney Volunteer of the Year. Southern Power's Lauren Hodgson was named as the AFL Sydney Women's Volunteer of the Year.

<b>Award</b>	<b>Recipient</b>	<b>Club</b>
Phelan Medal – AFL Sydney Best & Fairest	Tyrone Armitage	Manly-Warringah
Snow Medal – Division One Best & Fairest	Stuart Brierty	Southern Power
Army AFL Sydney Women's Division One Best & Fairest	Madelane Collier	Wollongong
Club Championship Award		Manly-Warringah
Ken Ferguson Award – Volunteer of the Year	Barbara Dickin	Western Suburbs
AFL Sydney Women's Volunteer of the Year	Lauren Hodgson	Southern Power
AFL Sydney Rising Star	Levi Sands	Western Suburbs
AFL Sydney Women's Rising Star	Stephanie Walker	Sydney University
Kealy Medal – U18 Division One Best & Fairest	Matthew Vicic	Sydney University
Sanders Medal – Division Two Best & Fairest	Josiah Ayling	Camden
Howarth Trophy – Rep Player of the Year	Courtney Gum	UNSW/ES
McFarlane Medal – Division Three Best & Fairest	Christopher Noordhof	Western Suburbs
Armstrong Medal – Division Four Best & Fairest	Alexander Huggins	Pennant Hills
Apted Medal – Division Five Best & Fairest	Ben Laid	Camden
Hart Medal – U18 Division Two Best & Fairest	James Bowman	Moorebank
Army AFL Sydney Women's Division Two Best & Fairest	Amanda Farrugia	Macquarie University

AFL Sydney Hall of Fame	Lindsay Hetherington & Barnaby Howarth
Stan Milton Trophy – PD Leading Goalkicker	Rory Miller – Western Suburbs – 63 goals
Division One Leading Goalkicker	Benjamin Rogers – Holroyd-Parramatta – 61 goals
Division Two Leading Goalkicker	Matthew Rawle – Manly-Warringah – 65 goals
Division Three Leading Goalkicker	Ashley Moeller – Blacktown – 110 goals
Division Four Leading Goalkicker	David Backler – UNSW/ES – 61 goals
Division Five Leading Goalkicker	Ben Laid – Camden – 37 goals
Under 18s Division One Leading Goalkicker	Daniel Preen – Pennant Hills – 56 goals
Under 18s Division Two Leading Goalkicker	Mitchell Bell – Manly-Warringah – 40 goals
Women's Division One Leading Goalkicker	Belinda Pride – Balmain – 37 goals
Women's Division Two Leading Goalkicker	Amanda Farrugia – Macquarie University – 39 goals

## **PHELAN MEDALLIST**

Manly-Warringah captain, Tyrone Armitage has capped off a stellar season by being named the Best and Fairest player in the Premier Division competition.

The star left-footed on-baller and small forward claimed a thrilling vote count by the smallest of margins from North Shore midfielder, Sam Carruthers.

A Best on Ground performance that saw Armitage kick three last quarter goals against North Shore in the final round at Weldon Oval had him finish one vote ahead of Carruthers.

It was an amazing feat for Armitage considering last year he was spearheading Manly-Warringah in the Division One competition.

As Captain in 2012, Tyrone led the Division One side to an undefeated premiership (whilst finishing runner up B&F and Top 10 in the Snow Medal).

Armitage was also named this year in the Senior Representative squad and in the AFL Sydney Team of the Year. He played Swans Reserves in 2009 and trained with Geelong in early 2010.

Tyrone has a number of awards across his budding career in Sydney winning the Wolves Under 18's Best & Fairest, AFL Sydney League Best & Fairest and leading goal kicker in 2007, club Best & Fairest and Snow Medal in 2009 and runner up club Best & Fairest in 2012.

Armitage brought up 100 senior games this season and has kicked over 200 goals in his career.



*Photos: Tyrone Armitage during his acceptance speech (top-left), playing for Manly (bottom), and on top-right receiving Phelan Medal from 2012 Phelan Medallist, Dane Rame (UNSW-ES, now Sydney Swans)*

## AFL SYDNEY RISING STAR

Western Suburbs utility, Levi Sands has been awarded the 2013 AFL Sydney Rising Star.

The 20 year old Sands had an outstanding year which included representing the Sydney Swans reserve grade team on 5 occasions kicking two goals.

Sands polled 32 votes, five clear of Thomas Thurgarland from Manly Warringah. Alex Foote from UNSW/ES finished third on 25 votes.

Full voting:

Name	Club	Votes
Levi Sands	Western Suburbs	32
Thomas Thurgarland	Manly Warringah	27
Alex Foote	UNSW/ES	25
Hayden Washington	Manly Warringah	22
Callum Johnston	Manly Warringah	16
Jordan Etto	Campbelltown	9
Wayd Blackburne	Balmain	9
Alphonse Jambarufo	Campbelltown	9
Jack McKinlay	UNSW/ES	9
Daniel Schachers	North Shore	7
Dean Gilbert	St George	6
Matt Varjavandi	North Shore	6
Ben Polley	Western Suburbs	2
Lachlan Hayres	North Shore	1
<b>Other Nominees</b>		
Jake Monk	North Shore	
Alex O'Dea	Sydney University	
Jesse Mudge	St George	
Tom McCaffrey	Manly Warringah	



Photo: Levi Sands (left) receiving his award from Defence Force Recruiting representative, Captain Patrina Baldwin

## **AFL SYDNEY WOMEN'S RISING STAR**

Sydney University Foward Stephanie Walker has been awarded the 2013 Sydney AFL Women's Rising Star.

The 18 year old is in her first year of senior football previously playing in the girls youth competition. Its been a great first year for Stephanie being selected in the NSW Country Championship team that competed in Cairns playing in two of the games.

Walker polled 40 votes, finishing 8 votes ahead of Macquarie University's Rebecca Beeson with Remi Banuelos of UNSW/ES finishing third with 17 votes.

Full voting:

<b>Name</b>	<b>Club</b>	<b>Votes</b>
Stephanie Walker	Sydney University	40
Rebecca Beeson	Macquarie University	32
Remi Banuelos	UNSW/ES Stingrays	17
Coline Duquet	UTS Shamrocks	14
Isabelle O'Brien	UNSW/ES Stingrays	12
Fahimi Quiek	Auburn Tigers	11
Antoinette Moliterno	UTS Shamrocks	10
Amy Foo	Sydney University	10
Charlotte Latsombath	Western Wolves	9
Marwa Ismail	Auburn Tigers	7
Summeya Pala	Auburn Tigers	6
Megan Vella	Penrith Ramettes	5
Jasmine Payne	Penrith Ramettes	4
Nicola Kennedy	Wollongong Saints	2
Amanda Farache	Auburn Tigers	1



*Photo: Stephanie Walker (left) receiving his award from Defence Force Recruiting representative, Captain Patrina Baldwin*

### **AFL SYDNEY VOLUNTEER OF THE YEAR**

Barbara Dickin from Western Suburbs is the winner of the Ken Ferguson Award as the 2013 AFL Sydney Volunteer of the Year.

Barbara Dickin began her time with the club over 30 years ago when her son began playing Australian Rules Football.

Her son long since retired, Barbara has remained at the Western Suburbs Football Club since and each season and each week, she gives her time freely and selflessly to time keep for the club at ALL home and away matches.

Barbara also volunteers her time for AFL Sydney representative matches as well as AFL Sydney finals every year.

### **AFL SYDNEY WOMEN'S VOLUNTEER OF THE YEAR**

Lauren Hodgson from Southern Power claimed the 2013 AFL Sydney Women's Volunteer of the Year Award at the Phelan Medal Night.

Lauren is the current Vice President of Southern Power AFC as well as member of the women's team. Strong commitment to her club and the league in general and heavily involved in the youth girls in Southern Sydney.



*Photo: Lauren Hodgson (right) and Barbara Dickin (left) receiving their awards from AFL Commissioner, Sam Mostyn*

## HALL OF FAME

In 2003, AFL Sydney established a Players' Hall of Fame. Nominees are judged by the selection committee to have made an outstanding contribution to the AFL Sydney competition.

The Hall of Fame is principally for players with the following criterion used in the selection of inductees:

- Level of service and overall contribution to the game
- The number of playing years is a consideration but not the sole determining factor in assessing a person's eligibility
- A player may only be eligible to be inducted as a Hall of Fame member once they have been retired from playing for a minimum period of three years
- Only those who have played in a senior competition in Sydney are eligible.

In 2013, two new members were inducted in to the AFL Sydney Players' Hall of Fame:

### **Lindsay Hetherington**

Lindsay Hetherington was a product of Sydney junior football from the Western Suburbs area, and played his entire career for Western Suburbs Club.

He played from 1965 to 1981, and his career in 1st grade extended for 16 years from 1965 to 1980. He played 270 1st grade games for Western Suburbs.

During this era, Western Suburbs were the powerhouse in Sydney Football. Lindsay played in premiership years for Wests in 1965, 1966, 1969, 1972, 1974, 1975, and 1977.

He won the League's Goalkicking award in 1972 with 117 goals. At the time this was the most goals ever kicked by a player in a season.

Lindsay played representative football for either New South Wales or Sydney representative sides in 1967, 1971, 1972 and 1974.



### **Barnaby Howarth**

- Pennant Hills Junior AFC from U9 to U17
- Member of the inaugural NSW/ACT RAMS team in 1996 and captain in 1997
- Won Ken McRae Shield – Pennant Hills Best First Year Player in 1996
- Was on the Sydney Swans rookie list in 1998
- Rod Podbury medallist as vice captain in victorious 2000 Grand Final
- Invited to do a pre-season with Melbourne FC in 2002
- Represented NSW in the National Country Championships in WA in 2004
- Pennant Hills Captain in 2004 and 2005
- Captained Sydney AFL Rep side to victory over Riverina in 2005 - this was the last game he played prior to the stroke. He was attacked on the Thurs night prior, played the rep game on that weekend, then collapsed after training the following Thursday by which time the blood clot had set and blocked the artery in his brain
- Barnaby, incredibly, was runner-up **three** times in the Phelan Medal including 2005 even though he suffered his stroke in June.





### **CLUB CHAMPIONSHIP AWARD**

The Club Championship Award is awarded to the leading AFL Sydney Club based on the on-field performance of their top three grades.

Points were awarded as follows:

Seniors: 6 points for a win; 3 for a draw, 0 for a loss

Reserves: 4 points for a win; 2 for a draw, 0 for a loss

Under 18s/Thirds: 2 points for a win; 2 points for a bye in the Under 18 Challenge Cup competition; 1 for a draw, 0 for a loss

If a club only had two teams their total points have a 10% weighting added to them.

The winning club was presented with a perpetual trophy at the Phelan Medal Presentation Dinner as well as a payment of \$1,000. The Runner Up received \$500 and the third placed club \$250.

Finals Standings were:

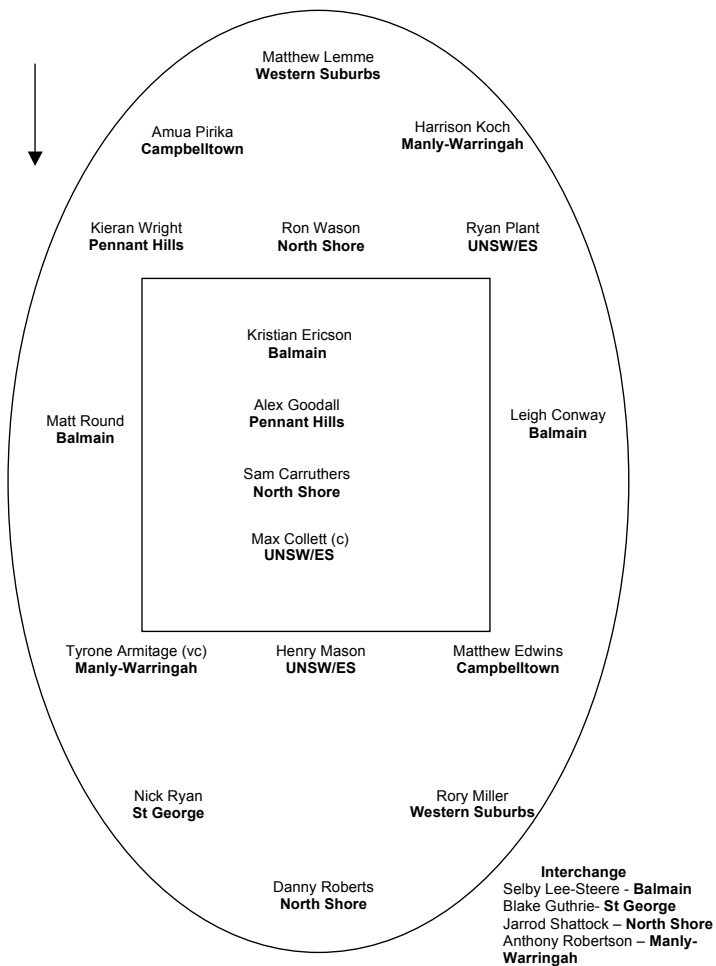
	Seniors	Reserves	U18s/Thirds	Weighting	Total
Manly-Warringah	87	64	22	11	173
UNSW/ES	72	44	30		146
St George	81	40	24		145
Pennant Hills	78	32	32		142
Randwick City	82	52	4		138
Sydney University	48	60	24		132
Moorebank	72	48	12		132
Holroyd Parramatta	72	44	14		130
Blacktown	90	28			129
Camden	72	56	0		128
Western Suburbs	63	56	8	11	127
North Shore	84	12	16		112
UTS	51	46	14		111
Southern Power	90	16	4		110
Penrith	54	28	6		88
Macquarie Uni	42	16	8		66
Campbelltown	52	0	0		52
Illawarra	6	12	24		42
Balmain	18	8	8		34
Sydney Hills Eagles	6	0	14		20



*Russell Clack, Manly-Warringah President (right) receiving the Club Championship Trophy from AFL Commissioner, Sam Mostyn*

## AFL SYDNEY TEAM OF THE YEAR

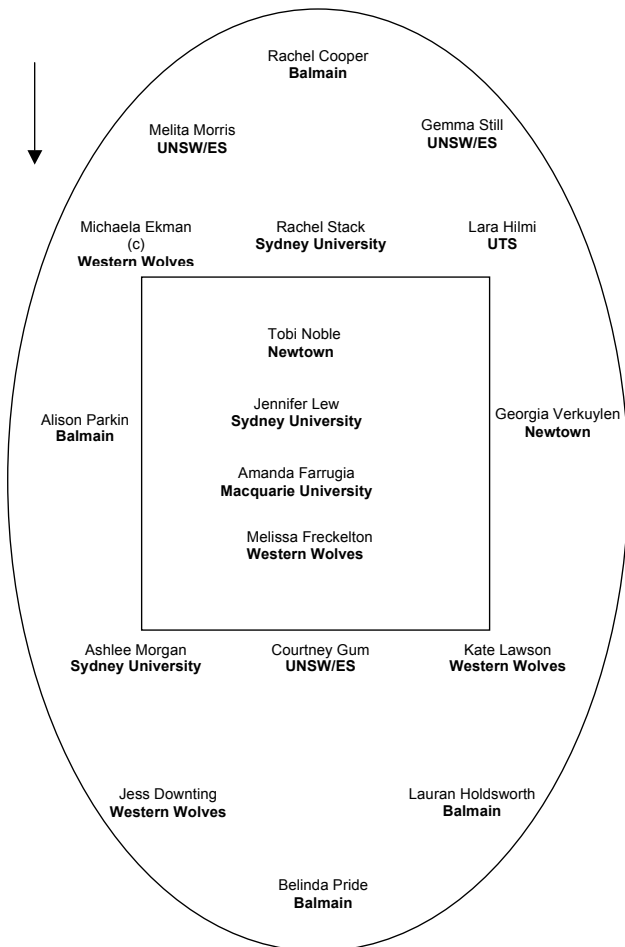
### 2013 AFL Sydney Men's Team of the Year



**Coach**  
Neil Brunton – **Campbelltown**

**Umpire**  
Dean Garroway

## 2013 AFL Sydney Women's Team of the Year



### Interchange

Libby Sadler – **Sydney Uni**  
Jackie Buckthought- **Balmain**  
Madelane Collier – **Wollongong**  
Karla Spilarewicz – **Balmain**

**Coach**  
Yucel Celenk – **Sydney University**

## **FINALS**

### ***Premier Division Finals***

Once again 2013 saw the Premier Division Finals consist of the top five finishers following the home and away season.

Blacktown ISP was the venue for the 2<sup>nd</sup> Semi Finals, Preliminary Finals and Grand Finals but due to its unavailability at times Henson Park was used as the Second venue playing host to the Qualifying Final, Elimination Final and the 1<sup>st</sup> Semi Finals.

The venues were in excellent condition for the finals and players, officials and spectators all appreciated the excellent facilities available at the venues.

Catering for the AFL Sydney finals is allocated on a rotating basis and in 2013 it was Sydney Hills turn to undertake the task. They paid a catering levy to the League of \$2,000. I am certain that the club would have benefited greatly from this arrangement which would be a just reward for the effort they put in.

Western Suburbs were appointed the gatekeeping duties and they completed this task with great diligence. The club received 12.5% of the gate keeping proceeds.

The admission charge for all finals was unchanged at \$10 for adults whilst entry for children Under 16 remained free with each participating team (including umpires) receiving 35 player/official entry passes. Football Records were given away for free. Parking was free at all venues.

The finals were well supported with good crowds at all finals. The Grand Final Day was attended by in approximately 2,000 people. The atmosphere in the crowd was fantastic throughout the day with five clubs represented.

The weather for all finals was excellent with sun a constant feature.

BISP was in excellent condition for the Grand Finals and players, officials and spectators all appreciated the excellent facilities available at the venue. The ground staff at Blacktown Venue Management provided great support during the finals and we thank them for that.

For the Grand Final the AFL (NSW/ACT) logo, along with the logo of the two competing teams was painted onto the playing surface. This was well received and added to the presentation of the day.

The Premiers in each grade were presented with individual player medallions and the Premiership Cup on a stage on the ground in front of the grandstand. The presentations were completed with the assistance of a person nominated by the Premiership winning club. A presentation was also made to the player adjudged by the Digital Sports Commentators as "Best on Ground". In the Premier Division, Lachlan Kilpatrick received the Rod Podbury Medal off AFL NSW/ACT General Manager, Tom Harley.

### **Annual Finals Gate Takings Comparison (2005-2013)**

<b>YEAR</b>	<b>Qualifying Finals</b>	<b>Semi Finals</b>	<b>Prelim Final</b>	<b>Grand Final</b>	<b>TOTALS</b>
<b>2005</b>	n/a	3609.00	1430.10	7055.00	<b>12094.10</b>
<b>2006</b>	n/a	4125.00	2566.55	7085.00	<b>13796.55</b>
<b>2007</b>	n/a	4974.05	4731.75	8025.85	<b>17731.65</b>
<b>2008</b>	3963.00	1758.00	2978.00	6186.00	<b>14885.00</b>
<b>2009</b>	4349.00	4825.30	3045.00	7392.80	<b>19612.10</b>
<b>2010</b>	7410.30	6288.60	6320.10	12965.00	<b>32984.00</b>
<b>2011</b>	7660.00	6813.75	6055.90	15556.65	<b>36086.30</b>
<b>2012</b>	10320.00	7925.00	4327.95	12451.45	<b>35024.40</b>
<b>2013</b>	8918.90	7577.80	5540.00	12981.10	<b>35017.80</b>

### ***Lower Division Finals and Women's Finals***

The Lower Division Finals consisted of the top five sides at the end of the Home and Away season. The Women's Finals it was the top four sides.

Four venues were used for the Lower Divisions in 2013; Gipps Road Oval for the Qualifying, Elimination, Second Semi, First Semi and Preliminary Finals, Henson Park for the Division Five Elimination and Qualifying Finals, Skoda Stadium for the Division Five First Semi Final and Blacktown International Sportspark (BISP) for the Grand Finals.

Four venues were used for the Two Women's Division's Finals in 2013; Mona Park for the Division One 1<sup>st</sup> Semi Final and Division Two 2<sup>nd</sup> Semi Final, Henson Park for the Division One 2<sup>nd</sup> Semi Final and the Division Two 1<sup>st</sup> Semi Final, Gipps Rd Oval for the Division Two Preliminary Final, and Blacktown ISP for the Women's Division One Preliminary Final and for the Grand Final in both divisions.

For the most part the weather conditions were fine although some wind for the players and spectators to contend with.

The catering was undertaken by Southern Power who was charged a levy of \$2,000. The Club did an excellent job in ensuring that those who attended the Lower Division finals were well fed and did not go thirsty.

Camden was appointed the gatekeeping duties and they completed this task with great diligence. The club received 12.5% of the gate keeping proceeds.

The admission charge for the Lower Division Finals remained at \$10 for adults with children Under 16s, for all finals free. Each participating team (including umpires) received 35 player/official entry passes if they had one team and 32 passes for each subsequent team. Football Records were given away for free. Parking was free at all venues.

The finals were well supported with good crowds at all finals. The Grand Final Day was well attended with in excess 1,000 people in attendance. The atmosphere in the grandstand during the day was fantastic as supporters provided excellent encouragement for their teams, in particular the large number of supporters for the Women's Division One Grand Final, in particular the Sydney University supporters, provided a great atmosphere.

The Premiers in each grade were presented with individual player medallions and the Premiership Cup on the ground in front of the grandstand. The presentations were completed with the assistance of the President of the Premiership winning team. A presentation was also made to the player adjudged by the 'Digital Sports' commentators as "Best on Ground".

### **Annual Finals Gate Takings Comparison- Lower Division Finals (2009-2013)**

<b>YEAR</b>	<b>Qualifying Finals</b>	<b>Semi Finals</b>	<b>Prelim Final</b>	<b>Grand Final</b>	<b>TOTALS</b>
<b>2009</b>	n/a	3175.00	1467.00	3617.00	<b>8259.00</b>
<b>2010</b>	n/a	3701.80	1342.00	10205.65	<b>15249.45</b>
<b>2011</b>	4417.95	3868.00	3040.55	9363.00	<b>20689.50</b>
<b>2012</b>	5837.40	4996.95	2622.00	10989.05	<b>24445.40</b>
<b>2013</b>	3946.20	5210.00	6910.65	9590.00	<b>25656.85</b>

## FINALS MATCH RESULTS

### PREMIER DIVISION FINALS

#### Qualifying Final – Henson Park Saturday August 31

St George Dragons 7.2, 9.5, 14.5, 14.10 (94)

North Shore Bombers 0.4, 2.7, 5.11, 8.11 (59)

#### GOALS,

St George Dragons : N. Ryan 4, J. Saddington 4, D. Cox 4, S. Wilsen 1, M. Graham 1

North Shore Bombers : D. Hadden 2, D. Roberts 2, D. Fitzgerald 1, D. Schacher 1, J. Davis 1, Z. Manley 1

#### BEST,

St George Dragons : B. Addison, M. Milner, A. Sharp, D. Killworth, P. Sain, B. Guthrie

North Shore Bombers : J. Gray, D. Fitzgerald, D. Hadden, S. Carruthers, C. Callander, B. Fitzgerald

UMPIRES: B. Dean, C. Fletcher, D. Garroway

#### Elimination Final – Henson Park Sunday September 1

Pennant Hills Demons 4.5, 6.9, 14.14, 17.18 (120)

UNSW/ES Bulldogs 1.0, 3.3, 4.5, 7.7 (49)

#### GOALS,

Pennant Hills Demons : M. Vile 3, A. Richardson 3, L. Bilbe 2, T. Widmer 2, A. Crisfield 2, J. Dunn 1, M. Carey 1, D. Dell'Aquila 1, N.

Campbell 1, R. Ediriwickrama 1

UNSW/ES Bulldogs : H. Mason 2, J. Parmenter 2, T. Williamson 1, J. Kiel 1, J. Pascoe 1

#### BEST,

Pennant Hills Demons : A. Crisfield, C. Smith, K. Wright, P. Barnes, J. Dunn, M. Thomas

UNSW/ES Bulldogs : T. Widmer, H. Nichols, A. Cupido, A. Gulden, J. Pascoe, A. Henderson

UMPIRES: C. Barr, A. Rutherford, L. Hall

#### Second Semi Final – Blacktown International Sports Park Saturday September 7

Manly Warringah Wolves 4.4, 7.8, 10.12, 11.19 (85)

St George Dragons 1.3, 5.5, 9.7, 10.7 (67)

#### GOALS,

Manly Warringah Wolves : T. Armitage 2, T. Thurgarland 2, L. Kilpatrick 2, N. Bosschiet 2, R. Hart 1, C. Pettersson 1, R. Wearne 1

St George Dragons : A. Wynn 3, J. Saddington 3, P. Sain 1, N. Ryan 1, M. Graham 1, D. Cox 1

#### BEST,

Manly Warringah Wolves : D. Stroud, H. Koch, C. Pettersson, W. Brassil, T. Thurgarland, R. Wearne

St George Dragons : B. Guthrie, A. Sharp, B. Sharp, S. Wilsen, M. Graham, B. Addison

UMPIRES: C. Fletcher, C. Barr, L. Hall

#### First Semi Final – Henson Park Sunday September 8

Pennant Hills Demons 3.4, 7.7, 9.10, 14.12 (96)

North Shore Bombers 4.2, 8.3, 12.6, 14.6 (90)

#### GOALS,

Pennant Hills Demons : R. Ediriwickrama 3, L. Bilbe 3, M. Carey 3, K. Wright 1, B. Jack 1, S. Widmer 1, M. Vile 1, A. Richardson 1

North Shore Bombers : D. Schacher 4, J. Davis 3, S. Carruthers 2, B. Sykes 1, B. Fitzgerald 1, J. Shattock 1, J. Gray 1, L. Hayes 1

#### BEST,

Pennant Hills Demons : N. Campbell, L. Bilbe, C. Smith, J. Dunn, S. Widmer, P. Barnes

North Shore Bombers : D. Hadden, R. Wason, J. Gray, S. Carruthers, D. Schacher, J. Shattock

UMPIRES: D. Garroway, A. Rutherford, L. Turner

#### Preliminary Final – Blacktown International Sports Park Sunday September 15

Pennant Hills Demons 2.4, 5.7, 10.10, 15.13 (103)

St George Dragons 2.4, 3.7, 8.8, 12.10 (82)

#### GOALS,

Pennant Hills Demons : R. Ediriwickrama 4, M. Vile 2, L. Bilbe 2, A. Crisfield 2, B. Urwin 1, T. Wales 1, A. Richardson 1, N. Campbell 1,

D. Dell'Aquila 1

St George Dragons : N. Ryan 3, P. Sain 3, A. Wynn 1, J. Saddington 1, D. Cox 1, D. Killworth 1, B. Guthrie 1, J. Mudge 1

#### BEST,

Pennant Hills Demons : J. Dunn, D. Dell'Aquila, K. Wright, T. Wales, R. Ediriwickrama, T. Widmer

St George Dragons : D. Cox, J. West, D. Lycakis, B. Guthrie, D. Ryan, M. Milner

UMPIRES: C. Barr, D. Garroway, C. Fletcher

#### Grand Final – Blacktown International Sports Park Saturday September 21

Manly Warringah Wolves 2.7, 5.9, 8.12, 11.14 (80)

Pennant Hills Demons 3.2, 7.5, 8.6, 11.6 (72)

#### GOALS,

Manly Warringah Wolves : L. Kilpatrick 2, J. Lynch 2, E. Burke 2, A. Robertson 1, R. Hart 1, T. Thurgarland 1, T. Armitage 1, R. Wearne 1

Pennant Hills Demons : R. Ediriwickrama 4, M. Carey 3, B. Jack 2, L. Bilbe 1, T. Wales 1

#### BEST,

Manly Warringah Wolves : L. Kilpatrick, H. Koch, C. Pettersson, J. Lynch, E. Burke, J. McDonald

Pennant Hills Demons : A. Crisfield, D. Dell'Aquila, J. Dunn, K. Wright, T. Wales, M. Thomas

UMPIRES: C. Barr, D. Garroway, C. Fletcher



## **DIVISION ONE FINALS**

### **Qualifying Final – Henson Park Saturday August 31**

UTS Bats 3.2, 4.5, 5.9, 8.13 (61)

Holroyd Parramatta Goannas 2.2, 5.6, 6.13, 7.15 (57)

GOALS,

UTS Bats : H. Whiting 2, C. Walters 1, D. Collina 1, L. Trimboli 1, N. Haslam 1, H. McGregor 1, J. Hume 1

Holroyd Parramatta Goannas : B. Rogers 2, M. Hill 2, H. Turner 1, J. Schwarze 1, J. Pidgeon 1

BEST,

UTS Bats : W. Bland, L. Meyrick, P. Bredin, L. Trimboli, M. Murrell, H. Whiting

Holroyd Parramatta Goannas : A. Rickett, J. Mara, B. Mayne, J. Schwarze, S. Maguire, R. Terrey

UMPIRES: L. Turner, F. Kalayzich, A. Kittel

### **Elimination Final – Henson Park Sunday September 1**

UNSW/ES Bulldogs 5.2, 7.3, 10.9, 14.9 (93)

St George Dragons 2.0, 5.2, 5.3, 8.4 (52)

GOALS,

UNSW/ES Bulldogs : R. Farrelly 4, C. McKinlay 4, T. Luff 3, D. Dowling 1, T. Naghten 1, J. Whitelaw 1

St George Dragons : J. Shineberg 3, V. Stevens 1, D. Annor 1, D. Lim 1, D. Pickford 1, B. Hodgson 1

BEST,

UNSW/ES Bulldogs : R. Farrelly, B. Way, C. Jourdain, F. Rowe, J. McAnespie, C. McKinlay

St George Dragons : B. Hodgson, D. Annor, S. Demir, D. Lim, R. Bennett, D. Pickford

UMPIRES: L. McDonald, J. Cristiani, P. Barron

### **Second Semi Final – Blacktown International Sports Park Saturday September 7**

Southern Power 0.1, 5.3, 9.11, 10.15 (75)

UTS Bats 1.3, 1.6, 2.8, 7.11 (53)

GOALS,

Southern Power : A. Fritsch 4, D. Turner 2, J. Wilson 2, B. Kenny 1, G. Enright 1

UTS Bats : L. Meyrick 2, H. McGregor 1, J. Caica 1, P. Bredin 1, N. Haslam 1, J. Davis 1

BEST,

Southern Power : D. Turner, M. Findlay, S. Brierty, D. Wild, G. Enright, A. Cook

UTS Bats : L. Meyrick, B. Cantrall, J. Hume, M. Murrell, M. Trehwella, H. Whiting

UMPIRES: A. Kittel, F. Kalayzich, L. McDonald

### **First Semi Final – Henson Park Sunday September 8**

UNSW/ES Bulldogs 1.4, 4.7, 7.10, 9.11 (65)

Holroyd Parramatta Goannas 2.6, 2.9, 3.14, 5.17 (47)

GOALS,

UNSW/ES Bulldogs : T. Luff 5, N. Angel 1, A. McKenzie 1, D. Dowling 1, B. Zieschang 1

Holroyd Parramatta Goannas : J. Pidgeon 1, R. Terrey 1, S. Williams 1, B. Rogers 1, G. Adams 1

BEST,

UNSW/ES Bulldogs : T. Luff, F. Rowe, T. Falvey, C. McKinlay, M. Ensor, A. Goodieson

Holroyd Parramatta Goannas : J. Schwarze, S. Maguire, M. Cahill, L. McLeod, R. Terrey, B. Mayne

UMPIRES: P. Barron, J. Cristiani, B. Dean

### **Preliminary Final – Blacktown International Sports Park Sunday September 15**

UNSW/ES Bulldogs 0.1, 6.3, 6.5, 9.6 (60)

UTS Bats 2.5, 2.6, 3.8, 7.10 (52)

GOALS,

UNSW/ES Bulldogs : T. Garrett 2, T. Luff 2, J. Metcalfe 2, D. Collins 1, M. Ensor 1, B. Zieschang 1

UTS Bats : M. Trehwella 2, J. Hume 1, B. Pitt 1, L. Meyrick 1, B. Cantrall 1, N. Haslam 1

BEST,

UNSW/ES Bulldogs : F. Rowe, C. McKinlay, T. Falvey, E. Hull, M. Archibald, J. Metcalfe

UTS Bats : L. Trimboli, C. Walters, B. Cantrall, L. Meyrick, H. Whiting, B. Holland

UMPIRES: B. Dean, P. Barron, L. McDonald

### **Grand Final – Blacktown International Sports Park Saturday September 21**

Southern Power 3.6, 10.6, 13.9, 16.9 (105)

UNSW/ES Bulldogs 1.1, 3.1, 3.2, 3.2 (20)

GOALS,

Southern Power : J. Wilson 4, A. Fritsch 4, D. Wild 3, B. Kenny 2, S. Brierty 1, D. Turner 1, T. Smith 1

UNSW/ES Bulldogs : N. Angel 1, R. Farrelly 1, T. Naghten 1

BEST,

Southern Power : A. Fritsch, A. Enright, R. Craig, S. Brierty, D. Wild, M. Young

UNSW/ES Bulldogs : M. Ensor, C. Jourdain, F. Rowe, E. Hull, T. Luff, R. Pert

UMPIRES: J. Cristiani, L. McDonald, A. Kittel



## UNDER 18 DIVISION ONE FINALS

### Qualifying Final – Henson Park Saturday August 31

UNSW/ES Bulldogs	5.2, 9.3, 10.5, 17.8 (110)
St George Dragons	2.2, 4.2, 7.5, 8.7 (55)

#### GOALS

UNSW/ES Bulldogs : T. Preece 4, J. Erickson 4, H. Yates 3, L. Towell 2, T. Roos 1, A. Davis 1, P. Dadic 1, K. Latham 1  
St George Dragons : D. Sanderson 3, J. Gasovski 2, N. Swanson 1, J. Stek 1, S. Nabaki 1

#### BEST

UNSW/ES Bulldogs : J. Foote, T. Roos, S. Krochmal, J. Erickson, T. Preece, Z. Oliver  
St George Dragons : S. McGrillen, J. Hill, R. Orr, D. Sanderson, D. Watts, S. Nabaki

UMPIRES: S. Baker, J. Pulo, M. Garroway

### Elimination Final – Henson Park Sunday September 1

Illawarra Lions	4.2, 4.7, 11.8, 15.10 (100)
Sydney University	7.1, 8.2, 8.4, 10.7 (67)

#### GOALS

Illawarra Lions : J. Lees 3, H. Dobson 3, S. Potter 3, C. Maciejowski 2, B. Yates 1, R. Hamilton 1, K. Anu 1, T. Dobson 1  
Sydney University : M. Vici 3, J. Pola-Smith 2, Y. Jaffer-Williams 2, W. Stratford 1, D. Dahler 1, J. Hiscox 1

#### BEST

Illawarra Lions : J. Bottin-Noonan, H. Dobson, M. Bates, J. David-Wright, N. Lomas, C. Maciejowski  
Sydney University : Y. Jaffer-Williams, L. Maples, D. Dahler, O. Heidrich, J. Hiscox, M. Harmer

UMPIRES: L. Jobson, J. Day, B. Langer

### Second Semi Final – Blacktown International Sports Park Saturday September 7

Pennant Hills Demons	4.2, 7.4, 8.13, 11.14 (80)
UNSW/ES Bulldogs	0.2, 5.4, 5.7, 5.10 (40)

#### GOALS

Pennant Hills Demons : D. Preen 2, J. Rene 2, B. Thompson 2, J. Barty 2, B. Watson 1, L. De Vries 1, R. Pinker 1  
UNSW/ES Bulldogs : M. Togher 1, L. Towell 1, A. Cupido 1, J. Foote 1, A. Davis 1

#### BEST

Pennant Hills Demons : J. Hare, N. Hey, B. Watson, L. De Vries, J. Barty, T. Moraitis  
UNSW/ES Bulldogs : S. Krochmal, L. Towell, M. Dickson, K. Latham, J. Erickson, T. Roos

UMPIRES: L. Jobson, J. Pulo, B. Langer

### First Semi Final – Henson Park Sunday September 8

Illawarra Lions	4.1, 9.7, 13.8, 13.10 (88)
St George Dragons	1.1, 1.6, 2.9, 3.13 (31)

#### GOALS

Illawarra Lions : J. Lees 2, C. Kolster 2, R. Hamilton 1, J. Bottin-Noonan 1, T. Bishop 1, J. David-Wright 1, S. Potter 1, T. Dobson 1,  
B. Yates 1, C. Wood 1, K. Anu 1

St George Dragons : M. Peacock 1, B. Kilpatrick 1, N. Swanson 1

#### BEST

Illawarra Lions : J. Bottin-Noonan, H. Dobson, J. David-Wright, R. Hamilton, B. Forst, C. Panagakos  
St George Dragons : N. McKenzie-Hicks, D. Cooper, R. Jones, W. Murray, B. Kilpatrick, J. Guthrie

UMPIRES: M. Garroway, J. Day, S. Baker

### Preliminary Final – Blacktown International Sports Park Sunday September 15

UNSW/ES Bulldogs	3.2, 10.9, 10.9, 10.9 (69)
Illawarra Lions	1.0, 7.3, 7.3, 7.3 (45)

#### GOALS

UNSW/ES Bulldogs : A. Davis 6, H. Yates 2, T. Preece 1, A. Cupido 1  
Illawarra Lions : T. Bishop 3, S. Potter 2, N. Lomas 1, J. Lees 1

#### BEST

UNSW/ES Bulldogs : B. Gordon, A. Davis, J. Erickson, J. Foote, L. Towell, T. Roos  
Illawarra Lions : H. Dobson, J. David-Wright, M. Bates, K. Anu, B. Forst, T. Bishop

UMPIRES: S. Baker, B. Langer, L. Jobson

### Grand Final – Blacktown International Sports Park Saturday September 21

Pennant Hills Demons	4.4, 5.6, 9.6, 10.10 (70)
UNSW/ES Bulldogs	1.3, 7.6, 9.7, 10.7 (67)

#### GOALS

Pennant Hills Demons : D. Preen 5, J. Barty 2, L. De Vries 1, R. Pinker 1, C. Luscombe 1  
UNSW/ES Bulldogs : T. Preece 5, A. Cupido 2, J. Erickson 1, A. Davis 1, K. Latham 1

#### BEST

Pennant Hills Demons : D. Preen, N. Hey, T. Moraitis, R. Pinker, B. Keough, N. Mace  
UNSW/ES Bulldogs : T. Preece, A. Davis, B. Gordon, K. Latham, J. Foote, T. Roos

UMPIRES: M. Garroway, B. Langer, L. Jobson





## **DIVISION TWO FINALS**

### **Qualifying Final – Gipps Road Oval Saturday August 24**

Western Suburbs Magpies 1.0, 5.4, 7.8, 10.10 (70)  
Sydney University 4.4, 4.5, 4.6, 4.7 (31)  
GOALS,  
Western Suburbs Magpies : G. Richardson 2, A. Eurell 2, M. Eurell 2, J. Morgan 1, P. Boyd 1, R. Cott 1, R. Hinson 1  
Sydney University : D. Risby 2, D. Miller 1, L. McWhirter 1  
BEST,  
Western Suburbs Magpies : R. Hinson, R. Bamford, A. Eurell, M. Stokes, G. Richardson, D. Penfold  
Sydney University : S. Lloyd, L. McKendrick, N. Lye, S. Snodgrass, L. McWhirter, L. Huxtable  
UMPIRES: W. Macarthur, A. Kittel

### **Elimination Final – Gipps Road Oval Sunday August 25**

Moorebank Magpies 4.1, 7.10, 8.12, 14.17 (101)  
Camden Cats 2.1, 4.3, 9.11, 12.11 (83)  
GOALS,  
Moorebank Magpies : A. Cruwys 4, A. Sheldon 3, K. Ludke 3, D. Saunders 2, B. Pearce 1, T. Currant 1  
Camden Cats : J. Ayling 4, M. Halteh 2, F. Brown 1, N. Young 1, B. McCrossen 1, W. Stoitse 1, J. Beveridge 1, M. Lecek 1  
BEST,  
Moorebank Magpies : B. Parker, S. Wicken, J. Moore, B. Pearce, A. Cruwys, C. Cairns  
Camden Cats : M. Halteh, J. Ayling, F. Brown, B. McCrossen, C. Murray, M. Smith  
UMPIRES: M. Peck, S. Streat

### **Second Semi-Final – Gipps Road Oval Saturday August 31**

Manly Warringah Wolves 0.0, 4.3, 7.3, 8.3 (51)  
Western Suburbs Magpies 3.2, 4.2, 6.4, 7.7 (49)  
GOALS,  
Manly Warringah Wolves : J. Balderstone 2, S. Halder 2, J. Hall 1, B. Collins 1, J. McDougall 1, A. Pilat 1  
Western Suburbs Magpies : M. Eurell 4, R. Cott 2, J. Lear 1  
BEST,  
Manly Warringah Wolves : B. Collins, J. Lumsden, S. Atkins, P. Fabbro, J. Lambe, A. Pilat  
Western Suburbs Magpies : M. Tuttle, D. Penfold, M. Eurell, A. Eurell, P. Boyd, J. Lear  
UMPIRES: S. Streat, M. Peck

### **First Semi-Final – Gipps Road Oval Sunday September 1**

Sydney University 3.3, 4.5, 9.6, 12.9 (81)  
Moorebank Magpies 0.4, 2.5, 3.10, 4.13 (37)  
GOALS,  
Sydney University : J. Melville 3, A. MacPherson 2, L. McKendrick 2, J. Cutrupi 1, N. Lye 1, A. Holmes 1, A. Clark 1, M. Carey 1  
Moorebank Magpies : S. Wicken 3, B. Luo 1  
BEST,  
Sydney University : A. MacPherson, S. Power, G. Burch, A. Holmes, B. Nelson, L. McKendrick  
Moorebank Magpies : R. Forrester, R. Horton, B. Parker, A. Simpson, M. Burton, T. Currant  
UMPIRES: W. MacArthur, V. Rawlings

### **Preliminary Final – Gipps Road Oval Saturday September 7**

Sydney University 4.2, 7.5, 7.6, 10.9 (69)  
Western Suburbs Magpies 1.3, 3.3, 7.5, 8.5 (53)  
GOALS,  
Sydney University : R. MacPherson 3, A. Clark 2, M. Carey 1, S. Power 1, J. Melville 1, J. Boyd 1, D. Risby 1  
Western Suburbs Magpies : M. Eurell 4, C. Specha 1, P. Gannon 1, J. Lear 1, A. Eurell 1  
BEST,  
Sydney University : A. Clark, A. Holmes, R. MacPherson, B. Foley, D. Miller, S. Lloyd  
Western Suburbs Magpies : M. Tuttle, R. Cott, M. Eurell, J. Lear, D. Penfold, J. Morgan  
UMPIRES: S. Streat, W. Macarthur

### **Grand Final - Blacktown International Sports Park Saturday September 14**

Sydney University 1.1, 4.7, 4.12, 8.14 (62)  
Manly Warringah Wolves 2.3, 3.3, 6.5, 7.6 (48)  
GOALS,  
Sydney University : L. McKendrick 2, N. Lye 1, L. Huxtable 1, J. Cutrupi 1, J. Boyd 1, J. Melville 1, A. Holmes 1  
Manly Warringah Wolves : J. Hall 2, M. Rawle 2, T. Schultz 1, J. Balderstone 1, B. Collins 1  
BEST,  
Sydney University : J. Boyd, L. Huxtable, B. Foley, M. Carey, G. Burch, A. Hawtin  
Manly Warringah Wolves : B. Collins, J. McDonald, J. Behagg, J. Lumsden, J. Hall, S. Atkins  
UMPIRES : W. Macarthur, M. Peck



## **DIVISION THREE FINALS**

### **Qualifying Final – Gipps Road Oval Saturday August 24**

Randwick City Saints 6.2, 12.5, 15.5, 22.9 (141)  
Gosford Wildcats 4.2, 6.3, 10.4, 11.4 (70)

#### **GOALS,**

Randwick City Saints : A. Azhar 10, A. McCaig 2, R. Gillespie 2, G. Garoufalis 2, E. Loughrey 2, J. Grant 1,  
M. Hoffstein 1, D. Burke 1, J. Brabrook 1  
Gosford Wildcats : T. Eather 5, S. Burkinshaw 2, L. Thompson 1, S. Manuelle 1, N. Dorrington 1, L. Ghalayini 1

#### **BEST,**

Randwick City Saints : A. Azhar, R. Gillespie, M. Kavanagh, A. McCaig, N. Preston, J. Grant  
Gosford Wildcats : T. Eather, B. Deitz, M. Holgate, L. Thompson, S. Martin, D. Tomsett

**UMPIRES:** D. Sapiatzer, A. Green

### **Elimination Final – Gipps Road Oval Sunday August 25**

Nor-West Jets 2.3, 7.3, 8.6, 10.12 (72)  
Sydney University 3.3, 5.6, 5.9, 10.11 (71)

#### **GOALS,**

Nor-West Jets : S. Tibben 2, E. Coombs 2, M. Morgan 1, M. Gray 1, D. Cruz 1, P. Kyle 1, J. Goonan 1, P. Webster 1  
Sydney University : L. Godfrey 3, B. Nelson 2, M. Lloyd 1, A. Saunders 1, M. Webber 1, C. Wilkinson 1, T. Millstedt 1

#### **BEST,**

Nor-West Jets : D. Guthridge, A. Bayne, J. Bray, S. Tibben, M. Morgan, E. Coombs  
Sydney University : B. Nelson, T. Plummer, M. Watson, C. Wilkinson, D. Moc-Saint Clare, L. Godfrey

**UMPIRES:** M. Hall, V. Rawlings

### **Second Semi-Final – Gipps Road Oval Saturday August 31**

Blacktown Magic 7.2, 11.3, 16.6, 20.7 (127)  
Randwick City Saints 2.1, 4.4, 6.4, 6.6 (42)

#### **GOALS,**

Blacktown Magic : A. Moeller 10, B. Akmens 3, M. Clinch 2, M. Collins 1, J. Talbot 1, E. Barclay 1, A. Polkinghorne 1, G. Corr 1  
Randwick City Saints : L. Simpson 2, A. Azhar 2, M. Rose 1, M. Hoffstein 1

#### **BEST,**

Blacktown Magic : J. Saunders, A. Moeller, M. Collins, K. Weir, B. Whale, D. Clifford  
Randwick City Saints : J. Grant, J. Scanlon, M. Garstin, N. Preston, K. Jones, M. Dunlea

**UMPIRES:** D. Sapiatzer, M. Hall

### **First Semi-Final – Gipps Road Oval Sunday September 1**

Nor-West Jets 5.5, 6.5, 7.12, 10.13 (73)  
Gosford Wildcats 0.0, 3.1, 5.2, 6.6 (42)

#### **GOALS,**

Nor-West Jets : P. Kyle 5, T. Roberts 1, P. Webster 1, B. Pond 1, C. Kyle 1, D. Cruz 1  
Gosford Wildcats : S. Manuelle 2, S. Stokes 1, P. McCarthy 1, L. Thompson 1, J. Hunt 1

#### **BEST,**

Nor-West Jets : D. Cruz, A. Bayne, B. Pond, S. Davidson, A. Lawes, P. Kyle  
Gosford Wildcats : L. Thompson, B. Deitz, M. Holgate, A. Tomsett, H. Barsing, N. Dorrington

**UMPIRES:** A. Green, S. Coates

### **Preliminary Final – Gipps Road Oval Saturday September 7**

Randwick City Saints 4.4, 5.7, 9.7, 11.7 (73)  
Nor-West Jets 1.0, 3.2, 5.4, 8.4 (52)

#### **GOALS,**

Randwick City Saints : A. Azhar 5, D. Burke 3, R. Gillespie 1, M. Hoffstein 1, K. Jones 1  
Nor-West Jets : P. Kyle 5, P. Webster 1, M. Morgan 1, K. Clarke 1

#### **BEST,**

Randwick City Saints : J. Grant, K. Jones, A. Greet, B. Oliver, M. Garstin, J. Scanlon  
Nor-West Jets : P. Kyle, A. Bayne, D. Clinch, P. Webster, K. Clarke, A. Lawes

**UMPIRES:** D. Sapiatzer, V. Rawlings

### **Grand Final – Blacktown International Sports Park Saturday September 14**

Blacktown Magic 2.3, 5.5, 10.8, 11.11 (77)  
Randwick City Saints 2.2, 4.5, 6.5, 10.6 (66)

#### **GOALS,**

Blacktown Magic : E. Barclay 3, A. Polkinghorne 2, D. Connors 2, M. Clinch 1, A. Moeller 1, M. Gann 1, B. Akmens 1  
Randwick City Saints : A. Azhar 2, R. Gillespie 2, M. Rose 2, D. Burke 2, S. Feigan 1, B. Oliver 1

#### **BEST,**

Blacktown Magic : L. Corr, A. Polkinghorne, B. Whale, D. Clifford, E. Barclay, L. Penrith  
Randwick City Saints : S. Feigan, G. Garoufalis, J. Scanlon, J. Grant, M. Lewis, K. Jones

**UMPIRES:** D. Sapiatzer, V. Rawlings



## **DIVISION FOUR FINALS**

### **Qualifying Final – Gipps Road Oval Saturday August 24**

Pennant Hills Demons 4.4, 7.4, 11.6, 14.10 (94)  
Moorebank Magpies 1.0, 1.2, 2.3, 2.5 (17)

#### **GOALS**

Pennant Hills Demons : T. Abbott 4, P. Randazzo 4, E. Danilo 2, L. Spencer 1, A. D'Archy 1, T. Gerard 1, A. Huggins 1  
Moorebank Magpies : D. Cheam 1, D. Hope 1

#### **BEST**

Pennant Hills Demons : A. Huggins, T. Abbott, P. Randazzo, M. Cantrall, J. Turner, A. D'Archy  
Moorebank Magpies : A. Lourey, M. Burton, D. Keane, D. Hope, F. Wanrooy, D. Cheam

**UMPIRES:** J. Boland, D. Elvey

### **Elimination Final – Gipps Road Oval Sunday August 25**

Sydney University 1.2, 2.6, 5.10, 9.12 (66)  
Holroyd Parramatta Goannas 2.5, 4.6, 5.6, 6.8 (44)

#### **GOALS**

Sydney University : C. Clarebrough 4, J. Heazlewood 2, C. Mohen 1, P. Oscar 1, W. Bannon 1  
Holroyd Parramatta Goannas : D. Lawrence 2, S. Smith 1, P. Zuvela 1, C. Manut 1, E. Helmore 1

#### **BEST**

Sydney University : C. Clarebrough, C. Mohen, A. Harmer, J. Heazlewood, J. Hunt, T. Kirkham  
Holroyd Parramatta Goannas : S. Fifta, C. Jones, B. Rizzo, T. Mance, C. Manut, T. Watson  
Camden Cats : M. Halteh, J. Ayling, F. Brown, B. McCrossen, C. Murray, M. Smith

**UMPIRES:** C. Aftasi, I. Stojkov

### **Second Semi-Final – Gipps Road Oval Saturday August 31**

Pennant Hills Demons 2.0, 5.1, 8.3, 9.3 (57)  
UTS Bats 2.3, 3.3, 4.4, 5.6 (36)

#### **GOALS**

Pennant Hills Demons : T. Liles 3, A. Huggins 2, J. Turner 1, N. Breen 1, E. Danilo 1, T. Abbott 1  
UTS Bats : D. Lazarus 2, G. Morice 1, A. Christie 1, J. Whealans 1

#### **BEST**

Pennant Hills Demons : T. Liles, B. Hooper, D. Strange, S. Dunell, T. Gerard, A. D'Archy  
UTS Bats : G. Morice, C. Dean, A. Christie, T. Burnet, J. Ritchie, T. Richardson

**UMPIRES:** J. Boland, D. Elvey

### **First Semi-Final – Gipps Road Oval Sunday September 1**

Sydney University 1.5, 6.5, 9.8, 10.11 (71)  
Moorebank Magpies 1.1, 1.4, 2.5, 2.6 (18)

#### **GOALS**

Sydney University : C. Clarebrough 4, A. Lyons 3, B. Hunter 1, T. Whitaker 1  
Moorebank Magpies : N. Denko 1, A. Purton 1

#### **BEST**

Sydney University : J. Hollywood, T. Kirkham, C. Clarebrough, A. Lyons, A. Harmer, J. Heazlewood  
Moorebank Magpies : L. Clark, F. Wanrooy, S. McIntyre, R. Vehlow, C. Harry, D. Holman

**UMPIRES:** C. Aftasi, I. Stojkov

### **Preliminary Final – Gipps Road Oval Saturday September 7**

Sydney University 3.1, 7.1, 10.3, 13.4 (82)  
UTS Bats 1.2, 3.2, 6.4, 6.5 (41)

#### **GOALS**

Sydney University : C. Clarebrough 6, C. Mohen 2, C. McCauley 2, C. McNeil 2, A. Lyons 1  
UTS Bats : T. Richardson 2, A. Christie 1, T. Burnet 1, N. Cregg 1, J. Bocking 1

#### **BEST**

Sydney University : T. Kirkham, C. Clarebrough, P. Hunter, M. Hume, J. Hunt, T. Whitaker  
UTS Bats : A. Christie, T. Richardson, D. Beaton, J. Whealans, L. Williams, B. Green

**UMPIRES:** D. Elvey, I. Stojkov

### **Grand Final - Blacktown International Sports Park Saturday September 14**

Pennant Hills Demons 4.2, 8.3, 11.8, 14.11 (95)  
Sydney University 1.1, 1.2, 2.3, 4.4 (28)

#### **GOALS**

Pennant Hills Demons : P. Randazzo 3, B. Hatherley 3, T. Gerard 1, N. Breen 1, T. Abbott 1, J. Turner 1, E. Danilo 1, M. Cantrall 1, J. Gunstone 1, A. Huggins 1

Sydney University : B. Hunter 2, J. Edwards 1, C. Clarebrough 1

#### **BEST**

Pennant Hills Demons : E. Danilo, M. Cantrall, A. Huggins, B. Hooper, T. Abbott, S. Dunell  
Sydney University : B. Hunter, J. Hunt, T. Whitaker, C. McCauley, A. Harmer, P. Chidrawi

**UMPIRES:** D. Elvey, M. Hall



## **DIVISION FIVE FINALS**

### **Elimination Final – Henson Park Saturday August 17**

Blacktown Magic 3.1, 3.3, 4.4, 7.8 (50)  
Sydney University 1.2, 2.5, 3.8, 3.10 (28)  
GOALS,  
Blacktown Magic : M. Mbimbi 3, B. Gray 2, J. Miller 1, A. Robertson 1  
Sydney University : J. Owens 2, L. Hayward 1  
BEST,  
Blacktown Magic : M. Mbimbi, A. Robertson, A. Pyman, A. Hill, M. O'Grady, J. Williamson  
Sydney University : O. Neville, S. Howie, P. Oscar, P. Chidrawi, M. Abbey, J. Owens  
UMPIRES: I. Stojkov, G. Acland

### **Qualifying Final – Henson Park Saturday August 17**

Randwick City Saints 5.1, 5.3, 7.6, 10.8 (68)  
UTS Bats 0.0, 3.3, 3.4, 4.4 (28)  
GOALS,  
Randwick City Saints : A. Pezeshki 3, P. Higginson 2, B. Mobbs 1, B. Prelec 1, M. Oleksyn 1, D. Coakley 1, D. Garoufalis 1  
UTS Bats : R. Armstrong 1, J. Hedrick 1, L. Stebbing 1, B. Payne 1  
BEST,  
Randwick City Saints : D. Waterston, C. Colville, A. Pezeshki, M. Bryant, B. Mobbs, L. Millichip  
UTS Bats : T. O'Donovan, L. Stebbing, T. Newman, N. McInerney, R. Alagich, J. Hedrick  
UMPIRES: K. Paradis, A. Smyth

### **Second Semi Final – Gipps Road Oval Sunday August 24**

Randwick City Saints 0.2, 2.10, 4.12, 9.13 (67)  
Camden Cats 1.2, 4.2, 4.4, 6.8 (44)  
GOALS,  
Randwick City Saints : D. Garoufalis 3, P. Higginson 2, M. Oleksyn 2, B. Mobbs 1, L. Wilson 1  
Camden Cats : B. Wright 2, N. Glynn 1, D. Elliot 1, J. McGregor 1, M. Wynne 1  
BEST,  
Randwick City Saints : N. Pilgrim, B. Prelec, L. Millichip, C. Colville, B. Mobbs  
Camden Cats : N. Glynn, T. McDonald, G. Richards, J. Kitching, D. Pattison, G. James  
UMPIRES: D. McPherson, K. Paradis

### **First Semi Final – Gipps Road Oval Saturday August 25**

UTS Bats 2.5, 6.12, 9.14, 12.19 (91)  
Blacktown Magic 1.0, 4.1, 6.5, 7.9 (51)  
GOALS,  
UTS Bats : R. Armstrong 3, J. Hedrick 3, C. Leggett 1, S. Hains 1, A. Reynolds 1, M. Winter 1, B. Pedler 1, L. Stebbing 1  
Blacktown Magic : Not provided  
BEST,  
UTS Bats : N. McInerney, T. O'Donovan, J. Hedrick, R. Armstrong, T. Newman, S. Hains  
Blacktown Magic : Not provided  
UMPIRES: S. Wallbank, A. Green

### **Preliminary Final – Gipps Road Oval Saturday August 31**

UTS Bats 1.5, 5.8, 7.11, 12.13 (85)  
Camden Cats 3.0, 3.3, 3.4, 3.5 (23)  
GOALS,  
UTS Bats : R. Armstrong 3, D. Casarotto 2, J. Hedrick 2, N. McInerney 1, J. Levy 1, L. Stebbing 1, J. McCormack 1, D. Menzies 1  
Camden Cats : J. McGregor 2, T. Glynn 1  
BEST,  
UTS Bats : C. Leggett, T. O'Donovan, B. Payne, A. Reynolds, J. Levy, T. Hagglund  
Camden Cats : G. James, W. Lowndes, M. Price, B. Laid, G. Richards, B. Cracknell  
UMPIRES: A. Smyth, K. Paradis

### **Grand Final - Blacktown International Sports Park Sunday September 8**

Randwick City Saints 0.3, 9.4, 11.7, 13.8 (86)  
UTS Bats 1.3, 2.4, 6.5, 6.7 (43)  
GOALS,  
Randwick City Saints : D. Garoufalis 5, A. Pezeshki 2, B. Mobbs 1, L. Millichip 1, J. King 1, B. Prelec 1, L. Mountney 1, P. Higginson 1  
UTS Bats : C. Leggett 2, T. O'Donovan 1, R. Armstrong 1, J. McCormack 1, B. Limbrey 1  
BEST,  
Randwick City Saints : N. Pilgrim, A. Pezeshki, D. Garoufalis, M. Sadler, L. Wilson, P. Conduit  
UTS Bats : J. Levy, T. O'Donovan, T. Hagglund, C. Leggett, T. Newman, N. McInerney  
UMPIRES: C. Aftasi, J. Boland



## **UNDER 18 DIVISION TWO FINALS**

### **Second Semi Final – Henson Park Saturday August 31**

Macquarie University	3.5, 7.6, 10.7, 11.10 (76)
Moorebank Magpies	5.1, 7.8, 7.14, 10.15 (75)

#### **GOALS**

Macquarie University : R. Ludowyke 5, O. Jackson 2, T. Cordner 2, C. Aparcar 1, C. Hollsten 1  
Moorebank Magpies : M. Faulkner 4, J. Panesar 2, Z. Podbury 1, J. Bowman 1, B. Westwood 1, H. Mitchell 1

#### **BEST**

Macquarie University : T. Cordner, C. Hollsten, R. Ludowyke, S. McKinnon, O. Jackson, H. St Hill  
Moorebank Magpies : J. Bryant, B. Wicken, J. Bowman, B. Westwood, Z. Podbury, R. Payne

**UMPIRES:** D. Lamb, M. Redston

### **First Semi Final – Blacktown International Sports Park Saturday September 7**

Manly Warringah Wolves	4.2, 8.5, 11.5, 17.8 (110)
Holroyd Parramatta Goannas	0.1, 2.5, 4.5, 5.7 (37)

#### **GOALS**

Manly Warringah Wolves : J. Parker 3, G. Burke 2, D. Bruce 2, L. Behagg 2, B. Pierce 2, T. McCaffrey 2, C. Morgan 1, L. Ivanovic 1, T. Cameron 1, B. Ormonde 1

Holroyd Parramatta Goannas : C. Wolfe 4, J. Aubert 1

#### **BEST**

Manly Warringah Wolves : T. McCaffrey, D. Cantwell, A. Wearne, M. Bell, G. Burke, B. Ormonde  
Holroyd Parramatta Goannas : A. Rickett, A. Roy, M. Blessing, J. Stiles, J. Hutt, J. Strahan

**UMPIRES:** D. Lamb, L. Clark

### **Preliminary Final – Blacktown International Sports Park Sunday September 15**

Holroyd Parramatta Goannas	2.4, 4.10, 5.14, 11.16 (82)
Macquarie University	1.1, 1.9, 2.9, 4.11 (35)

#### **GOALS**

Holroyd Parramatta Goannas : C. Wolfe 4, A. Rickett 2, H. Keenan 2, J. Mayne 1, J. Sulemam 1, J. Havey 1

Macquarie University : O. Jackson 2, C. Hollsten 1, J. Riley 1

#### **BEST**

Holroyd Parramatta Goannas : J. Mayne, A. Rickett, C. Manut, A. Boelhouwer, J. Havey, H. Spiteri

Macquarie University : S. O'Sullivan, T. Cordner, J. Riley, O. Jackson, H. St Hill, L. Nelson

**UMPIRES:** J. Pulo, D. Lamb

### **Grand Final – Blacktown International Sports Park Saturday September 21**

Manly Warringah Wolves	8.5, 10.10, 15.18, 20.24 (144)
Holroyd Parramatta Goannas	1.0, 2.2, 2.3, 3.5 (23)

#### **GOALS**

Manly Warringah Wolves : J. Rowland 4, M. Bell 3, C. Morgan 2, J. Parker 2, T. Cameron 2, G. Burke 2, A. Wearne 1, B. Pierce 1, M. Tarlinton 1, D. Cantwell 1, T. McCaffrey 1

Holroyd Parramatta Goannas : H. Keenan 1, C. Wolfe 1, S. Smith 1

#### **BEST**

Manly Warringah Wolves : J. Rowland, L. Behagg, T. McCaffrey, G. Burke, D. Cantwell, M. Bell

Holroyd Parramatta Goannas : A. Rickett, J. Mayne, H. Keenan, C. Dewar, J. Strahan, J. Havey

**UMPIRES:** D. Lamb, D. Sapiatzter



## **WOMEN DIVISION ONE FINALS**

### **Second Semi Final – Mona Park Sunday August 25**

Balmain Dockers 1.3, 4.5, 7.6, 10.8 (68)

Western Wolves 1.4, 1.4, 3.5, 7.7 (49)

GOALS,

Balmain Dockers : E. Cordina 2, H. Fenech 2, B. Pride 2, K. Spilarewicz 2, J. Thorpe 1, K. Fitzsimmons 1

Western Wolves : J. Downting 4, K. Lawson 2, M. Eudes 1

BEST,

Balmain Dockers : J. Buckthought, S. Bates, K. Fitzsimmons, A. Parkin, K. Spilarewicz, H. Warren

Western Wolves : B. Calderwood, C. Calver, E. Hewson, K. Lawson, M. Eudes, M. Freckelton

UMPIRES: J. Reiss, D. Delian

### **First Semi Final – Henson Park Sunday September 1**

Sydney University 3.2, 4.4, 7.9, 7.9 (51)

UNSW/ES Stingrays 0.0, 1.1, 1.4, 3.6 (24)

GOALS,

Sydney University : A. Morgan 3, K. Byrne 2, M. Gray 1, A. McDonnell 1

UNSW/ES Stingrays : C. van Schalkwyk 2, S. Court 1

BEST,

Sydney University : J. Lew, L. Creber, S. Lancaster, A. Morgan, L. Sadler, S. Walker

UNSW/ES Stingrays : C. Gum, M. Morris, L. O'Brien, A. Bidou, J. Still, C. van Schalkwyk

UMPIRES: D. Moore, D. Delian

### **Preliminary Final – Blacktown International Sports Park Sunday September 8**

Balmain Dockers 1.1, 2.1, 4.1, 5.2 (32)

UNSW/ES Stingrays 0.1, 0.4, 2.5, 2.8 (20)

GOALS,

Balmain Dockers : Not provided

UNSW/ES Stingrays : M. Nguyen 1, M. Morris 1

BEST,

Balmain Dockers : Not provided

UNSW/ES Stingrays : C. Gum, M. Nguyen, E. Mackay, N. Vrachnas, J. Still, L. O'Brien

UMPIRES: S. Coates, D. Delian

### **Grand Final – Blacktown International Sports Park Saturday September 14**

Sydney University 1.3, 3.4, 6.8, 7.9 (51)

Balmain Dockers 0.1, 2.6, 3.6, 3.7 (25)

GOALS,

Sydney University : L. Creber 1, E. Yuen 1, S. Walker 1, A. McDonnell 1, M. Gray 1, L. Sadler 1, A. Garland 1

Balmain Dockers : B. Pride 2, R. McGee 1

BEST,

Sydney University : J. Lew, S. Lancaster, L. Creber, R. Stack, M. Gray, B. Michalk

Balmain Dockers : A. Parkin, J. Buckthought, H. Warren, B. Pride, M. Fuller, S. Bates

UMPIRES: D. Delian, J. Day





## **WOMEN DIVISION TWO FINALS**

### **Second Semi Final – Henson Park Saturday August 17**

Penrith Ramettes 1.3, 1.4, 1.4, 3.6 (24)

UTS Shamrocks 0.0, 1.4, 1.5, 2.5 (17)

#### **GOALS**

Penrith Ramettes : J. Burnham 1, J. Vella 1, H. Short 1

UTS Shamrocks : C. Mc Cutcheon 1, C. Daylight 1

**BEST**

Penrith Ramettes : J. Brown, C. Manuel, K. Jones, K. Easthope, N. Camilleri, J. Vella

UTS Shamrocks : L. Hilmi, C. Mc Cutcheon, S. Thrower, T. McDonough, C. Daylight, M. Budden

**UMPIRES**: J. Markut, D. Mcpherson

### **First Semi Final – Mona Park Sunday September 25**

Macquarie University 3.3, 5.3, 9.4, 10.7 (67)

Southern Power 0.1, 0.1, 1.1, 1.2 (8)

#### **GOALS**

Macquarie University : R. Beeson 3, A. Farrugia 3, S. O'Loughlin 1, L. Fassone 1, J. Wong 1, A. Albury 1

Southern Power : K. Hull 1

**BEST**

Macquarie University : A. Albury, K. Sutcliffe, A. Farrugia, B. Muldoon, R. Beeson, J. Bond

Southern Power : A. Kowski, A. Tegg, J. Miller, J. Purcell, D. Dunajcik, B. Day

**UMPIRES**: D. Elvey, M. O'Connell

### **Preliminary Final – Blacktown International Sports Park Sunday September 1**

Southern Power 3.2, 5.4, 8.5, 9.11 (65)

Penrith Ramettes 1.0, 3.0, 3.1, 3.1 (19)

#### **GOALS**

Southern Power : S. Smyth 2, A. McClure 2, B. Day 2, L. Hodgson 1, A. Kowski 1, A. Tegg 1

Penrith Ramettes : J. Brown 2, K. Easthope 1

**BEST**

Southern Power : B. Day, D. Goom, K. Hull, A. Kowski, A. McClure, S. Smyth

Penrith Ramettes : N. Camilleri, K. Badger, M. Vella, J. Vella, C. Manuel, Z. McDonagh

**UMPIRES**: J. Reiss, D. Mcpherson

### **Grand Final – Blacktown International Sports Park Saturday September 8**

Macquarie University 2.3, 3.6, 5.7, 7.11 (53)

Southern Power 0.0, 0.1, 2.1, 4.1 (25)

#### **GOALS**

Macquarie University : R. Beeson 2, A. Farrugia 2, S. O'Loughlin 1, A. Gray 1, J. Willemse 1

Southern Power : L. Hodgson 1, J. Miller 1, A. McClure 1, A. Tegg 1

**BEST**

Macquarie University : A. Farrugia, R. Beeson, S. Lee, B. Muldoon, A. Albury, S. O'Loughlin

Southern Power : A. Kowski, K. Hull, B. Day, J. Miller, D. Goom, M. Hibbert

**UMPIRES**: J. Reiss, A. Smyth



## GRAND FINAL PHOTOS





### **CLUB OF THE YEAR PROGRAM**

The Club of the Year incentive scheme was continued in 2013 to give clubs the opportunity to receive financial rewards for achieving excellence for off field administrative tasks. These tasks included provision of financial information, attendance at meetings and match day duties.

Points were allotted for each task, each worth \$0.50 to the club.

Each week points were calculated and clubs issued with a statement.

At the end of the season, clubs were paid the amount which they earned. If a club finished with a negative amount they would be required to pay this amount.

Of the 31 clubs in 2013, 28 clubs were eligible to receive a payment with UNSW/ES Bulldogs once again the club who received the highest rebate.

The incentive scheme is an excellent initiative that saw \$20,561 returned to the clubs in 2013.

## **DIGITAL SPORTS COVERAGE**

Our broadcast partner, Digital Sports provided live streaming of one weekly Premier Division Match, including all Grand Finals on [www.digitalsports.com.au](http://www.digitalsports.com.au). This platform is integral to showcasing the talent on display in the local competition to a wide audience. A huge thank you must be extended to Craig Abercrombie and his team at Digital Sports for their continued support.

Digital Sports should be commended on the quality of the production and presentation and it is hoped that this exposure will continue in years to come.

## **THE FOOTBALL RECORD**

Prior to the season clubs were asked if they would like the hardcopy of the Record continued and the overwhelming response was yes so the production of a weekly Football Record continued in 2013.

With reduced resources in 2013 the Record information was cut back slightly. The Record also saw a standard cover issued each week except for certain themed rounds where specific artwork was put together for weekends such as Indigenous Round, Women's Round and Multicultural Round.

At the beginning of the season clubs were asked if they wanted to receive Football Records during the year. It was pleasing that all but two clubs opted to receive copies. In a change from previous years, and mainly to do with a lack of resources, Clubs were not required to contribute notes each week.

Clubs were levied \$1 per record, but were able to sell these on matchday should they wish however most opted to make them free of charge.

The publication was compiled and edited by the Football Operations Department, in particular Kirsty Garrard. The softcopy was then sent to MMB Printing who would print and return to the Moore Park office by Thursday morning each week. From there they would be Express Posted to each club who had their first grade playing at home that weekend.

The season's records have again be bound and kept as part of the leagues historical records.

A new addition to the Record each week in 2013 was the 'Those Were The Days' page which was provided by the NSW Historical Committee. Each article looked back to former days of the AFL Sydney competition and was very well received by the general football community.

Whilst there is a reasonable effort in publishing the Football Record the end result is a tremendous vehicle for the league and clubs to push their cause and a wonderful effort for those concerned in its publication.

It is expected that 2014 will see more content added tot he Record.

## **PHOTOGRAPHY**

AFL Sydney contracted the service Michael Vettas Photography to take photos of Grand Finals, as well as the Phelan Medal count.

He also displayed photos on the photo gallery on the AFL Sydney website as well as at [www.safphotos.com.au](http://www.safphotos.com.au) . The photos were also available for purchase.

## TRIBUNAL

The tribunal, which was held on a Wednesday night at the AFL NSW/ACT Office, heard 37 cases in 2013. Brian Langton acted as Tribunal Chairman while the other seven members of the tribunal panel operated on a roster basis.

A break up of reports and tribunal hearing statistics are as follows:

SUMMARY	2013	2012
No of Charges	101	71
Set Penalties Offered	94	59
Set Penalties Accepted	58	48
Cases Before Tribunal	37	23
Guilty & Suspended	20	16
Guilty & Reprimand	10	2
Not Guilty	7	4
Case Dismissed		
	101	
Sentences > Prescribed Penalty Offered	94	1
Sentences same as Prescribed Penalty Offered	58	2
Sentences < Prescribed Penalty Offered	37	5

CHARGES	Set Penalty	Guilty	Not Guilty
Striking	38	7	4
Attempting to Strike	1		
Abusive Conduct/ Abusive Language toward an umpire	11	9	2
Abusive Conduct/ Abusive Language toward an opposition player	1	2	
Behaving in an abusive, threatening or obscene manner towards an umpire			
Charging	2		
Rough Conduct	6	3	
Tripping	1		
Tripping - Attempted	1		
Disputing Decisions	1		
Kicking	2		
Misconduct - Headbutting		2	
Misconduct – Urinating on the Field		1	
Contempt Of Tribunal		1	
Misconduct – Spraying Umpire with Water		1	
Forceful Front on Contact	5		

In comparison to 2012, charges in 2013 increased by 42%. In 2013, 93% of all charges were 'offered a Prescribed Penalty of which 62% were accepted. This percentage compares to 2012 where 83% of charges were offered a Prescribed Penalty with 81% accepting. In 2013, 81% of those cases which appeared before the tribunal resulted in a guilty verdict as opposed to 78% in 2012.

## **2013 PREMIERS**



**PREMIER DIVISION**  
MANLY-WARRINGAH



**DIVISION ONE**  
SOUTHERN POWER



**UNDER 18 DIVISION ONE**  
PENNANT HILLS



**DIVISION TWO**  
SYDNEY UNIVERSITY



**DIVISION THREE**  
BLACKTOWN

**UNDER 18 DIVISION TWO**  
MANLY-WARRINGAH



**DIVISION FOUR**  
PENNANT HILLS



**DIVISION FIVE**  
RANDWICK CITY



**WOMEN'S DIVISION ONE**  
SYDNEY UNIVERSITY

**WOMEN'S DIVISION TWO**  
MACQUARIE UNIVERSITY



## **2013 GRAND FINAL BEST ON GROUND WINNERS**

### **ROD PODBURY MEDAL**

#### **(Premier Division Grand Final Best & Fairest)**

- Lachlan Kilpatrick – Manly-Warringah (*pictured below*)

### **DIVISION ONE GRAND FINAL BEST & FAIREST**

- Alan Fritsch – Southern Power

### **UNDER 18 DIVISION ONE GRAND FINAL BEST & FAIREST**

- Daniel Preen – Pennant Hills

### **DIVISION TWO GRAND FINAL BEST & FAIREST**

- Jarryd Boyd – Sydney University

### **DIVISION THREE GRAND FINAL BEST & FAIREST**

- Leighton Corr – Blacktown Magic

### **DIVISION FOUR GRAND FINAL BEST & FAIREST**

- Evan Danilo – Pennant Hills

### **UNDER 18 DIVISION TWO GRAND FINAL BEST & FAIREST**

- Jordan Rowland – Manly Warringah

### **DIVISION FIVE GRAND FINAL BEST & FAIREST**

- Nathan Pilgram – Randwick City

### **WOMEN'S DIVISION ONE GRAND FINAL BEST & FAIREST**

- Jennifer Lew – Sydney University

### **WOMEN'S DIVISION TWO GRAND FINAL BEST & FAIREST**

- Amanda Farrugia – Macquarie University



## **2013 MISCELLANEOUS AWARDS**

### **KEN FERGUSON AWARD (Volunteer of the Year)**

- Barbara Dickin – Western Suburbs

### **AFL SYDNEY WOMEN'S VOLUNTEER OF THE YEAR**

- Lauren Hodgson – Southern Power

**AFL SYDNEY RISING STAR**

- Levi Sands – Western Suburbs

**AFL SYDNEY WOMEN'S RISING STAR**

- Stephanie Walker – Sydney University

**HOWARTH MEDAL (Representative Player of the Year)**

- Courtney Gum – UNSW/ES

## 2013 LEADING GOAL KICKERS

Stan Milton Medal Premier Division		
Name	Club	Goals
Rory Miller	WS	63
Daniel Roberts	NS	56
Matt Edwins	CTO	54
Henry Mason	UNSW	47

Division Two		
Name	Club	Goals
Matthew Rawle	MW	65
Jeffrey Melville	SUNI	61
2 others		48

Under 18 Division One		
Name	Club	Goals
Daniel Preen	PH	56
Matthew Vivic	SUNI	49
Abe Davis	UNSW	46

Division Four		
Name	Club	Goals
David Backler	UNSW	61
Adam Parker	MOO	31
Joseph Byrnes	UNSW	30

Women's Division One		
Name	Club	Goals
Belinda Pride	BAL	37
Jess Downting	WVW	31
Ashlee Morgan	SU	26

Division One		
Name	Club	Goals
Benjamin Rogers	HP	61
Ryan Farrelly	UNSW	44
Jared Wilson	SP	29
Anthony Brawn	PH	28

Division Three		
Name	Club	Goals
Ashley Moeller	BLA	110
Scott Manuelle	GOS	66
Tim Eather	GOS	58

Under 18 Division Two		
Name	Club	Goals
Mitchell Bell	MW	40
Tom McCaffrey	MW	17
4 others		17

Division Five		
Name	Club	Goals
Ben Laid	CAMD	37
Kevin Kirk	PENR	32
Sam Wright	UNSW	31

Women's Division Two		
Name	Club	Goals
Amanda Farrugia	MU	39
Aislinn Albury	MU	31
Ashley Gray	MU	29



**Left to Right – (Top):** Rory Miller (Premier Div); Ben Rogers (Div 1); Matthew Rawle (Div 2); Ash Moeller (Div 3); **(Middle):** David Backler (Div 4); Ben Laid (Div 5); Daniel Preen (Under 18 Div 1); Mitchell Bell (U18 Div 2) and **(Bottom):** Amanda Farrugia (Women's Div 2) all receiving their trophies from Craig Bolton.

**2013 LEAGUE BEST & FAIREST**



**PHELAN MEDAL**  
**(PREMIER DIVISION BEST & FAIREST)**  
Tyrone Armitage  
Manly Warringah (23 votes)

**SNOW MEDAL**  
**(DIVISION ONE BEST & FAIREST)**  
Stuart Brierty  
Southern Power (27 votes)



**KEALY MEDAL**  
**(U18 DIVISION ONE BEST & FAIREST)**  
Matthew Vicic  
Sydney University (23 votes)



**SANDERS MEDAL**  
**(DIVISION TWO BEST & FAIREST)**  
Josiah Ayling  
Camden (14 votes)



**MC FARLANE MEDAL**  
**(DIVISION THREE BEST & FAIREST)**  
Christopher Noordhof  
Western Suburbs (29 votes)





**HART MEDAL  
(U18 DIVISION TWO BEST & FAIREST)**  
James Bowman  
Moorebank (15 votes)



**ARMSTRONG MEDAL  
(DIVISION FOUR BEST & FAIREST)**  
Alexander Huggins  
Pennant Hills (16 votes)



**APTED MEDAL  
(DIVISION FIVE BEST & FAIREST)**  
Ben Laid  
Camden (17 votes)



**WOMEN'S DIVISION ONE  
BEST & FAIREST**  
Madelane Collier  
Wollongong (16 votes)

**WOMEN'S DIVISION ONE  
BEST & FAIREST**  
Amanda Farrugia  
Macquarie University (34 votes)



## 2013 LEAGUE BEST AND FAIREST

Phelan Medal Premier Division		
Name	Club	Votes
Tyrone Armitage	MW	23
Sam Carruthers	NS	22
Kieran Wright	PH	14
Levi Sands	WS	14
Gareth Benbow	MW	13
David Lycakis	STG	13
2 others		12

Snow Medal Division One		
Name	Club	Votes
Stuart Brierty	SP	27
James Brackin	MU	23
Jordan Pidgeon	HP	20
Benjamin Rogers	HP	18
Joshua Shephard	PEN	17
Cameron McKinlay	UNSW	15
2 others		12

Sanders Medal Division Two		
Name	Club	Votes
Josiah Ayling	Camden	14
Matthew Rawle	MW	13
Blake Brendan	MW	13
Dom Humphries	MW	13
Stephen Lloyd	SU	13
Jarryd Boyd	SU	13

McFarlane Medal Division Three		
Name	Club	Votes
Chris Noordhof	WS	29
David Clinch	NW	21
Tim Eather	GOS	17
Paul Webster	NW	14
Scott Feigan	RAN	14
Andrew Polkinghorne	BLA	14

Kealy Medal Under 18 Premier Cup		
Name	Club	Votes
Matthew Vicic	SU	23
Cameron Arndt	SHE	20
Tyler Roos	UNSW	19
Abe Davis	UNSW	18
James McKenzie	S IG	18

Hart Medal Under 18 Challenge Cup		
Name	Club	Votes
James Bowman	MOO	15
Bill Shipway	BAL	11
Ryan Ludowyke	MU	11
Mitchell Bell	MW	11
Tom McCaffrey	MW	10

Armstrong Medal Division Four		
Name	Club	Votes
Alex Huggins	PH	16
Nathan Breen	PH	15
Roger Jones	UNSW	14
Sireli Fifita	HP	12
Mitchell Thompson	SU	12

Apted Medal Division Five		
Name	Club	Votes
Ben Laid	CAM	17
Don Waterston	RAN	16
Shane Scott	PENR	13
Martin Pope	PENR	13
2 others		9

Women's Division One Best & Fairest		
Name	Club	Votes
Madelane Collier	WOL	16
Courtney Gum	UNSW	15
Jennifer Lew	SU	12
Melissa Freckelton	VWV	12
Stephanie Walker	SU	11

Women's Division Two Best & Fairest		
Name	Club	Votes
Amanda Farrugia	MU	34
Lael Kassem	AUB	22
Christine McCutcheon	UTS	22
Kathryn Hull	SP	17
Aislinn Albury	MU	13

# BEST & FAIREST VOTING

## PHELAN MEDAL

### PREMIER DIVISION BEST & FAIREST

Tyrene	Armbage	Manly Warringah Wolves	23	Alex	Goodall	Pennant Hills Demons	6	Sam	Widmer	Pennant Hills Demons	3	Richard	Tron	UNSW/ES Bulldogs	2
Sam	Carruthers	North Shore Bombers	22	Paul	Sain	St George Dragons	6	Daniel	Cox	St George Dragons	3	Ryan	Plant	UNSW/ES Bulldogs	2
Kieran	Wright	Pennant Hills Demons	14	Marcus	Linsen	Western Suburbs Magpies	6	Dean	Gilbert	St George Dragons	3	Timothy	Widner	UNSW/ES Bulldogs	2
Lavi	Sands	Western Suburbs Magpies	14	David	Linsen	Campbelltown Blues	5	Dominic	Kilworth	St George Dragons	3	Joel	Minichiello	UTS Bats	2
Gareth	Benbow	Manly Warringah Wolves	13	Hanish	Sherwood	Campbelltown Blues	5	Timothy	Addison	St George Dragons	3	Mitchell	Hall	UTS Bats	2
David	Lycakis	St George Dragons	13	Jeremy	Daniher	Illawarra Lions	5	Yoshi	Harris	Sydney Hills Eagles	3	Rawson	Kirkhope	UTS Bats	2
Selby	Lee-Steere	Balmain Dockers	12	Anthony	Robertson	Manly Warringah Wolves	5	Aron	Everett	Sydney University	3	Andrew	Eurell	Western Suburbs Magpies	2
Paul	Green	Campbelltown Blues	12	Ronald	Watson	North Shore Bombers	5	Jethro	McCrea	Sydney University	3	Bill	Lafferty	Western Suburbs Magpies	2
Matthew	Carey	Pennant Hills Demons	11	Harry	Angel	Pennant Hills Demons	5	Jordan	McCreary	Sydney University	3	Clinton	McGrath	Western Suburbs Magpies	2
Henry	Mason	UNSW/ES Bulldogs	11	Blake	Guthrie	St George Dragons	5	Kyle	Underwood	Sydney University	3	Elliott	Harper	Western Suburbs Magpies	2
Matthew	Rawlinson	UNSW/ES Bulldogs	10	Theo	Gavuri	Sydney Hills Eagles,Campbelltown Blues	5	Michael	Higgins	Sydney University	3	Mathew	Lemme	Western Suburbs Magpies	2
Anua	Prika	Campbelltown Blues	9	David	Lavender	UTS Bats	5	MJ	Figg	Sydney University	3	Joshua	Cass	Balmain Dockers	1
Daniel	Roberts	North Shore Bombers	9	Samuel	Chadwick	UTS Bats	5	Jeremy	Kiel	UNSW/ES Bulldogs	3	Sean	Bowen	Balmain Dockers	1
Douglas	Hadden	North Shore Bombers	9	Bryce	Joynson	Campbelltown Blues	4	Joel	Robbie	UNSW/ES Bulldogs	3	Jacariah	Peni	Campbelltown Blues	1
Ranga	Ediriwickrama	Pennant Hills Demons	9	Harrison	Koch	Manly Warringah Wolves	4	Frank	Boland	UTS Bats	3	Penisimani	Mahina	Campbelltown Blues	1
Petrick	McBride	St George Dragons	9	Hayden	Washington	Manly Warringah Wolves	4	Tom	Steinfort	UTS Bats	3	David	Goodey	Illawarra Lions	1
Peter	Kafalas	UNSW/ES Bulldogs	9	Dale	Fitzgerald	North Shore Bombers	4	Jarryd	Polley	Magpies	3	Dylan	Koop	Illawarra Lions	1
Michael	Puhle	UTS Bats	9	Tim	Wales	Pennant Hills Demons	4	Patrick	Wilmut	Manly Warringah Wolves	3	Robert	Hart	Manly Warringah Wolves	1
Brenton	Mumme	Western Suburbs Magpies	9	David	Ryan	St George Dragons	4	Rhys	Clin	Balmain Dockers	2	Thomas	Thurgaland	Manly Warringah Wolves	1
Matthew	Round	Balmain Dockers	8	Michael	Minler	St George Dragons	4	Chris	Cook	Illawarra Lions	2	Evan	Davis	North Shore Bombers	1
Taran	Etto	Campbelltown Blues	8	Nick	Ryan	St George Dragons	4	Joshua	Roebuck	Illawarra Lions	2	Nick	Todd	North Shore Bombers	1
Adam	Gulden	UNSW/ES Bulldogs	8	Callum	Kennedy	Sydney University	4	Thomas	Green	Illawarra Lions	2	Thomas	McMahon	North Shore Bombers	1
Maximilian	Collett	UNSW/ES Bulldogs	8	Charles	Shaw	Sydney University	4	Ryan	Wearne	Manly Warringah Wolves	2	Nicholas	Campbell	Pennant Hills Demons	1
Michael	Aikinson	UTS Bats	8	James	Howard	Sydney University	4	Tom	Beckett	Manly Warringah Wolves	2	Thomas	Angel	Pennant Hills Demons	1
Scott	Tragening	UTS Bats	8	Matthew	Eurell	Western Suburbs Magpies	4	Benjamin	Sykes	North Shore Bombers	2	Jesse	Mudge	St George Dragons	1
Hayden	Nichols	UNSW/ES Bulldogs	8	Rory	Miller	Western Suburbs Magpies	4	Christopher	Murphy	North Shore Bombers	2	Nick	Crowe	Sydney Hills Eagles	1
Matthew	Edwins	Campbelltown Blues	7	Cameron	Gordon	Campbelltown Blues	3	Damian	DeL'Aquila	Pennant Hills Demons	2	Tim	Kear	Sydney Hills Eagles	1
William	Brasil	Manly Warringah Wolves	7	Peter	Lloyd	Illawarra Lions	3	Ted	Widmer	Pennant Hills Demons	2	Etesa	Okunbor	Sydney University	1
Zach	Manley	North Shore Bombers	7	Lachlan	Kilpatrick	Manly Warringah Wolves	3	Daniel	Lim	St George Dragons	2	Thomas	Heath	UNSW/ES Bulldogs	1
Luke	Bibbe	Pennant Hills Demons	7	Nathan	Boaschleier	Manly Warringah Wolves	3	Nathan	Kenny	St George Dragons	2	Daniel	McFarlane	UTS Bats	1
Ben	Jones	St George Dragons	7	Adrian	Harry	North Shore Bombers	3	Dean	Costello	Sydney Hills Eagles	2	Jacob	Price	UTS Bats	1
Robbie	Robbie	Sydney University	7	Brendan	Fitzgadd	North Shore Bombers	3	Matthew	Schoiz	Sydney Hills Eagles	2	Lachlan	Lamont	UTS Bats	1
Stephen	Hudson	Western Suburbs Magpies	7	Jared	Shattock	North Shore Bombers	3	Stephen	Doyle	Sydney Hills Eagles	2	Benjamin	Polley	Western Suburbs Magpies	1
Kristian	Ericson	Balmain Dockers	6	Samuel	Mason	North Shore Bombers	3	Alex	O'Dea	Sydney University	2	Chris	Bolt	Western Suburbs Magpies	1
Leigh	Conway	Balmain Dockers	6	Aaron	Critfield	Pennant Hills Demons	3	Ben	Fitzpatrick	Sydney University	2				
Connor	Pettersson	Manly Warringah Wolves	6	Alastair	Richardson	Pennant Hills Demons	3	Cameron	Holmes	Sydney University	2				

## SNOW MEDAL DIVISION ONE BEST & FAIREST

Stuart James	27	Brierty	Southern Power	Ryan	Meldrum	North Shore Bombers	4	Joshua	Davis	UTS Bats	3	Daniel	Tracey	North Shore Bombers	2
Jordan Benjamin	23	Bracklin	Macquarie University	Alan	Fritch	Southern Power	4	Henry	White	UTS Bats	3	Adam	Beddie	North Shore Bombers	2
Benjamin Rogers	20	Ridgeon	Holroyd Parramatta Goannas	Nathan	Wright	Penrith Rams	4	Benjamin	Sykes	North Shore Bombers	2	Timothy	Widmer	UNSW/ES Bulldogs	2
Joshua Cameron	18	Shepherd	Penrith Rams	Dylan	Brogan	Macquarie University	4	Aaron	Drinkwater	Sydney Hills Eagles	2	Kaiaad	Metta	UTS Bats	2
David	17	McKinley	UNSW/ES Bulldogs	Gavin	Raper	St George Dragons	4	David	Bradley	Penrith Rams	2	Anthony	Johnson	North Shore Bombers	2
Andrew	15	Lin	St George Dragons	Sam	Widmer	Penrith Hills Demons	3	Jonathan	Spencer	Sydney Hills Eagles	2	James	Moylan	Macquarie University	2
Chris	12	Windle	St George Dragons	Leon	Johnson	Southern Power	3	Sean	Elliot	Southern Power	2	Shane	Dennis	St George Dragons	1
Luke	12	Gemmell	Macquarie University	Christopher	Withers	Macquarie University	3	Christopher	Withers	Macquarie University	2	Jake	Panta	Penrith Rams	1
James	11	Caika	UTS Bats	Aaron	Duncan	Penrith Rams	3	Aaron	Duncan	Penrith Rams	2	Nicholas	McGinn	UNSW/ES Bulldogs	1
Michael	10	Izhik	UTS Bats	Will	Chambers	Sydney Hills Eagles	3	Will	Chambers	Sydney Hills Eagles	2	Ashley	Loston	Sydney Hills Eagles	1
Ryan	10	Terrey	Holroyd Parramatta Goannas	Nathan	Jackson	UTS Bats	3	Nathan	Jackson	UTS Bats	2	Tom	Bulin	North Shore Bombers	1
Timothy	9	Cummins	Penrith Rams	Sam	Neill	Macquarie University	3	Sam	Neill	Macquarie University	2	Jason	Moller	Sydney Hills Eagles	1
James	9	Gardner	Macquarie University	Scott	Nolan	Macquarie University	3	Scott	Nolan	Holroyd Parramatta Goannas	2	Scott	Pierce	Sydney Hills Eagles	1
James	9	Coburn	Macquarie University	Thomas	Naughten	UNSW/ES Bulldogs	3	Thomas	Naughten	Holroyd Parramatta Goannas	2	Luke	Blie	Penrith Hills Demons	1
Paul	9	Jackson	Macquarie University	James	Moran	UNSW/ES Bulldogs	3	James	Moran	UNSW/ES Bulldogs	2	Mark	Hill	Holroyd Parramatta Goannas	1
Byce	8	Mayne	Holroyd Parramatta Goannas	Dune	Wild	Southern Power	3	Dune	Wild	Southern Power	2	Gavin	Nixon	Macquarie University	1
Adam	7	Byrne	Holroyd Parramatta Goannas	John	Grey	North Shore Bombers	3	John	Grey	North Shore Bombers	2	John	Hobby	Sydney Hills Eagles	1
Shun	7	Silver	UTS Bats	Luke	Cocks	Penrith Rams	3	Luke	Cocks	Holroyd Parramatta Goannas	2	Jonathan	Spragg	UTS Bats	1
Brayden	7	Wilson	Macquarie University	Luke	Jones	Penrith Rams	3	Luke	Jones	Penrith Rams	2	Marshall	Caunduff	Southern Power	1
Peter	7	Le Breton	UTS Bats	Adam	Sharp	UTS Bats	3	Adam	Sharp	Penrith Rams	2	Lechlan	Smith	Penrith Rams	1
Jacob	7	Price	UTS Bats	James	Clarke	Southern Power	3	James	Clarke	Southern Power	2	William	Bland	UTS Bats	1
James	6	Hume	Penrith Hills Demons	Robert	Butchasky	North Shore Bombers	3	Robert	Butchasky	North Shore Bombers	2	Brent	Trewin	Sydney Hills Eagles	1
Luke	6	Turner	Holroyd Parramatta Goannas	Riley	Miedler	Penrith Hills Demons	3	Riley	Miedler	Penrith Hills Demons	2	Oliver	Brecht	UTS Bats	1
Joshua	6	Terrey	UTS Bats	Tim	Jensen	Southern Power	3	Tim	Jensen	Southern Power	2	Nathan	Gatt	Penrith Rams	1
Luke	6	Trimball	UTS Bats	Angus	Rodgers	Macquarie University	3	Angus	Rodgers	Macquarie University	2	Jared	Palra	Sydney Hills Eagles	1
Damon	6	Collina	St George Dragons	Riley	Orr	St George Dragons	3	Riley	Orr	St George Dragons	2	Adrian	Enright	Southern Power	1
Richard	5	Talbot	St George Dragons	Thomas	Gerard	Penrith Hills Demons	3	Thomas	Gerard	Penrith Hills Demons	2	Adam	Dallas	Penrith Hills Demons	1
David	5	Pickford	Penrith Hills Demons	Adam	Cook	Southern Power	3	Adam	Cook	Southern Power	2	Elliot	Hull	UNSW/ES Bulldogs	1
Smith	5	Wilson	UTS Bats	Benjamin	Centrall	UTS Bats	3	Benjamin	Centrall	UTS Bats	2	Robert	Di Felice	North Shore Bombers	1
Tom	5	Wilson	Sydney Hills Eagles	Andrew	Muns	Holroyd Parramatta Goannas	3	Andrew	Muns	Holroyd Parramatta Goannas	2	Barry	Holland	UTS Bats	1
Phyck	5	Phyck	North Shore Bombers	Tim	Bransgrove	North Shore Bombers	3	Tim	Bransgrove	North Shore Bombers	2	Jack	Davis	North Shore Bombers	1
St George Dragons	5	Middendorf	Macquarie University	Harry	Whiting	UTS Bats	3	Harry	Whiting	UTS Bats	2				
Simpson	5	Simpson													

## KEALY MEDAL UNDER 18 DIVISION ONE BEST & FAIREST

Matthew Cameron	Vicc Arndt	Sydney University Sydney Hills Eagles	23	Brody Abu	Smith Bah	UNSW/ES Bulldogs Western Suburbs Magpies	5	Nicolas Taylor	Shaw Preece	St George Dragons UNSW/ES Bulldogs	3	Orson James	Hedrich Garing	Sydney University North Shore Bombers	1
Tyler Roos	David	UNSW/ES Bulldogs	20	Jesse Jordan	Here Elto	Pennant Hills Demons Macarthur Giants	5	Sam Hugg	Gieson Millar	St Ignatius, Riverview UNSW/ES Bulldogs	3	Joshua Steven	Miller Day	Southern Power Macarthur Giants	1
Abie James	McKenzie	St Ignatius, Riverview	18	Josh Jordan	Battistella	Sydney Hills Eagles	5	George Vitek	Carrick Sainju	North Shore Bombers Sydney University	3	Daniel Jacob	Tilo Mandy	Western Suburbs Magpies Pennant Hills Demons	1
Kulam Yarran	Anu Jaffer-Williams	Illawarra Lions	16	Frodo Riley	Frodo Staraj	UNSW/ES Bulldogs	5	Daniel Kane	Latham Crowe	Sydney University	2	Odin Lachlan	Rasmussen Peachey	Pennant Hills Demons Southern Power	1
Matthew Benjamin	Varjavandi Polley	Sydney University North Shore Bombers Western Suburbs Magpies	15 14 14	Bradley Joel	Watson Botin-Noonan	Sydney Hills Eagles Illawarra Lions	5 5	Daniel Brett	Thompson	UNSW/ES Bulldogs Sydney Hills Eagles	2	Mitchell Kieran	Harmer Dale	Southern Power Sydney University	1
Vasili Jordan	Romanas Rene	Western Suburbs Magpies Pennant Hills Demons	14 12	Liam Michael	Naidu Dickson	St George Dragons UNSW/ES Bulldogs	5 5	David Dominic	Maher Kaman	Pennant Hills Demons Western Suburbs Magpies	2	Michelle Toulal	Harmer Dale	Sydney University Macarthur Giants	1
Daniel Harry	Preen Dobson	Pennant Hills Demons Illawarra Lions	11 11	Oliver Andre	Wetzlar Cupido	St Ignatius, Riverview UNSW/ES Bulldogs	5 4	Alex Joshua	Werfel Rodman	UNSW/ES Bulldogs Sydney Hills Eagles	2	Nathan Nicholas	Carter Wright	Sydney University Macarthur Giants	1
Liam Benjamin	Hamling Forst	Southern Power Illawarra Lions	10 10	Jayden Nick	Stevens Foster	Sydney Hills Eagles North Shore Bombers	4 4	Jack Christopher	Angel McKay	Sydney Hills Eagles Pennant Hills Demons	2	Will Conor	Taylor Aggett	North Shore Bombers Southern Power	1
Joshua Jack	Barty Campbell	Pennant Hills Demons North Shore Bombers	10 10	Sudket Adam	Fraser-Krause Fender	North Shore Bombers Sydney Hills Eagles	4 4	Ben Jconiah	Zoppo Peni	Western Suburbs Magpies Macarthur Giants	2	Marlon Zac	Marquez Gleson	North Shore Bombers St Ignatius, Riverview	1
Jack Joshua	Hiscox David-Wright	Sydney University Illawarra Lions	9 8	Shane Dylan	Potter Sanderson	Illawarra Lions St George Dragons	4 3	Isaac Wyndham	Spleri Peachey	Sydney Hills Eagles Southern Power	2	Matthew Luke	Vile Robertson	Pennant Hills Demons St Ignatius, Riverview	1
Alex Jason	Jalich Gasovski	St Ignatius, Riverview St George Dragons	8 8	Jake Lachlan	Tompsett Haynes	Sydney Hills Eagles North Shore Bombers	3 3	Christopher Stewart	Maciejowski Hodges	Illawarra Lions Pennant Hills Demons	2	Tom Benjamin	Krochmal Lewis	UNSW/ES Bulldogs St Ignatius, Riverview	1
Regan Daniel	Pinker Cooper	Pennant Hills Demons St George Dragons	8 7	Bradley Lachlan	Keough Hutchinson	Pennant Hills Demons Southern Power	3 3	Lukas Rhys	De Vries Hamilton	Pennant Hills Demons Illawarra Lions	2	Benjamin Samuel	Wickham Reed	North Shore Bombers Sydney University	1
Nathan Jake	Stek Lomas	St George Dragons Illawarra Lions	6 6	Sean Daniel	Stokoe Tomlins	Sydney University St George Dragons	3 3	Campbell Michael	Andrews Broadstock	Illawarra Lions Macarthur Giants	2	Nathaniel Cameron	Mckenzie-Hicks Kolster	Sydney University Illawarra Lions	1
Nicholas Jackson	Hey Pota-Smith	Pennant Hills Demons Sydney University	6 6	David Mitchel	Amantkalis Watts	Western Suburbs Magpies St George Dragons	3 3	James Charles	Fitzgerald Ford	Southern Power North Shore Bombers	2	Cameron Cameron	Kolster	St George Dragons Illawarra Lions	1
					De Vries	Pennant Hills Demons	3	Noah	Park	Southern Power	2				

## SANDERS MEDAL DIVISION TWO BEST & FAIREST

Josiah	Ayling	Camden Cats	14	Christopher	Kendrick	Camden Cats	4	Ewan	Rankin	Sydney University	3	Robert	Bamford	Western Suburbs Magpies	1
Matthew	Rawle	Manly Warringah Wolves	13	Adam	Sheldon	Moorebank Magpies	4	Ryan	Ferrester	Moorebank Magpies	2	Simon	Potter	UNSW/ES Bulldogs	1
Blake	Brendan	Manly Warringah Wolves	13	Daniel	Balderton	Moorebank Magpies	4	Joshua	Cutrupi	Sydney University	2	Anthony	Simpson	Moorebank Magpies	1
Dominic	Humphries	Manly Warringah Wolves	13	Nick	Burgess	UNSW/ES Bulldogs	4	Nell	Cregg	UTS Bats	2	Nathan	Lomas	Illawarra Lions	1
Stephen	Lloyd	Sydney University	13	Nicholas	Barrett	UTS Bats	4	Chris	Donovan	Manly Warringah Wolves	2	Hassan	Hallak	Auburn Tigers	1
Jarryd	Boyd	Sydney University	13	Ki	Currie	Western Suburbs Magpies	4	Jack	Hawkins	Manly Warringah Wolves	2	Michael	Tuttle	Western Suburbs Magpies	1
Blake	Pearce	Moorebank Magpies	12	Daniel	Saunders	Moorebank Magpies	4	Nick	Halliday	Balmain Dockers	2	Sam	Rix	Manly Warringah Wolves	1
Aaron	Banoff	UNSW/ES Bulldogs	10	Darren	Hassett	Western Suburbs Magpies	3	Andrew	Barclay	UNSW/ES Bulldogs	2	Josiah	Lewis	Illawarra Lions	1
Mark	Maher	Camden Cats	10	Tom	Zilm	UTS Bats	3	Samuel	Cains	Illawarra Lions	2	Joseph	Britton	Balmain Dockers	1
Brad	Humphry	UNSW/ES Bulldogs	10	Andrew	Weston	UTS Bats	3	Andrew	Eurell	Western Suburbs Magpies	2	Boyd	Amnell	Balmain Dockers	1
Matthew	Eurell	Western Suburbs Magpies	9	James	Behagg	Manly Warringah Wolves	3	Gary	Burch	Sydney University	2	Rhys	Lawson	Condon Cats	1
Blake	Parker	Moorebank Magpies	8	Jasper	Lambe	Manly Warringah Wolves	3	Jason	Couloupas	Balmain Dockers	2	Nicholas	Denko	Moorebank Magpies	1
Fraser	Brown	Camden Cats	8	Tom	Schultz	Manly Warringah Wolves	3	Danilen	Barbera	Balmain Dockers	2	Hakam	Kassem	Auburn Tigers	1
Leigh	McWhirter	Sydney University	8	Jack	Lumsden	Manly Warringah Wolves	3	David	Green	Western Suburbs Magpies	2	Taha	Zaour	Auburn Tigers	1
Kristian	Lewis	Western Suburbs Magpies	7	Christien	Specha	Western Suburbs Magpies	3	Shaun	Wicken	Moorebank Magpies	2	Will	Lewis	Illawarra Lions	1
Joseph	O'Mara	Moorebank Magpies	7	Matt	Leack	Camden Cats	3	Brandon	Nelson	Sydney University	2	Judith	Hall	Manly Warringah Wolves	1
Paul	Marlou	Moorebank Magpies	7	Chris	Schulz	Moorebank Magpies	3	Ryan	Hughes	Balmain Dockers	2	Michael	May	UTS Bats	1
James	Dixon	Camden Cats	6	Thomas	Barrett	Western Suburbs Magpies	3	Alastair	Duell-Ferguson	Balmain Dockers	2	Shaun	Atkins	Manly Warringah Wolves	1
Benjamin	Wilson	Western Suburbs Magpies	6	Mason	Thomson	Illawarra Lions	3	Jackson	Gray	Illawarra Lions	2	Hamidullah	Margal	Auburn Tigers	1
Rhys	Horton	Moorebank Magpies	6	Peter	Grundy	Western Suburbs Magpies	3	Chris	Ayers	Western Suburbs Magpies	2	Brendan	Ptt	UTS Bats	1
Michael	Appleford	UNSW/ES Bulldogs	6	Mohammed	Kassem	Auburn Tigers	3	Alex	Whoolley	UTS Bats	2	Dion	Shaw	Sydney University	1
Daniel	Miller	Sydney University	6	Mitchell	Scott	Sydney University	3	Max	Carer	Sydney University	2	Matthew	Ryan	UTS Bats	1
Bryce	Thomson	Balmain Dockers	6	Jarryd	Poley	Western Suburbs Magpies	3	Callum	Kennedy	Sydney University	2	Samuel	Power	Sydney University	1
Daniel	Pearson	Manly Warringah Wolves	6	Joel	Wheeler	Camden Cats	3	Mark	Ayers	UTS Bats	2	Thomas	Kanu	Auburn Tigers	1
Grant	Richardson	Western Suburbs Magpies	6	James	Howard	Sydney University	3	Joshua	Cole	Sydney University	2	Brent	Joninson	Balmain Dockers	1
Jarrah	Balderstone	Manly Warringah Wolves	5	Ashlan	Wright	UNSW/ES Bulldogs	3	Jamal	Kanj	Auburn Tigers	2	Andrew	Etchah	Western Suburbs Magpies	1
Peter	Maxwell	Western Suburbs Magpies	5	Shawn	Silver	UTS Bats	3	Lachlan	McKendrick	Sydney University	2	Oliver	Brecht	UTS Bats	1
Jeffrey	Morgan	Western Suburbs Magpies	5	Bradley	Plug	Balmain Dockers	3	Andrew	Hurley	Manly Warringah Wolves	2	Ryan	Johnston	Balmain Dockers	1
Christopher	Reichman	Sydney University	5	Ian	Coyle	UTS Bats	3	Ben	Luo	Moorebank Magpies	2	Neil	Brown	UTS Bats	1
Kulam	Anu	Illawarra Lions	4	Jade	Wier	Illawarra Lions	3	Ulan	O'Dwyer	UTS Bats	2	Arnos	Michael	Manly Warringah Wolves	1
Mark	MacDonald	UNSW/ES Bulldogs	4	Lachlan	Williams	UTS Bats	3	Adrian	Sabbick	UTS Bats	2	Andrew	Barned	Illawarra Lions	1
Rod	Weeks	UTS Bats	4	Timothy	McDonald	Camden Cats	3	Joshua	Leyrs	Camden Cats	2	Nasser	Husein	Auburn Tigers	1
Josiah	Martin	UNSW/ES Bulldogs	4	James	Adamson	Illawarra Lions	3	Christopher	Browne	Sydney University	1	Chris	Dean	UTS Bats	1
Demot	Lowry	UTS Bats	4	Ryan	O'Shea-Price	UNSW/ES Bulldogs	3	Declan	DeLahunty	UNSW/ES Bulldogs	1				
Benjamin	Reid	Camden Cats	4	Zak	Morillo	UNSW/ES Bulldogs	3	Paul	Fabbro	Manly Warringah Wolves	1				

## MCFARLANE MEDAL DIVISION THREE BEST & FAIREST

Christopher David	Noordhof	29	Dean	Connors	Blackdown Magic	5	Thomas	Hurley	Sydney University	3	Daniel	Goughlin	Western Suburbs Magpies	2
Tim	Clinch	21	Ethan	Barclay	Blackdown Magic	5	Jake	Sulina	Perrith Rams	3	Bern	Hallman	Southern Power	2
Paul	Eather	17	Rordan	Lee	Sydney University	5	Ryan	Cox	Sydney University	3	Brandon	Nelson	Sydney University	2
Scott	Welsker	14	Michael	Clinch	Blackdown Magic	5	Troy	McMurrich	Macquarie University	2	Connor	Moore	Nor-West Jets	2
Andrew	Pegan	14	Ryan	Kennedy	Sydney University	4	Andrew	Echah	Western Suburbs Magpies	2	James	Ford	Campbelltown Blues	1
Kent	Pollingtonhorne	14	Tim	Wolzhizer	Macquarie University	4	Daniel	Fraser	Campbelltown Blues	2	Bradley	Cavanagh	Southern Power	1
Ashley	Weir	12	Christien	Spetha	Western Suburbs Magpies	4	Martin	Kaye	Randwick City Saints	2	Nathan	Gatt	Perrith Rams	1
Brad	Moeller	12	Brendan	Rankine	Sydney University	4	Benjamin	Martin	Macquarie University	2	William	Wyle	Campbelltown Blues	1
Daniel	Daltz	11	Leigh	Hogan	Southern Power	4	Sudeep	Gunning	Western Suburbs Magpies	2	Tyler	Carter	Southern Power	1
Daniel	Schoot	9	Ryan	King-Thornburg	Southern Power	4	David	Bradley	Perrith Rams	2	Christopher	Guld	Southern Power	1
Leighton	Corr	8	Matthew	Lewis	Perrith Rams	3	Daniel	Martin	Macquarie University	2	Timothy	Cashman	Southern Power	1
Sean	Harper-Writh	8	Campbell	Andrews	Southern Power	3	Patrick	Rydon	Western Suburbs Magpies	2	Michael	Belman	Southern Power	1
Kevin	Jonas	7	Nathan	Smith	Campbelltown Blues	3	Paul	Younan	Sydney University	2	Paul	Johnson	Southern Power	1
Michael	Gollins	7	Lachlan	Geeves	Perrith Rams	3	Jake	Shelley	Perrith Rams	2	Jarrod	Quick-Nadin	Campbelltown Blues	1
Daniel	Clifford	7	Matthew	Watson	Sydney University	3	Scott	Burkinshaw	Gosford Wildcats	2	Brendon	O'Brien	Campbelltown Blues	1
Carner	Mullins	7	Aaron	Smith	Gosford Wildcats	3	Ewan	Rankin	Sydney University	2	Andrew	Wardrop	Southern Power	1
Ian	Holter	7	Mark	Jackson	Perrith Rams	3	Matt	Woods	Randwick City Saints	2	Harry	Murdoch	Sydney University	1
Christopher	Jordan	7	Liam	Ghalyani	Gosford Wildcats	3	MacLay	Lewis	Randwick City Saints	2	Stephen	Martin	Gosford Wildcats	1
Scott	Stokes	7	Mitchell	Reinhard	Perrith Rams	3	John	Masters	Western Suburbs Magpies	2	Ian	Janda	Macquarie University	1
Ashlee	Azhar	7	Harrison	Doyle	Perrith Rams	3	Matthew	Webber	Sydney University	2	Samuel	Sleigh	Sydney University	1
Tom	Roberts	6	Rowan	Barnes	Sydney University	3	Hugh	Kirby	Macquarie University	2	Jon	Butcher	Southern Power	1
Michael	Garrin	6	Mitchell	Enery	Western Suburbs Magpies	3	Luke	Jansson	Southern Power	2	Luke	Le Page	Gosford Wildcats	1
Paul	Ioakim	6	Michael	Rose	Randwick City Saints	3	Timothy	Cameron	Macquarie University	2	Kagan	Cott	Western Suburbs Magpies	1
Scott	Manuelle	6	Blair	Oliver	Randwick City Saints	3	Patrick	Sobb	Macquarie University	2	Harrison	McGuire	Gosford Wildcats	1
Peter	McCarthy	6	Suart	Tibben	Nor-West Jets	3	Jared	Mullaney	Campbelltown Blues	2	Matthew	Gann	Blacktown Magic	1
Joshua	Mann	6	Simon	Cake	Macquarie University	3	Andrew	Cluff	Southern Power	2	Adam	Clark	Sydney University	1
Adan	Greet	6	Stephan	Mann	Macquarie University	3	Ian	Loughan	Sydney University	2	Ben	Smith	Campbelltown Blues	1
Dean	Simonsen	6	Kyle	McDonagh	Randwick City Saints	3	Lachlan	Simpson	Randwick City Saints	2	Joel	Watts	Campbelltown Blues	1
Salem	Kassem	6	Joshua	Anas	Perrith Rams	3	Daniel	Guthridge	Nor-West Jets	2	Christian	Triffitt	Perrith Rams	1
Grant	Hoffmann	6	Bradley	Pond	Nor-West Jets	3	Jarryd	Boyd	Sydney University	2	Dion	Blewett	Southern Power	1
Chas	Wilkinson	5	Nathan	Rowley	Perrith Rams	3	Kavera	Carr	Randwick City Saints	2	Dion	Burke	Randwick City Saints	1
Lachlan	Smith	5	Joseph	Saunders	Blackdown Magic	3	Aaron	Bayne	Nor-West Jets	2	Timothy	Traitsch	Campbelltown Blues	1
Sebastian	Dixon	5	Ethon	Combs	Nor-West Jets	3	Stephen	Chase	Nor-West Jets	2				
Jeremy	Grant	5	Joshua	Cunrui	Sydney University	3	Aticus	Saunders	Sydney University	2				

## ARMSTRONG MEDAL DIVISION FOUR BEST & FAIREST

Hughins	Alexander	Pennant Hills Demons	16	Nicholas	Denko	Moorebank Magpies	4	Andrew	Weston	UTS Bats	3	Josh	Lawrence	Sydney Hills Eagles	1
Breen	Nathan	UNSW/ES Bulldogs	15	Steven	Acland	Pennant Hills Eagles	4	Tom	Barelli	UNSW/ES Bulldogs	2	Shane	Williams	Holroyd Parramatta Gannas	1
Roger	Jones	UNSW/ES Bulldogs	14	Laine	Spencer	Pennant Hills Demons	4	Iain	Campbell	Moorebank Magpies	2	Fynn	Peterson	Manly Warringah Wolves	1
Fifa	Thompson	Holroyd Parramatta Gannas	12	Philip	Hare	Pennant Hills Demons	4	Michael	Sheehan	UTS Bats	2	Chris	Dean	UTS Bats	1
Mitchell	Roalier	Sydney University	12	Owen	Williams	Manly Warringah Wolves	3	Edward	Tarfa	UTS Bats	2	Wayne	Jones	North Shore Bombers	1
Jason	Byrnes	Sydney Hills Eagles	10	Jarrod	Myers	Pennant Hills Demons	3	Anthony	Lourey	Moorebank Magpies	2	Sam	Dunell	Pennant Hills Demons	1
Christopher	Jones	Holroyd Parramatta Gannas	10	John	Sheehan	North Shore Bombers	3	James	Tessiero	UNSW/ES Bulldogs	2	Graham	Knox	UTS Bats	1
Jefferson-Clyde	Joseph	UTS Bats	10	Winston	Qian	Macquarie University	3	Josh	Matt	Pennant Hills Demons	2	Dermot	UTS Bats	1	
Andrew	D'Arcy	Pennant Hills Demons	10	Kane	Radford	Holroyd Parramatta Gannas	3	Justin	Clegerts	Moorebank Magpies	2	Cathal	UTS Bats	1	
Philp	Horrell	Manly Warringah Wolves	9	Reed	Davies	Pennant Hills Demons	3	Samuel	Lewis	Sydney Hills Eagles	2	David	Bourke	North Shore Bombers	1
Adam	Parker	Moorebank Magpies	9	Simon	Cake	Macquarie University	3	Samuel	Sleigh	Sydney University	2	Paul	Curley	Manly Warringah Wolves	1
Francis	Wainooy	Moorebank Magpies	9	Nicholas	Adams	North Shore Bombers	3	Troy	Ottens	UTS Bats	2	Trinon	Richardson	North Shore Bombers	1
Roger	Snodgrass	Sydney University	8	Tyrone	Burnet	UTS Bats	3	Adam	Sheldon	Moorebank Magpies	2	Barnaby	Howarth	Pennant Hills Demons	1
Ben	Cuey	Sydney Hills Eagles	8	Jonathan	Bocking	UTS Bats	3	Nicholas	Campbell	Pennant Hills Demons	2	David	Smith	Pennant Hills Demons	1
Jared	Patira	Sydney Hills Eagles	7	Dean	Hughey	Moorebank Magpies	3	Aaron	Bolton	UTS Bats	2	Jack	Nugent	Sydney Hills Eagles	1
Anthony	Balldock	Sydney Hills Eagles	7	James	Davey	Sydney University	3	Jack	O'Reilly	Holroyd Parramatta Gannas	2	Patrick	Hunter	Sydney University	1
Andrew	Strong	Sydney Hills Eagles	6	David	Owen	Sydney Hills Eagles	3	Declan	Byrne	Manly Warringah Wolves	2	Christopher	Knightley	North Shore Bombers	1
Carver	Nullins	Macquarie University	6	Benjamin	Hunter	Sydney University	3	Declan	Backler	UNSW/ES Bulldogs	2	Troy	Nicoll	UNSW/ES Bulldogs	1
Mark	Bryan	UNSW/ES Bulldogs	6	Todd	Thorn-Saville	UTS Bats	3	Thomas	Kirkham	Sydney University	2	Chris	Graham	Manly Warringah Wolves	1
Mark	Hill	Holroyd Parramatta Gannas	6	Ross	Donaldson	Sydney Hills Eagles	3	Connor	O'Hell	Macquarie University	2	Joel	Thomas	Sydney Hills Eagles	1
Chris	Hickford	Manly Warringah Wolves	6	Justin	Kurenda	UTS Bats	3	John	Porter	Manly Warringah Wolves	2	Brendan	Ming	Moorebank Magpies	1
Christopher	Cleardrough	Sydney University	6	Timothy	Beissmann	North Shore Bombers	3	Mark	Fitzpatrick	Moorebank Magpies	2	Danny	Strange	Pennant Hills Demons	1
Calvin	Cain	Sydney University	6	Dwayne	Cocks	Holroyd Parramatta Gannas	3	James	Hunt	Sydney University	2	Jeff	Hardman	Macquarie University	1
Joah	Heazlewood	UNSW/ES Bulldogs	5	Jeremy	Pilat	Manly Warringah Wolves	3	Adam	Townsend	Holroyd Parramatta Gannas	2	Tony	Hance	Holroyd Parramatta Gannas	1
Anthony	Rosen	UTS Bats	5	Mitch	Burton	Moorebank Magpies	3	Sean	McCaffrey	Manly Warringah Wolves	2	Luke	Cocks	Holroyd Parramatta Gannas	1
Peter	Zuvela	Holroyd Parramatta Gannas	5	Lindsay	Clark	Moorebank Magpies	3	Brendan	Limbreay	UTS Bats	2	Scott	Nolan	Holroyd Parramatta Gannas	1
Drew	Lawrence	Holroyd Parramatta Gannas	5	Harrison	Spliter	Holroyd Parramatta Gannas	3	Paul	Markou	Moorebank Magpies	2	Ilario	Patti	Moorebank Magpies	1
James	Walker	UTS Bats	5	Steven	Mdliwrath	UNSW/ES Bulldogs	3	Brad	Tessdale	UTS Bats	2	Steven	Thomson	Macquarie University	1
Riley	Mielker	Pennant Hills Demons	5	Matthew	Hogias	UTS Bats	3	Julian	Crowley	Sydney University	2	Ben	Acland	Sydney Hills Eagles	1
James	Leppott	Sydney Hills Eagles	5	Adam	Lyns	Sydney University	3	Trent	Schmitter	Holroyd Parramatta Gannas	2	Anesh	Tak	Sydney University	1
Tom	Whitaker	Sydney University	4	Luke	Turner	Pennant Hills Demons	3	Rod	Weeks	UTS Bats	2	Ryan	Cattewell	North Shore Bombers	1
Scott	Gentile	UNSW/ES Bulldogs	4	John	Richie	UTS Bats	3	Andrew	Christie	UTS Bats	2	Lan	Prodburn	Moorebank Magpies	1
Mark	Rapley	Manly Warringah Wolves	4	Mathew	Thorne	Macquarie University	3	Goffrey	Lewis	UTS Bats	2	Brian	Van Ethen	Moorebank Magpies	1
Chris	Rollen	Sydney University	4	Andrew	Greenhalds	UNSW/ES Bulldogs	3	Byron	Horrell	Manly Warringah Wolves	2	Rodney	Pigg	North Shore Bombers	1
Andrew	Phelan	North Shore Bombers	4	Harold	Kindred	UNSW/ES Bulldogs	3	Matthew	Krpicniklov	Moorebank Magpies	2	Anokom	Chounlamouny	UTS Bats	1
Samuel	Wheeler	UNSW/ES Bulldogs	4	Thomas	Richardson	UTS Bats	3	Maxmillan	Wetherhall	Sydney University	2	Benjamin	Stork	Holroyd Parramatta Gannas	1
Greg	Adams	Holroyd Parramatta Gannas	4	Jacob	Thompson	Pennant Hills Demons	3	Shane	Aynsley	North Shore Bombers	2	Taran	Croton	North Shore Bombers	1
Gordon	Wills	Sydney University	4	Michael	Central	Holroyd Parramatta Gannas	3	Shane	Powell	UNSW/ES Bulldogs	2				
David	Chiam	Moorebank Magpies	4	Christopher	Wolfe	Manly Warringah Wolves	3	Adrian	Pocott	Manly Warringah Wolves	2				
David				Luke	Covey	Manly Warringah Wolves	3	Jarrod	Dragievic	UTS Bats	2				



## APTED MEDAL DIVISION FIVE BEST & FAIREST

Ben	Laid	Waterson	17	Peter	Whitcomb	Moorebank Magpies	4	Matthew	Wynne	Camden Cats	3	Paul	Higginson	Randwick City Saints	2
Don	Scott	Andrew	16	Chris	Joines	Sydney University	3	Thomas	Aggett	Southern Power	2	Matthew	Kirpichikov	Moorebank Magpies	2
Shane	Pope	Simon	13	Andrew	Harris	Blacktown Magic	3	Michael	Hofstein	Randwick City Saints	2	Andrew	Pym	Blacktown Magic	2
Martin	Gynn	Patrick	9	Simon	Hunter	Sydney University	3	Nike	O'Grady	Blacktown Magic	2	Leigh	Bridges	Holroyd Parramatta	1
Thomas	Camden Cats	Jefferson-Clyde	9	Joseph	Hicks	UTS Bats	3	Connor	Lynch	Randwick City Saints	2	Craig	Stammers	Moorebank Magpies	1
Leigh	Wilson	Warren	8	Warren	Hicks	UTS Bats	3	Rowan	Vehlow	Randwick City Saints	2	Darcy	Blaxill	UNSW/ES Bulldogs	1
James	Hedrick	Jeremy	8	Warren	Owens	Sydney University	3	Isaac	Williams	Moorebank Magpies	2	Robin	Alexander	Holroyd Parramatta	1
Peter	Conduit	Josh	8	Jeremy	Tighe	UNSW/ES Bulldogs	3	Oliver	Neville	Sydney University	2	Gus	Stephenson	Sydney University	1
Matthew	Ophio	Damian	8	Damian	Haglas	Moorebank Magpies	3	Benjamin	Priest	Penrith Rams	2	Jacob	Mahoney	Southern Power	1
Anthony	Gynn	Matthew	7	Matthew	Haglas	UTS Bats	3	Jared	Clifford	Blacktown Magic	2	Aaron	Cordon	Southern Power	1
Camron	Dunn	Craig	6	Craig	Watson	Holroyd Parramatta	3	Thomas	Fox	UNSW/ES Bulldogs	2	Remi	Alagch	UTS Bats	1
Edward	Helmore	Thomas	6	Thomas	Hurley	Sydney University	3	Brian	Mobbs	Randwick City Saints	2	Glen	Dorward	UNSW/ES Bulldogs	1
Ben	Niken	Rhys	6	Rhys	Vance	Southern Power	3	Dane	Fyfe	Penrith Rams	2	Chris	Murr	Sydney University	1
Mimbi	Limbley	Brandon	5	Brandon	Barton	UTS Bats	3	Paul	Oscar	Sydney University	2	Ethan	Dean	Holroyd Parramatta	1
Brendan	Bookin	Alexander	5	Alexander	Hayman	UTS Bats	3	Chris	Browne	Camden Cats	2	Victor	Pham	Moorebank Magpies	1
Jonathan	Reed	Jordan	5	Jordan	Rohr	Blacktown Magic	3	Wade	Stobbe	Camden Cats	2	Michael	Bellman	Southern Power	1
Kris	Clifford	Aaron	5	Aaron	Hill	Blacktown Magic	3	Nathan	Rowley	Penrith Rams	2	Dimitri	Garoufalis	Randwick City Saints	1
Daniel	Penrith	Nicholas	5	Nicholas	McIntyre	UTS Bats	3	Simon	Ayling	Sydney University	2	Martin	Ring	Sydney University	1
Luke	Penrith	Shane	5	Shane	Riddle	Holroyd Parramatta	3	Tim	Baracz	Blacktown Magic	2	Mark	Wright	UNSW/ES Bulldogs	1
Benjamin	Peliec	Gregory	5	Gregory	Driscoll	Blacktown Magic	3	Cameron	Byrom	Southern Power	2	Jamie	Edwards	Penrith Rams	1
Darren	Edmondson	Harrison	5	Harrison	Doyle	Penrith Rams	3	Matthew	Purse	Penrith Rams	2	Scott	Laid	Camden Cats	1
Andrew	Yonissas	Ewan	5	Ewan	Rankin	Sydney University	3	Jay	Roughley	Blacktown Magic	2	Daniel	McInyer	Blacktown Magic	1
Martin	Price	Callum	5	Callum	Barnes	UNSW/ES Bulldogs	3	Tom	Robinson	Blacktown Magic	2	Damen	Menzies	UTS Bats	1
David	Pattison	Daniel	5	Daniel	Graham	Camden Cats	3	David	Elliot	UTS Bats	2	Lachlan	Vehlow	Moorebank Magpies	1
Luke	Perce	Henry	4	Henry	McGregor	Camden Cats	3	Howard	Lucas	Camden Cats	2	George	Harder	UTS Bats	1
Andrew	Bell	Anthony	4	Anthony	Simpson	Moorebank Magpies	3	Gabre	Zenebre	Holroyd Parramatta	2	Michael	Izhik	UTS Bats	1
Aryna-Daniel	Rezaszki	Adam	4	Adam	Furley	Moorebank Magpies	3	Jacob	Thompson	Holroyd Parramatta	2	Isaac	Carrera	Moorebank Magpies	1
Maxmillan	Friend	Sam	4	Sam	Wright	UNSW/ES Bulldogs	3	Tom	Whitaker	UNSW/ES Bulldogs	2	Taylor	Current	Moorebank Magpies	1
Russell	O'Brien	Michael	4	Michael	Brown	Penrith Rams	3	Michael	Oleksyn	Sydney University	2	Tom	Murray	UNSW/ES Bulldogs	1
William	Hunter	John	4	John	Hook	UNSW/ES Bulldogs	3	Matthew	Kingham	Randwick City Saints	2	John	Kearne	Penrith Rams	1
Jimmy	Levy	Lorenzo	4	Lorenzo	Nevin	UTS Bats	3	Luke	Hayward	Southern Power	2	Ben	Wright	Camden Cats	1
Bradley	Cavanagh	Paul	4	Paul	Ioakim	Sydney University	3	Adrian	Dark	Sydney University	2	Christian	Knight	Penrith Rams	1
Callen	Colville	Jamie	4	Jamie	Page	Camden Cats	3	Liam	Mountray	Southern Power	2	Maxmillan	Wettershall	Sydney University	1
Blair	McFarlane	Patrick	4	Patrick	Bird	Southern Power	3	George	Mourice	Randwick City Saints	2	Timothy	Watson	Holroyd Parramatta	1
Michael	Hutchings	James	4	James	Dixon	Camden Cats	3	Mitch	Burton	UTS Bats	2	Andrew	Pemberton	UTS Bats	1

## HART MEDAL UNDER 18 DIVISION TWO BEST & FAIREST

James	Bowman	Moorebank Magpies	15	Jayrd	Mayne	Holroyd Parramatta Goannas	3	Jayveer	Panesar	Moorebank Magpies	2
Bill	Shipway	Balmain Dockers	11	Harrison	Spiteri	Holroyd Parramatta Goannas	3	Stephen	Smith	Holroyd Parramatta Goannas	2
Ryan	Ludowyke	Macquarie University	11	Rhys	Davies	Moorebank Magpies	3	Alex	Robertson	Balmain Dockers	2
Mitchell	Beil	Manly Warringah Wolves	11	Adrian	Borlhouwer	Holroyd Parramatta Goannas	3	Daniel	Junkari	Macquarie University	2
Tom	McCarthy	Manly Warringah Wolves	10	Darrin	Hansen	Moorebank Magpies	3	Matthew	Byers	Balmain Dockers	2
Felix	Dixon	Macquarie University	9	James	Monks	Penrith Rams	3	Jack	Riley	Macquarie University	1
Mitchell	Blesing	Holroyd Parramatta Goannas	8	Tully	Cameron	Manly Warringah Wolves	3	Bill	Ormonde	Manly Warringah Wolves	1
Clancy	Lambe	Manly Warringah Wolves	7	Ryan	Payne	Moorebank Magpies	3	Jack	Parker	Manly Warringah Wolves	1
Nicholas	Garrick	Balmain Dockers	6	Aidan	Quicke	Penrith Rams	3	Patrick	Pope	Penrith Rams	1
Jeromy	Watts	Penrith Rams	6	Carlton	Holsten	Macquarie University	3	Ben	Acland	Sydney Hills Eagles	1
Tim	Cordner	Macquarie University	6	Miguel	Limson	Holroyd Parramatta Goannas	3	Cocca	Deep-Anek	Randwick City Saints	1
Christopher	Wolfe	Holroyd Parramatta Goannas	6	Harry	Jenkins	Balmain Dockers	3	Connor	Morgan	Manly Warringah Wolves	1
Chom	Manut	Holroyd Parramatta Goannas	6	Thomas	Garrick	Balmain Dockers	3	Henry	St Hill	Macquarie University	1
Joshua	Bryant	Moorebank Magpies	5	Bradleigh	Canilleri	Penrith Rams	3	Hani	Ozel	Randwick City Saints	1
Eden	Woodend	Balmain Dockers	5	Bradley	Wicken	Moorebank Magpies	3	Justin	Eckford	Penrith Rams	1
Oliver	Jackson	Macquarie University	5	Nicholas	Baddock	Sydney Hills Eagles	3	Reuben	Pannu	Holroyd Parramatta Goannas	1
Arin	Rickett	Holroyd Parramatta Goannas	5	Dean	Meadows	Manly Warringah Wolves	3	Andy	Tull	Balmain Dockers	1
Lachlan	Behagg	Manly Warringah Wolves	5	Brock	Westwood	Moorebank Magpies	3	Anthony	Leech	Penrith Rams	1
Jack	Mara	Holroyd Parramatta Goannas	4	Alex	Wearne	Manly Warringah Wolves	2	Angus	Ehrl	Penrith Rams	1
Martin	Faulkner	Moorebank Magpies	4	Jesse	Cass	Balmain Dockers	2	Benjamin	Plug	Balmain Dockers	1
Matthew	Beil	Manly Warringah Wolves	4	Greg	Burke	Manly Warringah Wolves	2				

## WOMEN'S BEST & FAIREST DIVISION ONE

Madeline	Collier	Wollongong Saints	16	Libby	Sadler	Sydney University	6	Verna	Itles	Newtown Breakaways	2
Courtney	Gurn	UNSW/ES Stingrays	15	Emily	Hewson	Western Wolves	5	Olivia	Krowka	Wollongong Saints	2
Jennifer	Low	Sydney University	12	Una	Mckay	Sydney University	5	Laura	Russell	Wollongong Saints	2
Melissa	Freckleton	Western Wolves	12	Kate	Fitzsimmons	Balmian Dockers	5	Hannah	McIntosh	UNSW/ES Stingrays	2
Stephanie	Walker	Sydney University	11	Remi	Banuelos	UNSW/ES Stingrays	5	Kirsty	Church	Wollongong Saints	1
Jackie	Buckthrought	Balmian Dockers	10	Jess	Downting	Western Wolves	4	Shelley	Gibson	Balmian Dockers	1
Allison	Parkin	Balmian Dockers	10	Rachael	Stack	Sydney University	4	Kristy	Stroop	Western Wolves	1
Kate	Lawson	Western Wolves	10	Laura	Holdsworth	Balmian Dockers	4	Anne-Lise	Bidou	UNSW/ES Stingrays	1
Michaela	Ekman	Western Wolves	9	Emma	Yuen	Sydney University	4	Ellen	Credson	Wollongong Saints	1
Georgia	Verkuylen	Newtown Breakaways	8	Codie	Briggs	Newtown Breakaways	4	Kate	Edwards	UNSW/ES Stingrays	1
Belinda	Pride	Balmian Dockers	8	Melba	Morris	UNSW/ES Stingrays	3	Kathryn	Koban	Balmian Dockers	1
Nicola	Vrachnas	UNSW/ES Stingrays	8	Giska	van Schalkwyk	UNSW/ES Stingrays	3	Michelle	Bova	Newtown Breakaways	1
Anna	Ruut	Newtown Breakaways	7	Elari	Morris	Wollongong Saints	3	Karla	Spilarewicz	Balmian Dockers	1
Mai	Nguyen	UNSW/ES Stingrays	7	Marguerite	Eudes	Western Wolves	3	Kyrra	Rawnsley	Balmian Dockers	1
Tobi	Noble	Newtown Breakaways	7	Lara	Czeib	Sydney University	2	Jenna	Marcus	Western Wolves	1
Ashlee	Morgan	Sydney University	7	Lillian	Fennier Gantner	Newtown Breakaways	2				
Jemma	Still	UNSW/ES Stingrays	6	Aoife	McDonnell	Sydney University	2				

## WOMEN'S BEST & FAIREST DIVISION TWO

Ananda	Farrugia	Macquarie University	34	Ataf	Ayache	Auburn Tigers	5	Erika	Hoeking	Southern Power	2
Lael	Kassem	Auburn Tigers	22	Stephanie	Kostic	Penrith Ramettes	4	Samantha	Martin	Macquarie University	2
Christine	Mc Clutcheon	UTS Shamrocks	22	Cheeta	Daylight	UTS Shamrocks	4	Jessica	Paulic	Auburn Tigers	1
Kathryn	Hull	Southern Power	17	Jesse	Wong	Macquarie University	4	Anne	Sedgley	Macquarie University	1
Allain	Abury	Macquarie University	13	Lauren	Hodgson	Southern Power	4	Sarah	Boros	Macquarie University	1
Natalie	Camilleri	Penrith Ramettes	12	Lisa	Roper	Macquarie University	4	Sandra	Smyth	Southern Power	1
Cynthia	Anderson	Randwick City Angels	9	Ivanka	Oichowik	Penrith Ramettes	3	Jemma	O'Connor	UTS Shamrocks	1
Ashlee	McClure	Southern Power	8	Laila	Walsu	Macquarie University	3	Danielle	McCarthy	UTS Shamrocks	1
Nikki	Perritt	Penrith Ramettes	8	Samantha	Apsee	Randwick City Angels	3	Justine	Vella	Penrith Ramettes	1
Dominique	Goom	Southern Power	7	Alexandra	Teag	Southern Power	3	Kirraly	Boyd	Auburn Tigers	1
Rebecca	Beeson	Macquarie University	6	Brittany	Day	Southern Power	3	Jessica	Willemsse	Macquarie University	1
Kaya	Thompson	Randwick City Angels	5	Stephanie	Cockenill-Wright	Randwick City Angels	3	Kayla	Budger	Penrith Ramettes	1
Liali	Karra-Hassan	Auburn Tigers	5	Leah	Woldhuis	Macquarie University	3	Belinda	Muldoon	Macquarie University	1
Lyndel	Spiranac	Randwick City Angels	5	Megan	Vella	Penrith Ramettes	3	Melanie	Hibbert	Southern Power	1
Kate	Eathope	Penrith Ramettes	5	Nakita	Brown	Macquarie University	2	Sandra	Ryan	UTS Shamrocks	1
Tully	McDonough	UTS Shamrocks	5	Teresa	Robertson	UTS Shamrocks	2	Melissa	Brydon	Penrith Ramettes	1
Katie	Jones	Penrith Ramettes	5	Gabi	Bryan	Randwick City Angels	2	Rika	Millen	Randwick City Angels	1
Jenna	Miller	Southern Power	5	Coline	Duquet	UTS Shamrocks	2	Lara	Hilmi	UTS Shamrocks	1

## 2013 COMPETITION LADDERS

### AFL SYDNEY PREMIER DIVISION 2013

		P	W	L	D	For	Ag	PC	Pts
1	<b>MANLY-WARRINGAH</b>	18	14	3	1	1670	963	173	58
2	<b>NORTH SHORE</b>	18	14	4	0	1595	1154	138	56
3	<b>ST GEORGE</b>	18	13	4	1	1740	1108	157	54
4	<b>PENNANT HILLS</b>	18	13	5	0	1816	1209	150	52
5	<b>UNSW/ES</b>	18	12	6	0	1646	1124	146	48
6	WESTERN SUBURBS	18	10	7	1	1653	1228	135	42
7	CAMPBELLTOWN	18	9	9	0	1440	1321	109	36
8	UTS	18	8	9	1	1391	1485	94	34
9	SYDNEY UNIVERSITY	18	8	10	0	1419	1584	90	32
10	BALMAIN	18	3	15	0	1173	1978	59	12
11	ILLAWARRA	18	1	17	0	927	1915	48	4
12	SYDNEY HILLS EAGLES	18	1	17	0	1008	2189	46	4

### AFL SYDNEY DIVISION ONE 2013

		P	W	L	D	For	Ag	PC	PCWon
1	<b>SOUTHERN POWER</b>	17	15	2	0	1525	635	240	88
2	<b>UTS</b>	16	12	4	0	1286	748	172	75
3	<b>HOLROYD-PARRAMATTA</b>	18	12	6	0	1425	837	170	66
4	<b>UNSW/ES</b>	18	11	7	0	1360	1115	122	61
5	<b>ST GEORGE</b>	17	10	7	0	940	1058	89	58
6	PENRITH	18	9	9	0	1406	1041	135	50
7	PENNANT HILLS	18	9	9	0	1048	1170	90	50
8	MACQUARIE UNIVERSITY	18	7	11	0	1013	1177	86	38
9	NORTH SHORE	18	3	15	0	831	1714	48	16
10	SYDNEY HILLS EAGLES	18	0	18	0	531	1870	28	0

### AFL SYDNEY UNDER 18 DIVISION ONE 2013

		P	W	L	D	For	Ag	PC	PCWon
1	<b>PENNANT HILLS</b>	18	16	2	0	1531	744	206	88
2	<b>UNSW/ES</b>	17	15	2	0	1600	758	211	88
3	<b>ST GEORGE</b>	16	12	4	0	1530	826	185	75
4	<b>ILLAWARRA</b>	17	12	5	0	1939	748	259	70
5	<b>SYDNEY UNIVERSITY</b>	17	12	5	0	1445	866	167	70
6	SYDNEY HILLS EAGLES	17	8	9	0	1327	1089	122	47
7	NORTH SHORE	17	7	10	0	1073	961	112	41
8	ST IGNATIUS, RIVERVIEW	17	6	11	0	923	1383	67	35
9	WESTERN SUBURBS	17	4	13	0	624	1514	41	23
10	SOUTHERN POWER	17	2	15	0	545	1784	31	11
11	MACARTHUR GIANTS	18	0	18	0	385	2249	17	0

**AFL SYDNEY DIVISION TWO 2013**

		P	W	L	D	For	Ag	PC	PCWon
1	MANLY-WARRINGAH	18	16	2	0	1762	751	235	88
2	SYDNEY UNIVERSITY	18	15	3	0	1796	759	237	83
3	WESTERN SUBURBS	18	14	4	0	1593	857	186	77
4	MOOREBANK	17	12	5	0	1555	839	185	70
5	CAMDEN	18	12	6	0	1460	866	169	66
6	UNSW/ES	18	7	11	0	1265	1216	104	38
7	UTS	18	7	11	0	1189	1502	79	38
8	ILLAWARRA	18	3	15	0	559	1796	31	16
9	BALMAIN	18	2	16	0	638	1913	33	11
10	AUBURN	17	1	16	0	474	1792	26	5

**AFL SYDNEY DIVISION THREE 2013**

		P	W	L	D	For	Ag	PC	PCWon
1	BLACKTOWN	17	15	2	0	2302	584	394	88
2	RANDWICK CITY	18	14	4	0	1585	979	162	77
3	GOSFORD	18	13	5	0	1685	1274	132	72
4	NOR-WEST	17	11	6	0	1359	1025	133	64
5	SYDNEY UNIVERSITY	17	11	6	0	1319	1018	130	64
6	WESTERN SUBURBS	18	8	10	0	1322	1128	117	44
7	PENRITH	17	7	10	0	1207	1296	93	41
8	SOUTHERN POWER	18	5	13	0	868	1391	62	27
9	MACQUARIE UNIVERSITY	18	4	14	0	901	2180	41	22
10	CAMPBELLTOWN	18	0	18	0	588	2261	26	0

**AFL SYDNEY UNDER 18 DIVISION TWO 2013**

		P	W	L	D	For	Ag	PC	PCWon
1	MANLY-WARRINGAH	12	11	1	0	933	464	201	91
2	HOLROYD-PARRAMATTA	11	7	4	0	737	532	139	63
3	MACQUARIE UNIVERSITY	10	5	5	0	600	540	111	50
4	MOOREBANK	13	6	7	0	589	729	81	46
5	BALMAIN	12	4	8	0	692	790	88	33
6	PENRITH	12	2	10	0	494	990	50	16

**AFL SYDNEY DIVISION FOUR 2013**

		P	W	L	D	For	Ag	PC	PCWon
1	UTS	17	13	4	0	1459	830	176	76
2	PENNANT HILLS	18	13	4	1	1199	988	121	75
3	MOOREBANK	17	11	5	1	1225	976	126	67
4	SYDNEY UNIVERSITY	18	11	7	0	1332	813	164	61
5	HOLROYD-PARRAMATTA	18	11	7	0	1253	849	148	61
6	UNSW/ES	18	10	8	0	1479	1004	147	55
7	SYDNEY HILLS EAGLES	18	9	9	0	1100	1135	97	50
8	MANLY-WARRINGAH	17	7	10	0	1029	1065	97	41
9	NORTH SHORE	18	2	16	0	606	1711	35	11
10	MACQUARIE UNIVERSITY	17	0	17	0	476	1787	27	0

**AFL SYDNEY DIVISION FIVE 2013**

		<b>P</b>	<b>W</b>	<b>L</b>	<b>D</b>	<b>For</b>	<b>Ag</b>	<b>PC</b>	<b>PCWon</b>
1	<b>CAMDEN</b>	15	14	1	0	1489	511	291	93
2	<b>RANDWICK CITY</b>	15	13	2	0	1461	605	241	86
3	<b>UTS</b>	16	12	4	0	1236	808	153	75
4	<b>SYDNEY UNIVERSITY</b>	15	8	7	0	932	992	94	53
5	<b>BLACKTOWN</b>	15	7	8	0	971	880	110	46
6	<b>UNSW/ES</b>	16	7	9	0	818	916	89	43
7	<b>HOLROYD-PARRAMATTA</b>	16	6	10	0	810	1238	65	37
8	<b>PENRITH</b>	16	5	11	0	789	1115	71	31
9	<b>SOUTHERN POWER</b>	16	4	12	0	762	992	77	25
10	<b>MOOREBANK</b>	16	2	14	0	524	1735	30	12

**AFL SYDNEY WOMEN'S DIVISION ONE 2013**

		<b>P</b>	<b>W</b>	<b>L</b>	<b>D</b>	<b>For</b>	<b>Ag</b>	<b>PC</b>	<b>Pts</b>
1	<b>SYDNEY UNIVERSITY</b>	14	12	2	0	904	237	381	48
2	<b>UNSW/ES</b>	14	11	3	0	680	461	148	44
3	<b>BALMAIN</b>	14	9	5	0	827	375	221	36
4	<b>WESTERN WOLVES</b>	14	7	7	0	729	634	115	28
5	<b>NEWTOWN</b>	14	2	12	0	355	1062	33	8
6	<b>WOLLONGONG</b>	14	1	13	0	289	1015	28	4

**AFL SYDNEY WOMEN'S DIVISION TWO 2013**

		<b>P</b>	<b>W</b>	<b>L</b>	<b>D</b>	<b>For</b>	<b>Ag</b>	<b>PC</b>	<b>PCWon</b>
1	<b>MACQUARIE UNIVERSITY</b>	15	15	0	0	1703	58	2936	100
2	<b>SOUTHERN POWER</b>	15	11	4	0	774	380	204	73
3	<b>PENRITH</b>	15	9	6	0	541	623	87	60
4	<b>UTS</b>	15	6	9	0	340	717	47	40
5	<b>RANDWICK CITY</b>	15	3	12	0	231	1024	23	20
6	<b>AUBURN</b>	15	1	14	0	212	999	21	7

## FROM THE VAULT PREMIER DIVISION SENIORS

### Grand Final

2004	North Shore	10.11.71	def.	St George	7.4.46
2005	North Shore	13.9.87	def.	Western Suburbs	6.10.46
2006	Pennant Hills	5.20.50	def.	East Coast Eagles	7.6.48
2007	North Shore	12.15.87	def.	St George	9.12.66
2008	Pennant Hills	20.12.132	def.	East Coast Eagles	3.10.28
2009	East Coast Eagles	22.12.144	def.	UNSW/ES	13.12.90
2010	East Coast Eagles	13.9.87	def.	Sydney University	10.10.70
2011	East Coast Eagles	17.12.114	def.	Balmain	10.11.74
2012	UNSW/ES	13.11.89	def.	Balmain	7.5.47
2013	Manly-Warringah	11.14.80	def.	Pennant Hills	11.6.72

### Preliminary Final

2004	St George	8.8.56	def.	UNSW/ES	5.7.37
2005	North Shore	13.12.90	def.	Pennant Hills	6.11.47
2006	Pennant Hills	19.14.128	def.	Western Suburbs	6.6.42
2007	North Shore	18.13.121	def.	Pennant Hills	11.10.76
2008	East Coast Eagles	18.14.122	def.	UNSW/ES	11.11.77
2009	UNSW/ES	12.7.79	def.	Western Suburbs	9.11.65
2010	East Coast Eagles	16.10.106	def.	Western Suburbs	6.15.51
2011	Balmain	13.7.85	def.	Sydney University	12.10.82
2012	Balmain	12.11.83	def.	Pennant Hills	10.14.74
2013	Pennant Hills	15.13.103	def.	St George	12.10.82

### Second Semi Final

2004	North Shore	13.10.88	def.	UNSW/ES	8.12.60
2005	Western Suburbs	20.10.130	def.	Pennant Hills	10.11.71
2006	East Coast Eagles	11.14.80	def.	Western Suburbs	7.7.49
2007	St George	14.8.92	def.	Pennant Hills	8.10.58
2008	Pennant Hills	9.13.67	def.	UNSW/ES	5.9.39
2009	East Coast Eagles	17.18.120	def.	Western Suburbs	10.6.66
2010	Sydney University	14.10.94	def.	Western Suburbs	12.9.81
2011	East Coast Eagles	11.12.78	def.	Balmain	7.18.60
2012	UNSW/ES	11.9.75	def.	Pennant Hills	10.10.70
2013	Manly-Warringah	11.19.85	def.	St George	10.7.67

### First Semi Final

2004	St George	11.8.74	def.	Pennant Hills	7.7.49
2005	North Shore	13.19.97	def.	UNSW/ES	8.8.56
2006	Pennant Hills	19.12.126	def.	St George	10.9.69
2007	North Shore	18.25.133	def.	Campbelltown	10.6.66
2008	East Coast Eagles	18.12.120	def.	St George	8.7.55
2009	UNSW/ES	11.13.79	def.	Pennant Hills	7.17.59
2010	East Coast Eagles	12.5.77	def.	Pennant Hills	10.12.72
2011	Sydney University	24.11.155	def.	North Shore	10.4.64
2012	Balmain	14.10.94	def.	North Shore	10.14.74
2013	Pennant Hills	14.12.96	def.	North Shore	14.6.90

### Qualifying Final

2010	Western Suburbs	15.11.101	def.	East Coast Eagles	10.10.70
2011	Balmain	14.8.92	def.	Sydney University	10.12.72
2012	Pennant Hills	13.15.93	def.	North Shore	9.7.61
2013	St George	14.10.94	def.	North Shore	8.11.59

### Elimination Final

2010	Pennant Hills	12.8.80	def.	North Shore	8.15.63
2011	North Shore	17.10.112	def.	Pennant Hills	8.8.56
2012	Balmain	16.11.107	def.	St George	14.9.93
2013	Pennant Hills	17.18.120	def.	UNSW/ES	7.7.49



## 2013 AFL SYDNEY HOME & AWAY RESULTS

### PREMIER DIVISION

#### Round 1 - 06/04/2013

Sydney University	16.20	(116)	defeated	Sydney Hills Eagles	6.7	(43)
UNSW/ES Bulldogs	16.10	(106)	defeated	St George Dragons	10.8	(68)
UTS Bats	15.14	(104)	defeated	Illawarra Lions	13.9	(87)
Western Suburbs Magpies	17.8	(110)	defeated	Campbelltown Blues	14.6	(90)
North Shore Bombers	15.10	(100)	defeated	Pennant Hills Demons	11.7	(73)

#### Round 1 - 07/04/2013

Manly Warringah Wolves	24.15	(159)	defeated	Balmain Dockers	6.6	(42)
------------------------	-------	-------	----------	-----------------	-----	------

#### Round 2 - 13/04/2013

UNSW/ES Bulldogs	10.12	(72)	defeated	Campbelltown Blues	9.3	(57)
Pennant Hills Demons	15.14	(104)	defeated	UTS Bats	12.10	(82)
Manly Warringah Wolves	15.9	(99)	defeated	Illawarra Lions	10.8	(68)
Western Suburbs Magpies	27.14	(176)	defeated	Sydney Hills Eagles	6.4	(40)
North Shore Bombers	20.8	(128)	defeated	St George Dragons	8.9	(57)
Sydney University	19.17	(131)	defeated	Balmain Dockers	10.9	(69)

#### Round 3 - 20/04/2013

UNSW/ES Bulldogs	14.8	(92)	defeated	UTS Bats	9.10	(64)
Manly Warringah Wolves	5.4	(34)	defeated	Pennant Hills Demons	3.8	(26)

#### Round 3 - 21/04/2013

Balmain Dockers	16.12	(108)	defeated	Sydney Hills Eagles	9.19	(73)
-----------------	-------	-------	----------	---------------------	------	------

#### Round 4 - 25/04/2013

Western Suburbs Magpies	22.24	(156)	defeated	Balmain Dockers	10.9	(69)
-------------------------	-------	-------	----------	-----------------	------	------

#### Round 4 - 27/04/2013

Pennant Hills Demons	18.19	(127)	defeated	Sydney University	6.8	(44)
St George Dragons	13.17	(95)	defeated	Illawarra Lions	5.7	(37)
North Shore Bombers	15.16	(106)	defeated	UNSW/ES Bulldogs	9.6	(60)
Manly Warringah Wolves	13.8	(86)	defeated	UTS Bats	10.12	(72)

#### Round 4 - 28/04/2013

Campbelltown Blues	23.11	(149)	defeated	Sydney Hills Eagles	11.8	(74)
--------------------	-------	-------	----------	---------------------	------	------

#### Round 5 - 04/05/2013

St George Dragons	11.14	(80)	defeated	Pennant Hills Demons	10.16	(76)
-------------------	-------	------	----------	----------------------	-------	------

UTS Bats	14.13	(97)	defeated	Sydney University	11.10	(76)
Manly Warringah Wolves	13.11	(89)	defeated	Sydney Hills Eagles	10.7	(67)
UNSW/ES Bulldogs	16.9	(105)	defeated	Balmain Dockers	12.11	(83)
North Shore Bombers	17.6	(108)	defeated	Western Suburbs Magpies	12.6	(78)
Campbelltown Blues	8.16	(64)	defeated	Illawarra Lions	9.3	(57)
Round 3 - 11/05/2013						
St George Dragons	10.18	(78)	defeated	Western Suburbs Magpies	6.10	(46)
North Shore Bombers	15.10	(100)	defeated	Campbelltown Blues	6.5	(41)
Sydney University	13.11	(89)	defeated	Illawarra Lions	8.8	(56)
Round 6 - 18/05/2013						
Manly Warringah Wolves	10.7	(67)	defeated	Campbelltown Blues	6.5	(41)
Pennant Hills Demons	36.22	(238)	defeated	Illawarra Lions	6.5	(41)
UTS Bats	12.1	(73)	defeated	North Shore Bombers	10.9	(69)
UNSW/ES Bulldogs	18.17	(125)	defeated	Sydney Hills Eagles	4.4	(28)
Sydney University	16.8	(104)	defeated	Western Suburbs Magpies	10.11	(71)
Round 6 - 19/05/2013						
St George Dragons	18.14	(122)	defeated	Balmain Dockers	7.10	(52)
Round 7 - 25/05/2013						
North Shore Bombers	16.17	(113)	defeated	Sydney University	13.9	(87)
UTS Bats	11.15	(81)	defeated	Campbelltown Blues	8.10	(58)
Pennant Hills Demons	27.18	(180)	defeated	Sydney Hills Eagles	4.5	(29)
Western Suburbs Magpies	12.9	(81)	defeated	UNSW/ES Bulldogs	10.11	(71)
Round 7 - 26/05/2013						
Balmain Dockers	12.17	(89)	defeated	Illawarra Lions	9.9	(63)
Manly Warringah Wolves	8.9	(57)	defeated	St George Dragons	3.8	(26)
Round 8 - 01/06/2013						
North Shore Bombers	13.18	(96)	defeated	Sydney Hills Eagles	7.10	(52)
Sydney University	10.7	(67)	defeated	Campbelltown Blues	6.9	(45)
Manly Warringah Wolves	22.11	(143)	defeated	Balmain Dockers	7.11	(53)
Pennant Hills Demons	13.17	(95)	defeated	UNSW/ES Bulldogs	10.8	(68)
Western Suburbs Magpies	24.12	(156)	defeated	Illawarra Lions	5.3	(33)
Round 9 - 15/06/2013						
North Shore Bombers	15.26	(116)	defeated	Balmain Dockers	7.9	(51)
Pennant Hills Demons	17.14	(116)	defeated	Western Suburbs Magpies	11.11	(67)

St George Dragons	10.10	(70)	defeated	Campbelltown Blues	8.4	(52)
Manly Warringah Wolves	18.12	(120)	defeated	Sydney University	7.11	(53)
Round 9 - 16/06/2013						
UTS Bats	13.9	(87)	defeated	Sydney Hills Eagles	10.14	(74)
UNSW/ES Bulldogs	18.16	(124)	defeated	Illawarra Lions	7.3	(45)
Round 10 - 22/06/2013						
Western Suburbs Magpies	7.6	(48)	defeated	Manly Warringah Wolves	6.9	(45)
St George Dragons	11.7	(73)	defeated	North Shore Bombers	4.11	(35)
UNSW/ES Bulldogs	10.9	(69)	defeated	Sydney University	2.1	(13)
Pennant Hills Demons	21.14	(140)	defeated	UTS Bats	7.9	(51)
Sydney Hills Eagles	12.15	(87)	defeated	Illawarra Lions	7.15	(57)
Round 10 - 23/06/2013						
Campbelltown Blues	11.15	(81)	defeated	Balmain Dockers	8.5	(53)
Round 11 - 29/06/2013						
Western Suburbs Magpies	9.10	(64)	defeated	UTS Bats	3.9	(27)
Round 11 - 30/06/2013						
St George Dragons	23.13	(151)	defeated	Sydney Hills Eagles	7.7	(49)
Sydney University	13.10	(88)	defeated	Balmain Dockers	7.8	(50)
Round 12 - 06/07/2013						
UNSW/ES Bulldogs	17.10	(112)	defeated	UTS Bats	8.12	(60)
St George Dragons	13.18	(96)	defeated	Western Suburbs Magpies	11.11	(77)
Balmain Dockers	11.9	(75)	defeated	Sydney Hills Eagles	10.12	(72)
Pennant Hills Demons	13.6	(84)	defeated	Manly Warringah Wolves	10.9	(69)
Sydney University	18.18	(126)	defeated	Illawarra Lions	3.11	(29)
Round 12 - 07/07/2013						
Campbelltown Blues	11.7	(73)	defeated	North Shore Bombers	9.17	(71)
Round 13 - 13/07/2013						
Campbelltown Blues	25.15	(165)	defeated	Sydney Hills Eagles	4.6	(30)
Manly Warringah Wolves	14.10	(94)	defeated	UTS Bats	7.11	(53)
St George Dragons	26.13	(169)	defeated	Sydney University	3.4	(22)
Pennant Hills Demons	14.12	(96)	defeated	Illawarra Lions	8.5	(53)
Round 13 - 14/07/2013						
UNSW/ES Bulldogs	23.10	(148)	defeated	Balmain Dockers	4.9	(33)
North Shore Bombers	12.13	(85)	defeated	Western Suburbs Magpies	9.10	(64)

Round 11 - 20/07/2013

Pennant Hills Demons	11.10	(76)	defeated	Campbelltown Blues	10.11	(71)
North Shore Bombers	11.8	(74)	defeated	Illawarra Lions	4.5	(29)

Round 8 - 20/07/2013

St George Dragons	16.14	(110)	defeated	UTS Bats	4.9	(33)
-------------------	-------	-------	----------	----------	-----	------

Round 11 - 20/07/2013

UNSW/ES Bulldogs	9.10	(64)	defeated	Manly Warringah Wolves	6.9	(45)
------------------	------	------	----------	------------------------	-----	------

Round 14 - 27/07/2013

North Shore Bombers	12.18	(90)	defeated	UTS Bats	13.8	(86)
Manly Warringah Wolves	20.18	(138)	defeated	Illawarra Lions	7.0	(42)
Sydney University	22.14	(146)	defeated	Sydney Hills Eagles	11.16	(82)
Campbelltown Blues	16.14	(110)	defeated	Western Suburbs Magpies	9.8	(62)
Pennant Hills Demons	18.11	(119)	defeated	Balmain Dockers	9.10	(64)
St George Dragons	13.17	(95)	defeated	UNSW/ES Bulldogs	7.10	(52)

Round 15 - 03/08/2013

Manly Warringah Wolves	21.10	(136)	defeated	Sydney Hills Eagles	10.5	(65)
North Shore Bombers	9.12	(66)	defeated	Pennant Hills Demons	7.8	(50)
UTS Bats	18.16	(124)	defeated	Sydney University	6.4	(40)
St George Dragons	17.14	(116)	defeated	Illawarra Lions	8.3	(51)

Round 15 - 04/08/2013

Western Suburbs Magpies won by forfeit Balmain Dockers

Campbelltown Blues	17.6	(108)	defeated	UNSW/ES Bulldogs	9.17	(71)
--------------------	------	-------	----------	------------------	------	------

Round 16 - 10/08/2013

Manly Warringah Wolves	20.15	(135)	defeated	Campbelltown Blues	8.11	(59)
North Shore Bombers	19.14	(128)	defeated	Sydney University	6.8	(44)
St George Dragons	26.26	(182)	defeated	Balmain Dockers	10.7	(67)
UTS Bats	16.10	(106)	defeated	Sydney Hills Eagles	6.14	(50)
Western Suburbs Magpies	13.16	(94)	defeated	Illawarra Lions	3.12	(30)
UNSW/ES Bulldogs	18.9	(117)	defeated	Pennant Hills Demons	2.7	(19)

Round 17 - 17/08/2013

St George Dragons	9.10	(64)	drew with	Manly Warringah Wolves	9.10	(64)
Campbelltown Blues	10.17	(77)	defeated	Illawarra Lions	5.7	(37)
Western Suburbs Magpies	17.8	(110)	defeated	Sydney Hills Eagles	6.7	(43)
Pennant Hills Demons	13.15	(93)	defeated	Sydney University	13.7	(85)

North Shore Bombers	11.8	(74)	defeated	UNSW/ES Bulldogs	11.7	(73)
Round 17 - 18/08/2013						
UTS Bats	15.18	(108)	defeated	Balmain Dockers	8.8	(56)
Round 18 - 24/08/2013						
Illawarra Lions	16.16	(112)	defeated	Balmain Dockers	7.7	(49)
Pennant Hills Demons	15.14	(104)	defeated	St George Dragons	13.10	(88)
Manly Warringah Wolves	13.12	(90)	defeated	North Shore Bombers	5.6	(36)
UNSW/ES Bulldogs	17.15	(117)	defeated	Sydney Hills Eagles	7.8	(50)
UTS Bats	12.11	(83)	drew with	Western Suburbs Magpies	13.5	(83)
Round 18 - 25/08/2013						
Campbelltown Blues	15.9	(99)	defeated	Sydney University	13.10	(88)

## DIVISION ONE

### Round 1 - 06/04/2013

UTS Bats	6.8 (44)	defeated	Holroyd Parramatta Goannas	6.6 (42)
St George Dragons	10.6 (66)	defeated	UNSW/ES Bulldogs	9.5 (59)
Penrith Rams	12.14 (86)	defeated	Sydney Hills Eagles	5.5 (35)
Pennant Hills Demons	11.9 (75)	defeated	North Shore Bombers	8.7 (55)
Southern Power	11.15 (81)	defeated	Macquarie University	9.8 (62)

### Round 2 - 13/04/2013

UTS Bats	12.8 (80)	defeated	Pennant Hills Demons	7.18 (60)
St George Dragons	8.12 (60)	defeated	North Shore Bombers	7.8 (50)
Southern Power	12.14 (86)	defeated	Penrith Rams	6.8 (44)
UNSW/ES Bulldogs	11.10 (76)	defeated	Holroyd Parramatta Goannas	9.8 (62)
Macquarie University	12.7 (79)	defeated	Sydney Hills Eagles	12.3 (75)

### Round 3 - 20/04/2013

North Shore Bombers	10.9 (69)	defeated	Penrith Rams	10.7 (67)
Southern Power	12.10 (82)	defeated	Sydney Hills Eagles	3.5 (23)

### Round 4 - 27/04/2013

Macquarie University	14.15 (99)	defeated	Pennant Hills Demons	3.6 (24)
St George Dragons	13.9 (87)	defeated	Sydney Hills Eagles	8.1 (49)
UTS Bats	11.15 (81)	defeated	Southern Power	4.6 (30)
UNSW/ES Bulldogs	12.6 (78)	defeated	Penrith Rams	11.9 (75)
Holroyd Parramatta Goannas	13.7 (85)	defeated	North Shore Bombers	7.6 (48)

### Round 5 - 04/05/2013

Macquarie University	11.12 (78)	defeated	North Shore Bombers	8.1 (49)
St George Dragons	6.8 (44)	defeated	Pennant Hills Demons	2.3 (15)
Penrith Rams	10.6 (66)	defeated	UTS Bats	8.6 (54)
Holroyd Parramatta Goannas	14.9 (93)	defeated	Sydney Hills Eagles	0.6 (6)
Southern Power	13.10 (88)	defeated	UNSW/ES Bulldogs	5.2 (32)

### Round 3 - 11/05/2013

UNSW/ES Bulldogs	12.12 (84)	defeated	UTS Bats	11.6 (72)
Holroyd Parramatta Goannas	13.16 (94)	defeated	Pennant Hills Demons	9.3 (57)
Macquarie University	10.10 (70)	defeated	St George Dragons	3.8 (26)

### Round 6 - 18/05/2013

Southern Power	12.7 (79)	defeated	Pennant Hills Demons	5.3 (33)
UTS Bats	8.13 (61)	defeated	North Shore Bombers	7.6 (48)
Holroyd Parramatta Goannas	8.11 (59)	defeated	Macquarie University	8.5 (53)

Penrith Rams	19.6	(120)	defeated	St George Dragons	5.7	(37)
UNSW/ES Bulldogs	17.12	(114)	defeated	Sydney Hills Eagles	4.7	(31)
Round 7 - 25/05/2013						
Pennant Hills Demons	20.13	(133)	defeated	Sydney Hills Eagles	3.0	(18)
UNSW/ES Bulldogs	18.10	(118)	defeated	North Shore Bombers	10.7	(67)
Holroyd Parramatta Goannas	16.11	(107)	defeated	Penrith Rams	6.6	(42)
Round 7 - 26/05/2013						
Southern Power	11.5	(71)	defeated	St George Dragons	7.9	(51)
Round 8 - 01/06/2013						
North Shore Bombers	14.8	(92)	defeated	Sydney Hills Eagles	7.5	(47)
Pennant Hills Demons	16.4	(100)	defeated	UNSW/ES Bulldogs	8.12	(60)
Penrith Rams	10.8	(68)	defeated	Macquarie University	7.5	(47)
Southern Power	8.3	(51)	defeated	Holroyd Parramatta Goannas	5.8	(38)
Round 8 - 02/06/2013						
Round 9 - 15/06/2013						
Southern Power	17.11	(113)	defeated	North Shore Bombers	9.6	(60)
UNSW/ES Bulldogs	10.4	(64)	defeated	Macquarie University	7.8	(50)
Penrith Rams	14.16	(100)	defeated	Pennant Hills Demons	4.8	(32)
Holroyd Parramatta Goannas	12.15	(87)	defeated	St George Dragons	5.10	(40)
Round 9 - 16/06/2013						
UTS Bats	17.12	(114)	defeated	Sydney Hills Eagles	1.3	(9)
Round 10 - 22/06/2013						
St George Dragons	10.8	(68)	defeated	North Shore Bombers	6.7	(43)
Pennant Hills Demons	9.7	(61)	defeated	UTS Bats	8.9	(57)
Macquarie University	4.7	(31)	defeated	Southern Power	3.5	(23)
Penrith Rams	24.13	(157)	defeated	Sydney Hills Eagles	0.4	(4)
Round 10 - 23/06/2013						
Holroyd Parramatta Goannas	4.11	(35)	defeated	UNSW/ES Bulldogs	3.4	(22)
Round 11 - 29/06/2013						
Round 12 - 06/07/2013						
St George Dragons	11.3	(69)	defeated	Macquarie University	7.9	(51)
Pennant Hills Demons	12.3	(75)	defeated	Holroyd Parramatta Goannas	8.10	(58)

Southern Power	13.15	(93)	defeated	Sydney Hills Eagles	1.3	(9)
UTS Bats	11.7	(73)	defeated	UNSW/ES Bulldogs	7.12	(54)
Round 12 - 07/07/2013						
Penrith Rams	16.9	(105)	defeated	North Shore Bombers	5.6	(36)
Round 13 - 13/07/2013						
St George Dragons	9.7	(61)	defeated	Penrith Rams	7.9	(51)
UNSW/ES Bulldogs	21.12	(138)	defeated	Sydney Hills Eagles	4.5	(29)
Macquarie University	17.8	(110)	defeated	North Shore Bombers	5.6	(36)
Holroyd Parramatta Goannas	11.5	(71)	defeated	UTS Bats	5.12	(42)
Southern Power	17.11	(113)	defeated	Pennant Hills Demons	3.5	(23)
Round 7 - 20/07/2013						
UTS Bats	9.6	(60)	defeated	Macquarie University	6.5	(41)
Round 11 - 20/07/2013						
Holroyd Parramatta Goannas	23.12	(150)	defeated	North Shore Bombers	1.7	(13)
UNSW/ES Bulldogs	13.6	(84)	defeated	Penrith Rams	11.5	(71)
St George Dragons	9.10	(64)	defeated	Sydney Hills Eagles	7.8	(50)
Round 14 - 27/07/2013						
UTS Bats	20.15	(135)	defeated	North Shore Bombers	1.2	(8)
St George Dragons	11.8	(74)	defeated	UNSW/ES Bulldogs	8.5	(53)
Pennant Hills Demons	12.11	(83)	defeated	Sydney Hills Eagles	1.1	(7)
Southern Power	14.8	(92)	defeated	Penrith Rams	9.6	(60)
Holroyd Parramatta Goannas	18.12	(120)	defeated	Macquarie University	3.2	(20)
Round 15 - 03/08/2013						
Pennant Hills Demons	9.9	(63)	defeated	North Shore Bombers	5.13	(43)
UTS Bats	10.5	(65)	defeated	St George Dragons	9.5	(59)
Macquarie University	13.13	(91)	defeated	Sydney Hills Eagles	4.5	(29)
Round 15 - 04/08/2013						
Southern Power	19.10	(124)	defeated	UNSW/ES Bulldogs	5.7	(37)
Holroyd Parramatta Goannas	12.10	(82)	defeated	Penrith Rams	12.4	(76)
Round 11 - 06/08/2013						
Pennant Hills Demons	11.12	(78)	defeated	Macquarie University	9.9	(63)
Round 16 - 10/08/2013						
St George Dragons	8.11	(59)	defeated	Holroyd Parramatta Goannas	8.9	(57)
UTS Bats	20.13	(133)	defeated	Sydney Hills Eagles	5.2	(32)



UNSW/ES Bulldogs	13.10	(88)	defeated	Pennant Hills Demons	5.10	(40)
Penrith Rams	14.17	(101)	defeated	Macquarie University	3.6	(24)
Southern Power	29.19	(193)	defeated	North Shore Bombers	0.0	(0)

Round 17 - 17/08/2013

Penrith Rams	7.13	(55)	defeated	Pennant Hills Demons	4.6	(30)
Southern Power	14.17	(101)	defeated	St George Dragons	2.6	(18)
UNSW/ES Bulldogs	18.8	(116)	defeated	North Shore Bombers	5.5	(35)
UTS Bats	21.6	(132)	defeated	Macquarie University	3.3	(21)
Holroyd Parramatta Goannas	23.14	(152)	defeated	Sydney Hills Eagles	1.2	(8)

Round 18 - 24/08/2013

North Shore Bombers	11.13	(79)	defeated	Sydney Hills Eagles	10.10	(70)
UNSW/ES Bulldogs	12.11	(83)	defeated	Macquarie University	3.5	(23)
Pennant Hills Demons	10.6	(66)	defeated	St George Dragons	8.9	(57)
UTS Bats	12.11	(83)	defeated	Penrith Rams	9.8	(62)
Southern Power	15.15	(105)	defeated	Holroyd Parramatta Goannas	5.3	(33)

## UNDER 18 DIVISION ONE

### Round 1 - 06/04/2013

UNSW/ES Bulldogs	12.4	(76)	defeated	St George Dragons	9.7	(61)
St Ignatius, Riverview	14.10	(94)	defeated	Southern Power	8.7	(55)
Pennant Hills Demons	6.12	(48)	defeated	North Shore Bombers	6.5	(41)
Western Suburbs Magpies	7.18	(60)	defeated	Macarthur Giants	3.7	(25)
Sydney University	13.6	(84)	defeated	Sydney Hills Eagles	8.4	(52)

### Round 2 - 13/04/2013

Illawarra Lions	19.9	(123)	defeated	Sydney Hills Eagles	8.3	(51)
Pennant Hills Demons	20.19	(139)	defeated	Macarthur Giants	3.1	(19)
St Ignatius, Riverview	11.11	(77)	defeated	Western Suburbs Magpies	2.10	(22)
St George Dragons	12.9	(81)	defeated	North Shore Bombers	8.9	(57)

### Round 3 - 20/04/2013

Pennant Hills Demons	11.13	(79)	defeated	Southern Power	1.0	(6)
----------------------	-------	------	----------	----------------	-----	-----

### Round 3 - 21/04/2013

UNSW/ES Bulldogs	12.11	(83)	defeated	Illawarra Lions	9.10	(64)
------------------	-------	------	----------	-----------------	------	------

### Round 4 - 27/04/2013

Western Suburbs Magpies	12.11	(83)	defeated	Southern Power	9.3	(57)
North Shore Bombers	15.14	(104)	defeated	St Ignatius, Riverview	3.5	(23)
Pennant Hills Demons	14.12	(96)	defeated	Sydney University	8.7	(55)
Illawarra Lions	19.10	(124)	defeated	St George Dragons	8.4	(52)

### Round 4 - 28/04/2013

Sydney Hills Eagles	30.15	(195)	defeated	Macarthur Giants	4.4	(28)
---------------------	-------	-------	----------	------------------	-----	------

### Round 5 - 04/05/2013

Sydney University	21.10	(136)	defeated	Southern Power	4.5	(29)
St George Dragons	13.15	(93)	defeated	Sydney Hills Eagles	11.4	(70)
UNSW/ES Bulldogs	26.19	(175)	defeated	Macarthur Giants	1.3	(9)
Illawarra Lions	18.16	(124)	defeated	St Ignatius, Riverview	2.2	(14)
North Shore Bombers	11.11	(77)	defeated	Western Suburbs Magpies	3.5	(23)

### Round 6 - 11/05/2013

Sydney Hills Eagles	13.4	(82)	defeated	Western Suburbs Magpies	8.6	(54)
Sydney University	14.7	(91)	defeated	Illawarra Lions	9.7	(61)
Pennant Hills Demons	14.14	(98)	defeated	UNSW/ES Bulldogs	7.6	(48)
Southern Power	12.4	(76)	defeated	Macarthur Giants	6.14	(50)

Round 6 - 12/05/2013

St George Dragons	11.9	(75)	defeated	St Ignatius, Riverview	11.7	(73)
-------------------	------	------	----------	------------------------	------	------

Round 7 - 18/05/2013

St Ignatius, Riverview	16.12	(108)	defeated	Macarthur Giants	8.2	(50)
North Shore Bombers	17.11	(113)	defeated	Southern Power	6.7	(43)
UNSW/ES Bulldogs	14.13	(97)	defeated	Sydney Hills Eagles	7.5	(47)
Pennant Hills Demons	11.6	(72)	defeated	Illawarra Lions	5.5	(35)
Sydney University	16.12	(108)	defeated	Western Suburbs Magpies	7.3	(45)

Round 8 - 25/05/2013

Pennant Hills Demons	11.6	(72)	defeated	Sydney Hills Eagles	7.5	(47)
UNSW/ES Bulldogs	16.11	(107)	defeated	Western Suburbs Magpies	2.7	(19)
Illawarra Lions	38.13	(241)	defeated	Macarthur Giants	3.2	(20)
Sydney University	7.12	(54)	defeated	North Shore Bombers	7.4	(46)

Round 8 - 26/05/2013

St George Dragons	19.9	(123)	defeated	Southern Power	4.3	(27)
-------------------	------	-------	----------	----------------	-----	------

Round 9 - 01/06/2013

UNSW/ES Bulldogs	9.9	(63)	defeated	North Shore Bombers	4.8	(32)
Illawarra Lions	24.20	(164)	defeated	Western Suburbs Magpies	3.2	(20)
Sydney Hills Eagles	11.14	(80)	defeated	Southern Power	4.8	(32)

Round 9 - 02/06/2013

Round 3 - 08/06/2013

St George Dragons	19.14	(128)	defeated	Western Suburbs Magpies	5.5	(35)
North Shore Bombers	12.11	(83)	defeated	Macarthur Giants	2.1	(13)

Round 2 - 08/06/2013

UNSW/ES Bulldogs	12.16	(88)	defeated	Sydney University	12.4	(76)
------------------	-------	------	----------	-------------------	------	------

Round 9 - 10/06/2013

Pennant Hills Demons	12.7	(79)	defeated	St Ignatius, Riverview	7.8	(50)
----------------------	------	------	----------	------------------------	-----	------

Round 10 - 15/06/2013

Sydney Hills Eagles	14.11	(95)	defeated	North Shore Bombers	6.14	(50)
Pennant Hills Demons	21.13	(139)	defeated	Western Suburbs Magpies	2.1	(13)
St George Dragons	13.16	(94)	defeated	Macarthur Giants	2.3	(15)
St Ignatius, Riverview	11.12	(78)	defeated	Southern Power	8.4	(52)

Round 10 - 16/06/2013

UNSW/ES Bulldogs	9.9	(63)	defeated	Illawarra Lions	8.8	(56)
------------------	-----	------	----------	-----------------	-----	------

Round 11 - 22/06/2013

Pennant Hills Demons	11.12	(78)	defeated	Macarthur Giants	5.4	(34)
St George Dragons	7.10	(52)	defeated	North Shore Bombers	4.6	(30)
Sydney Hills Eagles	12.8	(80)	defeated	St Ignatius, Riverview	5.6	(36)
Illawarra Lions	26.13	(169)	defeated	Southern Power	3.4	(22)
Sydney University	8.6	(54)	defeated	UNSW/ES Bulldogs	3.7	(25)

Round 12 - 29/06/2013

Sydney University	17.16	(118)	defeated	Macarthur Giants	2.3	(15)
-------------------	-------	-------	----------	------------------	-----	------

Round 13 - 06/07/2013

Pennant Hills Demons	19.12	(126)	defeated	Southern Power	2.3	(15)
UNSW/ES Bulldogs	24.12	(156)	defeated	Macarthur Giants	0.2	(2)
St George Dragons	15.8	(98)	defeated	Western Suburbs Magpies	4.3	(27)
Illawarra Lions	10.13	(73)	defeated	Sydney University	10.9	(69)

Round 14 - 13/07/2013

Southern Power	6.9	(45)	defeated	Macarthur Giants	0.10	(10)
St George Dragons	27.9	(171)	defeated	St Ignatius, Riverview	6.7	(43)
Sydney University	8.10	(58)	defeated	Western Suburbs Magpies	4.5	(29)
UNSW/ES Bulldogs	17.12	(114)	defeated	Sydney Hills Eagles	9.4	(58)
Illawarra Lions	15.9	(99)	defeated	Pennant Hills Demons	4.5	(29)

Round 3 - 17/07/2013

Sydney University	6.17	(53)	defeated	St Ignatius, Riverview	5.9	(39)
-------------------	------	------	----------	------------------------	-----	------

Round 15 - 20/07/2013

Western Suburbs Magpies	10.7	(67)	defeated	Macarthur Giants	4.7	(31)
North Shore Bombers	12.14	(86)	defeated	Southern Power	2.4	(16)
Pennant Hills Demons	9.11	(65)	defeated	Sydney Hills Eagles	5.6	(36)

Round 15 - 21/07/2013

Sydney University	15.7	(97)	defeated	St Ignatius, Riverview	8.7	(55)
-------------------	------	------	----------	------------------------	-----	------

Round 13 - 24/07/2013

St Ignatius, Riverview	13.13	(91)	defeated	North Shore Bombers	6.6	(42)
------------------------	-------	------	----------	---------------------	-----	------

Round 16 - 27/07/2013

Illawarra Lions	11.9	(75)	defeated	Sydney Hills Eagles	5.7	(37)
UNSW/ES Bulldogs	15.8	(98)	defeated	St George Dragons	8.8	(56)
Pennant Hills Demons	18.12	(120)	defeated	St Ignatius, Riverview	3.3	(21)

North Shore Bombers	13.13	(91)	defeated	Western Suburbs Magpies	4.4	(28)
Sydney University	28.22	(190)	defeated	Southern Power	0.0	(0)

Round 17 - 03/08/2013

St Ignatius, Riverview won by forfeit Macarthur Giants

Sydney University	12.10	(82)	defeated	Sydney Hills Eagles	9.8	(62)
St George Dragons	13.13	(91)	defeated	Illawarra Lions	6.2	(38)
Pennant Hills Demons	12.10	(82)	defeated	North Shore Bombers	8.8	(56)

Round 17 - 04/08/2013

UNSW/ES Bulldogs won by forfeit Western Suburbs Magpies

Round 18 - 10/08/2013

UNSW/ES Bulldogs	11.6	(72)	defeated	Pennant Hills Demons	9.9	(63)
St George Dragons	27.18	(180)	defeated	Macarthur Giants	5.3	(33)
Illawarra Lions	20.20	(140)	defeated	Western Suburbs Magpies	1.5	(11)
Sydney Hills Eagles	21.17	(143)	defeated	Southern Power	3.3	(21)
North Shore Bombers	13.5	(83)	defeated	Sydney University	9.8	(62)

Round 19 - 17/08/2013

Sydney Hills Eagles	16.18	(114)	defeated	Macarthur Giants	3.5	(23)
UNSW/ES Bulldogs	17.7	(109)	defeated	North Shore Bombers	6.6	(42)
St George Dragons	19.22	(136)	defeated	Southern Power	0.2	(2)
Illawarra Lions	18.10	(118)	defeated	St Ignatius, Riverview	1.9	(15)
Pennant Hills Demons	9.14	(68)	defeated	Sydney University	8.10	(58)

Round 20 - 24/08/2013

Sydney Hills Eagles	11.12	(78)	defeated	North Shore Bombers	6.4	(40)
UNSW/ES Bulldogs	21.15	(141)	defeated	St Ignatius, Riverview	3.3	(21)
Pennant Hills Demons	11.12	(78)	defeated	St George Dragons	6.3	(39)
Western Suburbs Magpies	13.10	(88)	defeated	Southern Power	7.5	(47)
Illawarra Lions	37.13	(235)	defeated	Macarthur Giants	1.2	(8)

## DIVISION TWO

### Round 1 - 06/04/2013

Western Suburbs Magpies	15.19	(109)	defeated	Auburn Tigers	4.4	(28)
UTS Bats	14.10	(94)	defeated	Illawarra Lions	5.6	(36)
Camden Cats	12.12	(84)	defeated	Moorebank Magpies	5.11	(41)
Sydney University	22.14	(146)	defeated	UNSW/ES Bulldogs	7.2	(44)

### Round 1 - 07/04/2013

Manly Warringah Wolves	16.13	(109)	defeated	Balmain Dockers	0.0	(0)
------------------------	-------	-------	----------	-----------------	-----	-----

### Round 2 - 13/04/2013

UNSW/ES Bulldogs	10.13	(73)	defeated	UTS Bats	8.10	(58)
Manly Warringah Wolves	9.7	(61)	defeated	Illawarra Lions	8.11	(59)
Moorebank Magpies	27.14	(176)	defeated	Auburn Tigers	2.1	(13)
Western Suburbs Magpies	13.7	(85)	defeated	Camden Cats	9.10	(64)
Sydney University	25.21	(171)	defeated	Balmain Dockers	2.5	(17)

### Round 3 - 20/04/2013

Illawarra Lions	9.6	(60)	defeated	Auburn Tigers	6.11	(47)
-----------------	-----	------	----------	---------------	------	------

### Round 3 - 21/04/2013

UTS Bats	22.15	(147)	defeated	Balmain Dockers	6.6	(42)
Camden Cats	9.6	(60)	defeated	UNSW/ES Bulldogs	8.11	(59)

### Round 4 - 27/04/2013

Manly Warringah Wolves	13.8	(86)	defeated	UTS Bats	12.7	(79)
Camden Cats	26.15	(171)	defeated	Illawarra Lions	4.6	(30)
Western Suburbs Magpies won by forfeit Balmain Dockers						
Sydney University	12.13	(85)	defeated	Moorebank Magpies	7.5	(47)

### Round 4 - 28/04/2013

UNSW/ES Bulldogs	26.22	(178)	defeated	Auburn Tigers	1.1	(7)
------------------	-------	-------	----------	---------------	-----	-----

### Round 5 - 04/05/2013

Manly Warringah Wolves	9.7	(61)	defeated	Camden Cats	8.7	(55)
UNSW/ES Bulldogs	19.12	(126)	defeated	Balmain Dockers	10.6	(66)
Sydney University	20.22	(142)	defeated	Auburn Tigers	3.4	(22)
Western Suburbs Magpies	10.12	(72)	defeated	UTS Bats	7.6	(48)
Moorebank Magpies	14.13	(97)	defeated	Illawarra Lions	4.9	(33)

Round 6 - 11/05/2013

Camden Cats	12.12	(84)	defeated	UTS Bats	4.12	(36)
Sydney University	22.12	(144)	defeated	Illawarra Lions	1.1	(7)
Manly Warringah Wolves	15.12	(102)	defeated	UNSW/ES Bulldogs	4.9	(33)
Western Suburbs Magpies	18.12	(120)	defeated	Auburn Tigers	7.5	(47)

Round 6 - 12/05/2013

Moorebank Magpies	10.12	(72)	defeated	Balmain Dockers	6.11	(47)
-------------------	-------	------	----------	-----------------	------	------

Round 7 - 18/05/2013

Western Suburbs Magpies	8.10	(58)	defeated	Sydney University	7.15	(57)
UTS Bats	19.7	(121)	defeated	Auburn Tigers	5.9	(39)
Moorebank Magpies	13.4	(82)	defeated	Manly Warringah Wolves	7.5	(47)

Round 7 - 19/05/2013

Camden Cats	12.13	(85)	defeated	Balmain Dockers	7.10	(52)
-------------	-------	------	----------	-----------------	------	------

UNSW/ES Bulldogs won by forfeit Illawarra Lions

Round 8 - 25/05/2013

Manly Warringah Wolves	18.6	(114)	defeated	Auburn Tigers	8.4	(52)
Sydney University	12.12	(84)	defeated	Camden Cats	4.8	(32)
Moorebank Magpies	13.9	(87)	defeated	UTS Bats	8.15	(63)
Western Suburbs Magpies	8.10	(58)	defeated	UNSW/ES Bulldogs	7.7	(49)

Round 8 - 26/05/2013

Balmain Dockers	14.8	(92)	defeated	Illawarra Lions	9.7	(61)
-----------------	------	------	----------	-----------------	-----	------

Round 9 - 01/06/2013

Manly Warringah Wolves	28.17	(185)	defeated	Balmain Dockers	2.0	(12)
Camden Cats	10.15	(75)	defeated	Auburn Tigers	6.7	(43)
Sydney University	14.7	(91)	defeated	UTS Bats	8.5	(53)
Western Suburbs Magpies	23.12	(150)	defeated	Illawarra Lions	2.4	(16)

Round 3 - 08/06/2013

Western Suburbs Magpies	12.12	(84)	defeated	Moorebank Magpies	10.9	(69)
Manly Warringah Wolves	16.10	(106)	defeated	Sydney University	7.6	(48)

Round 10 - 15/06/2013

Manly Warringah Wolves	6.12	(48)	defeated	Sydney University	3.12	(30)
Camden Cats	10.9	(69)	defeated	UNSW/ES Bulldogs	3.8	(26)
Moorebank Magpies	9.14	(68)	defeated	Western Suburbs Magpies	5.11	(41)
UTS Bats	15.13	(103)	defeated	Balmain Dockers	8.10	(58)

Round 10 - 16/06/2013

Illawarra Lions won by forfeit Auburn Tigers

Round 11 - 22/06/2013

Manly Warringah Wolves	6.5	(41)	defeated	Western Suburbs Magpies	5.7	(37)
Sydney University	5.8	(38)	defeated	UNSW/ES Bulldogs	5.0	(30)
UTS Bats	10.12	(72)	defeated	Illawarra Lions	4.6	(30)
Moorebank Magpies	9.18	(72)	defeated	Camden Cats	8.10	(58)

Round 12 - 29/06/2013

Round 12 - 30/06/2013

Sydney University	20.13	(133)	defeated	Balmain Dockers	3.2	(20)
-------------------	-------	-------	----------	-----------------	-----	------

Round 13 - 06/07/2013

Sydney University won by forfeit Illawarra Lions

Western Suburbs Magpies	16.11	(107)	defeated	UTS Bats	6.7	(43)
Manly Warringah Wolves	16.9	(105)	defeated	Camden Cats	6.8	(44)
Moorebank Magpies	20.15	(135)	defeated	Balmain Dockers	4.3	(27)
UNSW/ES Bulldogs	15.12	(102)	defeated	Auburn Tigers	6.12	(48)

Round 14 - 13/07/2013

Camden Cats	10.9	(69)	defeated	Illawarra Lions	2.7	(19)
Manly Warringah Wolves	9.10	(64)	defeated	Moorebank Magpies	9.9	(63)
UTS Bats	12.10	(82)	defeated	Auburn Tigers	6.8	(44)
Sydney University	14.6	(90)	defeated	Western Suburbs Magpies	8.7	(55)

Round 14 - 14/07/2013

UNSW/ES Bulldogs	12.10	(82)	defeated	Balmain Dockers	6.4	(40)
------------------	-------	------	----------	-----------------	-----	------

Round 9 - 20/07/2013

Moorebank Magpies	12.15	(87)	defeated	UNSW/ES Bulldogs	9.8	(62)
-------------------	-------	------	----------	------------------	-----	------

Round 12 - 20/07/2013

Manly Warringah Wolves	23.19	(157)	defeated	Illawarra Lions	1.2	(8)
------------------------	-------	-------	----------	-----------------	-----	-----

Round 11 - 21/07/2013

Balmain Dockers	14.17	(101)	defeated	Auburn Tigers	3.6	(24)
-----------------	-------	-------	----------	---------------	-----	------

Round 12 - 21/07/2013

Camden Cats	10.7	(67)	defeated	Western Suburbs Magpies	7.10	(52)
-------------	------	------	----------	-------------------------	------	------



Round 12 - 22/07/2013

UTS Bats	17.8	(110)	defeated	UNSW/ES Bulldogs	7.6	(48)
----------	------	-------	----------	------------------	-----	------

Round 15 - 27/07/2013

Manly Warringah Wolves won by forfeit Auburn Tigers

Illawarra Lions	11.15	(81)	defeated	Balmain Dockers	6.6	(42)
Sydney University	11.16	(82)	defeated	Moorebank Magpies	11.3	(69)
Camden Cats	15.10	(100)	defeated	UTS Bats	5.6	(36)

Round 15 - 28/07/2013

Western Suburbs Magpies	10.8	(68)	defeated	UNSW/ES Bulldogs	8.13	(61)
-------------------------	------	------	----------	------------------	------	------

Round 16 - 03/08/2013

Sydney University	21.17	(143)	defeated	UTS Bats	3.10	(28)
-------------------	-------	-------	----------	----------	------	------

Camden Cats won by forfeit Auburn Tigers

Manly Warringah Wolves	17.11	(113)	defeated	UNSW/ES Bulldogs	8.5	(53)
------------------------	-------	-------	----------	------------------	-----	------

Moorebank Magpies won by forfeit Illawarra Lions

Round 16 - 04/08/2013

Western Suburbs Magpies	15.21	(111)	defeated	Balmain Dockers	3.4	(22)
-------------------------	-------	-------	----------	-----------------	-----	------

Round 17 - 10/08/2013

Western Suburbs Magpies	25.13	(163)	defeated	Illawarra Lions	3.2	(20)
Manly Warringah Wolves	33.15	(213)	defeated	UTS Bats	0.3	(3)
Sydney University	20.15	(135)	defeated	Auburn Tigers	9.6	(60)
Camden Cats	0.0	(0)	defeated	Balmain Dockers	0.0	(0)
Moorebank Magpies	18.11	(119)	defeated	UNSW/ES Bulldogs	5.6	(36)

Round 18 - 17/08/2013

Western Suburbs Magpies	14.9	(93)	defeated	Manly Warringah Wolves	10.7	(67)
-------------------------	------	------	----------	------------------------	------	------

UNSW/ES Bulldogs	16.20	(116)	defeated	Illawarra Lions	3.9	(27)
------------------	-------	-------	----------	-----------------	-----	------

Sydney University	8.17	(65)	defeated	Camden Cats	9.9	(63)
-------------------	------	------	----------	-------------	-----	------

Auburn Tigers won by forfeit Balmain Dockers

Moorebank Magpies	22.17	(149)	defeated	UTS Bats	2	.1 (13)
-------------------	-------	-------	----------	----------	---	---------

## DIVISION THREE

### Round 1 - 06/04/2013

Nor-West Jets	13.12 (90)	defeated	Western Suburbs Magpies	6.10 (46)
Macquarie University	10.4 (64)	defeated	Southern Power	8.12 (60)
Sydney University	8.15 (63)	defeated	Penrith Rams	5.8 (38)
Blacktown Magic	19.11 (125)	defeated	Gosford Wildcats	9.3 (57)
Randwick City Saints	16.28 (124)	defeated	Campbelltown Blues	2.0 (12)

### Round 2 - 13/04/2013

Macquarie University	12.14 (86)	defeated	Campbelltown Blues	5.8 (38)
Southern Power	13.11 (89)	defeated	Penrith Rams	6.5 (41)
Gosford Wildcats	15.7 (97)	defeated	Nor-West Jets	12.9 (81)
Sydney University	15.12 (102)	defeated	Randwick City Saints	5.10 (40)
Blacktown Magic	24.17 (161)	defeated	Western Suburbs Magpies	5.4 (34)

### Round 3 - 20/04/2013

Penrith Rams	11.3 (69)	defeated	Randwick City Saints	2.6 (18)
Southern Power	6.5 (41)	defeated	Western Suburbs Magpies	2.9 (21)
Sydney University	9.7 (61)	defeated	Nor-West Jets	4.14 (38)

### Round 4 - 27/04/2013

Western Suburbs Magpies	12.9 (81)	defeated	Penrith Rams	5.7 (37)
Gosford Wildcats	25.15 (165)	defeated	Macquarie University	7.6 (48)
Nor-West Jets	16.9 (105)	defeated	Southern Power	9.8 (62)
Sydney University	19.12 (126)	defeated	Campbelltown Blues	3.6 (24)
Randwick City Saints	10.8 (68)	defeated	Blacktown Magic	6.13 (48)

### Round 5 - 04/05/2013

Sydney University	11.17 (83)	defeated	Gosford Wildcats	11.11 (77)
Western Suburbs Magpies	19.16 (130)	defeated	Macquarie University	6.4 (40)
Randwick City Saints	9.6 (60)	defeated	Southern Power	7.8 (50)
Blacktown Magic	15.9 (99)	defeated	Nor-West Jets	6.2 (38)

### Round 5 - 05/05/2013

Penrith Rams	18.17 (125)	defeated	Campbelltown Blues	6.3 (39)
--------------	-------------	----------	--------------------	----------

### Round 6 - 11/05/2013

Blacktown Magic	31.21 (207)	defeated	Campbelltown Blues	2.2 (14)
Gosford Wildcats	12.10 (82)	defeated	Southern Power	5.8 (38)
Nor-West Jets	14.12 (96)	defeated	Penrith Rams	6.8 (44)
Sydney University	15.11 (101)	defeated	Macquarie University	5.9 (39)

Western Suburbs Magpies	15.7	(97)	defeated	Randwick City Saints	11.11	(77)
Round 7 - 18/05/2013						
Nor-West Jets	17.16	(118)	defeated	Campbelltown Blues	3.2	(20)
Gosford Wildcats	9.13	(67)	defeated	Penrith Rams	6.10	(46)
Randwick City Saints	25.17	(167)	defeated	Macquarie University	4.1	(25)
Western Suburbs Magpies	9.16	(70)	defeated	Sydney University	4.3	(27)
Blacktown Magic	14.7	(91)	defeated	Southern Power	4.7	(31)
Round 8 - 25/05/2013						
Blacktown Magic	17.14	(116)	defeated	Penrith Rams	2.10	(22)
Sydney University	10.8	(68)	defeated	Southern Power	5.7	(37)
Nor-West Jets	18.17	(125)	defeated	Macquarie University	11.7	(73)
Gosford Wildcats	14.2	(86)	defeated	Randwick City Saints	9.9	(63)
Round 8 - 26/05/2013						
Western Suburbs Magpies	27.11	(173)	defeated	Campbelltown Blues	5.2	(32)
Round 9 - 01/06/2013						
Southern Power	8.7	(55)	defeated	Campbelltown Blues	7.7	(49)
Penrith Rams	19.17	(131)	defeated	Macquarie University	13.12	(90)
Gosford Wildcats	10.15	(75)	defeated	Western Suburbs Magpies	10.7	(67)
Randwick City Saints	16.19	(115)	defeated	Nor-West Jets	13.6	(84)
Round 3 - 06/06/2013						
Blacktown Magic	20.17	(137)	defeated	Macquarie University	1.6	(12)
Round 3 - 08/06/2013						
Gosford Wildcats	21.13	(139)	defeated	Campbelltown Blues	5.2	(32)
Round 10 - 15/06/2013						
Blacktown Magic	13.18	(96)	defeated	Western Suburbs Magpies	5.6	(36)
Macquarie University	16.12	(108)	defeated	Campbelltown Blues	9.8	(62)
Penrith Rams	11.13	(79)	defeated	Southern Power	9.6	(60)
Nor-West Jets	12.11	(83)	defeated	Gosford Wildcats	6.10	(46)
Randwick City Saints	10.6	(66)	defeated	Sydney University	3.7	(25)
Round 11 - 22/06/2013						
Macquarie University	14.10	(94)	defeated	Southern Power	1.3	(9)
Penrith Rams	12.11	(83)	defeated	Western Suburbs Magpies	12.9	(81)
Gosford Wildcats	26.19	(175)	defeated	Campbelltown Blues	10.4	(64)
Randwick City Saints	17.10	(112)	defeated	Blacktown Magic	9.8	(62)

Nor-West Jets	6.11	(47)	defeated	Sydney University	3.3	(21)
Round 12 - 29/06/2013						
Round 13 - 06/07/2013						
Gosford Wildcats	13.14	(92)	defeated	Southern Power	6.6	(42)
Western Suburbs Magpies	13.11	(89)	defeated	Nor-West Jets	3.3	(21)
Sydney University	30.13	(193)	defeated	Campbelltown Blues	1.2	(8)
Blacktown Magic	34.16	(220)	defeated	Macquarie University	1.1	(7)
Randwick City Saints	10.17	(77)	defeated	Penrith Rams	6.6	(42)
Round 14 - 13/07/2013						
Blacktown Magic	30.13	(193)	defeated	Campbelltown Blues	0.4	(4)
Randwick City Saints	29.16	(190)	defeated	Macquarie University	4.2	(26)
Sydney University	11.6	(72)	defeated	Western Suburbs Magpies	9.6	(60)
Nor-West Jets	19.9	(123)	defeated	Southern Power	8.5	(53)
Gosford Wildcats	18.13	(121)	defeated	Penrith Rams	12.8	(80)
Round 12 - 20/07/2013						
Randwick City Saints	8.15	(63)	defeated	Campbelltown Blues	9.6	(60)
Gosford Wildcats	17.13	(115)	defeated	Macquarie University	8.9	(57)
Round 9 - 20/07/2013						
Blacktown Magic	22.15	(147)	defeated	Sydney University	3.6	(24)
Round 12 - 21/07/2013						
Southern Power	7.8	(50)	defeated	Western Suburbs Magpies	5.7	(37)
Round 15 - 27/07/2013						
Nor-West Jets	11.20	(86)	defeated	Penrith Rams	6.4	(40)
Western Suburbs Magpies	8.8	(56)	defeated	Campbelltown Blues	6.13	(49)
Sydney University	19.24	(138)	defeated	Macquarie University	1.3	(9)
Randwick City Saints	16.11	(107)	defeated	Gosford Wildcats	10.4	(64)
Round 15 - 28/07/2013						
Blacktown Magic	28.13	(181)	defeated	Southern Power	2.8	(20)
Round 16 - 03/08/2013						
Western Suburbs Magpies	17.17	(119)	defeated	Macquarie University	6.4	(40)
Gosford Wildcats	18.10	(118)	defeated	Sydney University	14.6	(90)
Nor-West Jets	8.17	(65)	defeated	Campbelltown Blues	5.4	(34)
Blacktown Magic	22.16	(148)	defeated	Penrith Rams	5.3	(33)

Randwick City Saints	13.17	(95)	defeated	Southern Power	4.3	(27)
Round 17 - 10/08/2013						
Penrith Rams	24.12	(156)	defeated	Macquarie University	5.4	(34)
Southern Power	17.12	(114)	defeated	Campbelltown Blues	2.5	(17)
Randwick City Saints	12.4	(76)	defeated	Nor-West Jets	6.6	(42)
Blacktown Magic	26.14	(170)	defeated	Sydney University	5.3	(33)
Round 17 - 11/08/2013						
Gosford Wildcats	10.10	(70)	defeated	Western Suburbs Magpies	9.13	(67)
Round 18 - 17/08/2013						
Randwick City Saints	10.7	(67)	defeated	Western Suburbs Magpies	8.10	(58)
Sydney University	13.14	(92)	defeated	Southern Power	4.6	(30)
Penrith Rams	21.15	(141)	defeated	Campbelltown Blues	4.6	(30)
Nor-West Jets	17.15	(117)	defeated	Macquarie University	7.7	(49)
Blacktown Magic	15.11	(101)	defeated	Gosford Wildcats	6.3	(39)

## DIVISION FOUR

### Round 1 - 06/04/2013

UTS Bats	14.17	(101)	defeated	Manly Warringah Wolves	6.3	(39)
Pennant Hills Demons	14.4	(88)	defeated	North Shore Bombers	6.10	(46)
Sydney Hills Eagles	9.8	(62)	defeated	Macquarie University	4.10	(34)
UNSW/ES Bulldogs	8.7	(55)	defeated	Holroyd Parramatta Goannas	6.8	(44)
Moorebank Magpies	15.8	(98)	defeated	Sydney University	13.12	(90)

### Round 2 - 13/04/2013

UTS Bats	12.11	(83)	defeated	Sydney Hills Eagles	5.7	(37)
Manly Warringah Wolves	11.11	(77)	defeated	North Shore Bombers	7.12	(54)
Holroyd Parramatta Goannas	19.19	(133)	defeated	Pennant Hills Demons	4.4	(28)
Sydney University	10.15	(75)	defeated	UNSW/ES Bulldogs	6.11	(47)
Moorebank Magpies	18.15	(123)	defeated	Macquarie University	3.5	(23)

### Round 3 - 20/04/2013

Sydney Hills Eagles	10.9	(69)	defeated	North Shore Bombers	5.3	(33)
---------------------	------	------	----------	---------------------	-----	------

### Round 4 - 27/04/2013

UTS Bats	14.15	(99)	defeated	Pennant Hills Demons	9.4	(58)
Holroyd Parramatta Goannas	9.8	(62)	defeated	Manly Warringah Wolves	6.8	(44)
Moorebank Magpies	12.16	(88)	defeated	Sydney Hills Eagles	5.3	(33)

### Round 4 - 28/04/2013

Sydney University	20.11	(131)	defeated	North Shore Bombers	3.5	(23)
UNSW/ES Bulldogs	14.17	(101)	defeated	Macquarie University	6.6	(42)

### Round 5 - 04/05/2013

Moorebank Magpies	13.12	(90)	defeated	North Shore Bombers	5.3	(33)
Pennant Hills Demons	14.8	(92)	defeated	Manly Warringah Wolves	4.11	(35)
Sydney University	15.22	(112)	defeated	Macquarie University	4.5	(29)
UTS Bats	15.15	(105)	defeated	Holroyd Parramatta Goannas	6.5	(41)

### Round 5 - 05/05/2013

UNSW/ES Bulldogs	18.12	(120)	defeated	Sydney Hills Eagles	11.3	(69)
------------------	-------	-------	----------	---------------------	------	------

### Round 6 - 11/05/2013

Sydney University	18.10	(118)	defeated	Pennant Hills Demons	3.4	(22)
UNSW/ES Bulldogs	15.11	(101)	defeated	Manly Warringah Wolves	10.6	(66)
North Shore Bombers	5.9	(39)	defeated	Macquarie University	5.7	(37)
Moorebank Magpies	11.15	(81)	defeated	UTS Bats	7.11	(53)
Sydney Hills Eagles	12.8	(80)	defeated	Holroyd Parramatta Goannas	4.9	(33)

Round 7 - 18/05/2013

Pennant Hills Demons	13.11	(89)	defeated	Macquarie University	1.7	(13)
Sydney Hills Eagles	12.12	(84)	defeated	Manly Warringah Wolves	7.9	(51)
Moorebank Magpies	13.7	(85)	defeated	UNSW/ES Bulldogs	10.6	(66)
Sydney University	9.14	(68)	defeated	Holroyd Parramatta Goannas	4.4	(28)
UTS Bats	18.18	(126)	defeated	North Shore Bombers	3.2	(20)

Round 8 - 25/05/2013

Moorebank Magpies	9.5	(59)	defeated	Holroyd Parramatta Goannas	3.11	(29)
Pennant Hills Demons	15.5	(95)	defeated	Sydney Hills Eagles	10.9	(69)
UNSW/ES Bulldogs	17.17	(119)	defeated	North Shore Bombers	3.4	(22)
Sydney University	8.7	(55)	defeated	UTS Bats	6.16	(52)

Round 9 - 01/06/2013

Moorebank Magpies	7.13	(55)	defeated	Manly Warringah Wolves	5.8	(38)
UTS Bats	24.15	(159)	defeated	Macquarie University	3.2	(20)
Pennant Hills Demons	11.12	(78)	defeated	UNSW/ES Bulldogs	12.5	(77)
Holroyd Parramatta Goannas	17.13	(115)	defeated	North Shore Bombers	3.2	(20)
Sydney University	14.15	(99)	defeated	Sydney Hills Eagles	5.2	(32)

Round 3 - 08/06/2013

Manly Warringah Wolves	8.13	(61)	defeated	Sydney University	7.8	(50)
Pennant Hills Demons	9.12	(66)	defeated	Moorebank Magpies	5.7	(37)
UTS Bats	12.9	(81)	defeated	UNSW/ES Bulldogs	8.11	(59)
Holroyd Parramatta Goannas	22.14	(146)	defeated	Macquarie University	2.4	(16)

Round 10 - 15/06/2013

Holroyd Parramatta Goannas	18.11	(119)	defeated	Macquarie University	3.1	(19)
Sydney University	11.15	(81)	defeated	Manly Warringah Wolves	6.7	(43)
Sydney Hills Eagles	8.10	(58)	defeated	North Shore Bombers	7.1	(43)
Moorebank Magpies	7.8	(50)	drew with	Pennant Hills Demons	7.8	(50)
UTS Bats	15.12	(102)	defeated	UNSW/ES Bulldogs	10.11	(71)

Round 11 - 22/06/2013

Sydney University	9.5	(59)	defeated	UNSW/ES Bulldogs	4.7	(31)
Holroyd Parramatta Goannas	5.5	(35)	defeated	Manly Warringah Wolves	4.10	(34)
Pennant Hills Demons	12.9	(81)	defeated	UTS Bats	6.8	(44)
Moorebank Magpies	25.10	(160)	defeated	North Shore Bombers	0.2	(2)
Sydney Hills Eagles	13.13	(91)	defeated	Macquarie University	10.2	(62)

Round 12 - 29/06/2013

Pennant Hills Demons	6.6	(42)	defeated	Holroyd Parramatta Goannas	2.1	(13)
----------------------	-----	------	----------	----------------------------	-----	------

Round 13 - 06/07/2013

Moorebank Magpies	8.4	(52)	defeated	Sydney University	6.12	(48)
UTS Bats	11.17	(83)	defeated	Sydney Hills Eagles	3.14	(32)
Pennant Hills Demons	8.12	(60)	defeated	Manly Warringah Wolves	3.5	(23)
UNSW/ES Bulldogs	9.12	(66)	defeated	Holroyd Parramatta Goannas	4.5	(29)

Round 13 - 07/07/2013

North Shore Bombers	11.10	(76)	defeated	Macquarie University	3.4	(22)
---------------------	-------	------	----------	----------------------	-----	------

Round 14 - 13/07/2013

UNSW/ES Bulldogs	23.13	(151)	defeated	Macquarie University	2.2	(14)
Holroyd Parramatta Goannas	9.7	(61)	defeated	UTS Bats	6.6	(42)
Moorebank Magpies	14.6	(90)	defeated	Sydney Hills Eagles	11.13	(79)
Pennant Hills Demons	5.14	(44)	defeated	Sydney University	5.9	(39)
Manly Warringah Wolves	19.16	(130)	defeated	North Shore Bombers	1.5	(11)

Round 12 - 20/07/2013

Sydney Hills Eagles	11.11	(77)	defeated	UNSW/ES Bulldogs	0.0	(0)
Sydney University	13.11	(89)	defeated	North Shore Bombers	4.6	(30)

Round 8 - 20/07/2013

Manly Warringah Wolves	14.12	(96)	defeated	Macquarie University	5.7	(37)
------------------------	-------	------	----------	----------------------	-----	------

Round 15 - 27/07/2013

Manly Warringah Wolves	16.27	(123)	defeated	Macquarie University	3.5	(23)
UTS Bats	13.9	(87)	defeated	North Shore Bombers	7.10	(52)
Holroyd Parramatta Goannas	10.16	(76)	defeated	Sydney University	8.4	(52)
Sydney Hills Eagles	11.15	(81)	defeated	Pennant Hills Demons	4.4	(28)

Round 15 - 28/07/2013

UNSW/ES Bulldogs	21.16	(142)	defeated	Moorebank Magpies	4.7	(31)
------------------	-------	-------	----------	-------------------	-----	------

Round 16 - 03/08/2013

Pennant Hills Demons	14.9	(93)	defeated	North Shore Bombers	4.8	(32)
UNSW/ES Bulldogs	17.20	(122)	defeated	Manly Warringah Wolves	6.3	(39)
Holroyd Parramatta Goannas	13.9	(87)	defeated	Moorebank Magpies	6.7	(43)
Sydney Hills Eagles	8.5	(53)	defeated	Sydney University	4.4	(28)

Round 16 - 04/08/2013

UTS Bats	12.15	(87)	defeated	Macquarie University	4.6	(30)
----------	-------	------	----------	----------------------	-----	------



Round 17 - 10/08/2013

Manly Warringah Wolves	12.7	(79)	defeated	Sydney Hills Eagles	7.14	(56)
Holroyd Parramatta Goannas	17.14	(116)	defeated	North Shore Bombers	6.2	(38)
Pennant Hills Demons	9.5	(59)	defeated	UNSW/ES Bulldogs	7.5	(47)
UTS Bats	12.14	(86)	defeated	Moorebank Magpies	6.6	(42)
Sydney University	13.9	(87)	defeated	Macquarie University	3.5	(23)

Round 18 - 17/08/2013

Pennant Hills Demons	17.24	(126)	defeated	Macquarie University	5.2	(32)
Holroyd Parramatta Goannas	12.14	(86)	defeated	Sydney Hills Eagles	5.8	(38)
Manly Warringah Wolves	8.3	(51)	defeated	Moorebank Magpies	6.5	(41)
UNSW/ES Bulldogs	14.20	(104)	defeated	North Shore Bombers	4.8	(32)
UTS Bats	10.9	(69)	defeated	Sydney University	7.9	(51)

## DIVISION FIVE

### Round 1 - 06/04/2013

Sydney University	12.14	(86)	defeated	Southern Power	7.1	(43)
Camden Cats	36.16	(232)	defeated	Moorebank Magpies	1.4	(10)
Blacktown Magic	13.14	(92)	defeated	Holroyd Parramatta	5.3	(33)
Randwick City Saints	13.19	(97)	defeated	UTS Bats	3.6	(24)

### Round 1 - 07/04/2013

UNSW/ES Bulldogs	11.11	(77)	defeated	Penrith Rams	5.3	(33)
------------------	-------	------	----------	--------------	-----	------

### Round 2 - 13/04/2013

Randwick City Saints	8.9	(57)	defeated	Moorebank Magpies	3.13	(31)
Southern Power	12.8	(80)	defeated	Penrith Rams	4.6	(30)
UTS Bats	15.11	(101)	defeated	Blacktown Magic	7.5	(47)
Camden Cats	12.12	(84)	defeated	Sydney University	6.6	(42)
Holroyd Parramatta	13.9	(87)	defeated	UNSW/ES Bulldogs	8.9	(57)

### Round 3 - 20/04/2013

Camden Cats	10.14	(74)	defeated	Penrith Rams	1.4	(10)
UTS Bats	3.9	(27)	defeated	UNSW/ES Bulldogs	2.6	(18)

### Round 3 - 21/04/2013

Blacktown Magic	9.14	(68)	defeated	Southern Power	5.8	(38)
-----------------	------	------	----------	----------------	-----	------

### Round 4 - 27/04/2013

UTS Bats	10.8	(68)	defeated	Moorebank Magpies	9.13	(67)
Holroyd Parramatta	14.18	(102)	defeated	Penrith Rams	5.12	(42)

Camden Cats won by forfeit Southern Power

Randwick City Saints	16.16	(112)	defeated	Blacktown Magic	6.1	(37)
----------------------	-------	-------	----------	-----------------	-----	------

### Round 4 - 28/04/2013

Sydney University	11.17	(83)	defeated	UNSW/ES Bulldogs	0.3	(3)
-------------------	-------	------	----------	------------------	-----	-----

### Round 5 - 04/05/2013

Sydney University	23.18	(156)	defeated	Moorebank Magpies	3.1	(19)
Camden Cats	15.11	(101)	defeated	Blacktown Magic	6.4	(40)
Randwick City Saints	9.11	(65)	defeated	Penrith Rams	9.10	(64)
UTS Bats	20.18	(138)	defeated	Holroyd Parramatta	6.2	(38)

### Round 5 - 05/05/2013

Southern Power	16.16	(112)	defeated	UNSW/ES Bulldogs	6.8	(44)
----------------	-------	-------	----------	------------------	-----	------

Round 3 - 11/05/2013

Holroyd Parramatta	11.8	(74)	defeated	Moorebank Magpies	7.10	(52)
Randwick City Saints	16.7	(103)	defeated	Sydney University	6.4	(40)

Round 6 - 18/05/2013

Penrith Rams	15.16	(106)	defeated	Moorebank Magpies	2.3	(15)
Sydney University	15.22	(112)	defeated	Holroyd Parramatta	3.5	(23)
Randwick City Saints	17.12	(114)	defeated	Camden Cats	10.3	(63)
UTS Bats	13.17	(95)	defeated	Southern Power	8.11	(59)

Round 6 - 19/05/2013

UNSW/ES Bulldogs	10.9	(69)	defeated	Blacktown Magic	7.10	(52)
------------------	------	------	----------	-----------------	------	------

Round 7 - 25/05/2013

Camden Cats	15.11	(101)	defeated	Holroyd Parramatta	3.5	(23)
Penrith Rams	7.14	(56)	defeated	Blacktown Magic	6.5	(41)
UNSW/ES Bulldogs	16.21	(117)	defeated	Moorebank Magpies	3.2	(20)
UTS Bats	12.8	(80)	defeated	Randwick City Saints	6.7	(43)
Southern Power	12.14	(86)	defeated	Sydney University	5.11	(41)

Round 8 - 01/06/2013

Camden Cats	14.11	(95)	defeated	UTS Bats	5.5	(35)
Randwick City Saints	20.16	(136)	defeated	Moorebank Magpies	4.4	(28)
Holroyd Parramatta	8.11	(59)	defeated	Southern Power	7.5	(47)

Round 8 - 02/06/2013

Penrith Rams	6.1	(37)	defeated	UNSW/ES Bulldogs	3.1	(19)
--------------	-----	------	----------	------------------	-----	------

Round 9 - 15/06/2013

Penrith Rams	5.4	(34)	defeated	Southern Power	3.6	(24)
--------------	-----	------	----------	----------------	-----	------

Holroyd Parramatta won by forfeit Moorebank Magpies

Camden Cats	8.17	(65)	defeated	UNSW/ES Bulldogs	5.5	(35)
Randwick City Saints	11.20	(86)	defeated	Sydney University	2.5	(17)

Round 9 - 16/06/2013

UTS Bats	13.6	(84)	defeated	Blacktown Magic	10.7	(67)
----------	------	------	----------	-----------------	------	------

Round 10 - 22/06/2013

Penrith Rams	11.9	(75)	defeated	UTS Bats	3.7	(25)
Randwick City Saints	6.11	(47)	defeated	Southern Power	3.5	(23)
Blacktown Magic	9.8	(62)	defeated	Holroyd Parramatta	7.12	(54)
Camden Cats	19.12	(126)	defeated	Moorebank Magpies	3.5	(23)

Round 10 - 23/06/2013

Sydney University	5.13	(43)	defeated	UNSW/ES Bulldogs	3.6	(24)
-------------------	------	------	----------	------------------	-----	------

Round 11 - 29/06/2013

Round 12 - 06/07/2013

UTS Bats	22.14	(146)	defeated	Sydney University	4.3	(27)
----------	-------	-------	----------	-------------------	-----	------

Randwick City Saints	23.15	(153)	defeated	Holroyd Parramatta	3.2	(20)
----------------------	-------	-------	----------	--------------------	-----	------

Southern Power won by forfeit Moorebank Magpies

UNSW/ES Bulldogs	6.6	(42)	defeated	Blacktown Magic	5.11	(41)
------------------	-----	------	----------	-----------------	------	------

Camden Cats	20.12	(132)	defeated	Penrith Rams	4.5	(29)
-------------	-------	-------	----------	--------------	-----	------

Round 13 - 13/07/2013

Camden Cats	8.9	(57)	defeated	Southern Power	3.2	(20)
-------------	-----	------	----------	----------------	-----	------

Randwick City Saints	13.14	(92)	defeated	UNSW/ES Bulldogs	2.3	(15)
----------------------	-------	------	----------	------------------	-----	------

UTS Bats	11.14	(80)	defeated	Holroyd Parramatta	4.7	(31)
----------	-------	------	----------	--------------------	-----	------

Sydney University	16.9	(105)	defeated	Penrith Rams	6.12	(48)
-------------------	------	-------	----------	--------------	------	------

Round 13 - 14/07/2013

Moorebank Magpies	7.10	(52)	defeated	Blacktown Magic	7.7	(49)
-------------------	------	------	----------	-----------------	-----	------

Round 11 - 20/07/2013

UNSW/ES Bulldogs	12.11	(83)	defeated	Holroyd Parramatta	8.11	(59)
------------------	-------	------	----------	--------------------	------	------

Moorebank Magpies	13.8	(86)	defeated	Penrith Rams	12.2	(74)
-------------------	------	------	----------	--------------	------	------

Round 8 - 20/07/2013

Blacktown Magic	10.14	(74)	defeated	Sydney University	5.7	(37)
-----------------	-------	------	----------	-------------------	-----	------

Round 11 - 20/07/2013

UTS Bats	4.14	(38)	defeated	Southern Power	3.8	(26)
----------	------	------	----------	----------------	-----	------

Round 14 - 27/07/2013

Sydney University	9.8	(62)	defeated	Holroyd Parramatta	6.10	(46)
-------------------	-----	------	----------	--------------------	------	------

Randwick City Saints	21.13	(139)	defeated	Penrith Rams	10.13	(73)
----------------------	-------	-------	----------	--------------	-------	------

Camden Cats	9.9	(63)	defeated	UTS Bats	7.11	(53)
-------------	-----	------	----------	----------	------	------

Round 14 - 28/07/2013

UNSW/ES Bulldogs	22.11	(143)	defeated	Moorebank Magpies	5.3	(33)
------------------	-------	-------	----------	-------------------	-----	------

Blacktown Magic	14.12	(96)	defeated	Southern Power	8.3	(51)
-----------------	-------	------	----------	----------------	-----	------

Round 15 - 03/08/2013

Sydney University	9.14	(68)	defeated	Moorebank Magpies	10.5	(65)
-------------------	------	------	----------	-------------------	------	------

UTS Bats	14.14	(98)	defeated	UNSW/ES Bulldogs	4.8	(32)
----------	-------	------	----------	------------------	-----	------

Camden Cats	17.14	(116)	defeated	Holroyd Parramatta	3.8	(26)
Blacktown Magic	9.9	(63)	defeated	Penrith Rams	5.7	(37)
Randwick City Saints	25.16	(166)	defeated	Southern Power	0.1	(1)

Round 16 - 10/08/2013

Holroyd Parramatta	9.14	(68)	defeated	Penrith Rams	6.5	(41)
UNSW/ES Bulldogs	6.4	(40)	defeated	Southern Power	.10	(34)
UTS Bats	20.24	(144)	defeated	Moorebank Magpies	3.5	(23)
Blacktown Magic	20.22	(142)	defeated	Sydney University	2.1	(13)
Camden Cats	13.11	(89)	defeated	Randwick City Saints	7.9	(51)

## UNDER 18 DIVISION TWO

### Round 1 - 06/04/2013

Macquarie University	7.6	(48)	defeated	Moorebank Magpies	6.5	(41)
----------------------	-----	------	----------	-------------------	-----	------

### Round 1 - 07/04/2013

Manly Warringah Wolves	17.15	(117)	defeated	Balmain Dockers	7.5	(47)
------------------------	-------	-------	----------	-----------------	-----	------

### Round 2 - 13/04/2013

Holroyd Parramatta Goannas	10.5	(65)	defeated	Balmain Dockers	9.6	(60)
----------------------------	------	------	----------	-----------------	-----	------

### Round 3 - 21/04/2013

Balmain Dockers	15.10	(100)	defeated	Moorebank Magpies	5.12	(42)
-----------------	-------	-------	----------	-------------------	------	------

### Round 4 - 27/04/2013

Moorebank Magpies	8.8	(56)	defeated	Penrith Rams	3.8	(26)
-------------------	-----	------	----------	--------------	-----	------

### Round 4 - 28/04/2013

### Round 5 - 04/05/2013

Holroyd Parramatta Goannas	10.9	(69)	defeated	Manly Warringah Wolves	8.6	(54)
----------------------------	------	------	----------	------------------------	-----	------

### Round 5 - 05/05/2013

Penrith Rams	9.11	(65)	defeated	Balmain Dockers	5.18	(48)
--------------	------	------	----------	-----------------	------	------

### Round 3 - 11/05/2013

Manly Warringah Wolves	18.7	(115)	defeated	Penrith Rams	5.5	(35)
------------------------	------	-------	----------	--------------	-----	------

### Round 6 - 18/05/2013

Holroyd Parramatta Goannas	12.9	(81)	defeated	Macquarie University	6.8	(44)
----------------------------	------	------	----------	----------------------	-----	------

Manly Warringah Wolves	10.7	(67)	defeated	Moorebank Magpies	4.8	(32)
------------------------	------	------	----------	-------------------	-----	------

### Round 6 - 19/05/2013

### Round 7 - 25/05/2013

Holroyd Parramatta Goannas	17.21	(123)	defeated	Penrith Rams	6.3	(39)
----------------------------	-------	-------	----------	--------------	-----	------

### Round 7 - 26/05/2013

Balmain Dockers	8.19	(67)	defeated	Moorebank Magpies	5.3	(33)
-----------------	------	------	----------	-------------------	-----	------

### Round 8 - 01/06/2013

Macquarie University	18.12	(120)	defeated	Penrith Rams	4.4	(28)
----------------------	-------	-------	----------	--------------	-----	------

Manly Warringah Wolves	14.14	(98)	defeated	Balmain Dockers	5.8	(38)
------------------------	-------	------	----------	-----------------	-----	------

### Round 9 - 15/06/2013

Moorebank Magpies	7.5	(47)	defeated	Holroyd Parramatta Goannas	6.5	(41)
-------------------	-----	------	----------	----------------------------	-----	------

Round 9 - 16/06/2013

Manly Warringah Wolves	14.7	(91)	defeated	Penrith Rams	8.6	(54)
------------------------	------	------	----------	--------------	-----	------

Round 10 - 22/06/2013

Moorebank Magpies	5.2	(32)	defeated	Macquarie University	1.1	(7)
-------------------	-----	------	----------	----------------------	-----	-----

Round 10 - 23/06/2013

Round 11 - 29/06/2013

Round 12 - 06/07/2013

Macquarie University	9.15	(69)	defeated	Penrith Rams	3.6	(24)
----------------------	------	------	----------	--------------	-----	------

Manly Warringah Wolves	10.12	(72)	defeated	Holroyd Parramatta Goannas	7.7	(49)
------------------------	-------	------	----------	----------------------------	-----	------

Moorebank Magpies	8.6	(54)	defeated	Balmain Dockers	5.7	(37)
-------------------	-----	------	----------	-----------------	-----	------

Round 13 - 13/07/2013

Holroyd Parramatta Goannas	13.15	(93)	defeated	Penrith Rams	3.4	(22)
----------------------------	-------	------	----------	--------------	-----	------

Manly Warringah Wolves	17.2	(104)	defeated	Moorebank Magpies	3.8	(26)
------------------------	------	-------	----------	-------------------	-----	------

Round 13 - 14/07/2013

Balmain Dockers	13.8	(86)	defeated	Macquarie University	8.7	(55)
-----------------	------	------	----------	----------------------	-----	------

Round 14 - 27/07/2013

Moorebank Magpies	9.13	(67)	defeated	Penrith Rams	7.11	(53)
-------------------	------	------	----------	--------------	------	------

Holroyd Parramatta Goannas	12.10	(82)	defeated	Macquarie University	11.7	(73)
----------------------------	-------	------	----------	----------------------	------	------

Manly Warringah Wolves	10.6	(66)	defeated	Balmain Dockers	6.13	(49)
------------------------	------	------	----------	-----------------	------	------

Round 15 - 03/08/2013

Moorebank Magpies	8.7	(55)	defeated	Balmain Dockers	3.10	(28)
-------------------	-----	------	----------	-----------------	------	------

Manly Warringah Wolves	11.12	(78)	defeated	Macquarie University	4.3	(27)
------------------------	-------	------	----------	----------------------	-----	------

Round 15 - 04/08/2013

Penrith Rams	7.13	(55)	defeated	Holroyd Parramatta Goannas	7.12	(54)
--------------	------	------	----------	----------------------------	------	------

Round 16 - 10/08/2013

Holroyd Parramatta Goannas	12.8	(80)	defeated	Moorebank Magpies	10.6	(66)
----------------------------	------	------	----------	-------------------	------	------

Macquarie University	9.16	(70)	defeated	Penrith Rams	6.4	(40)
----------------------	------	------	----------	--------------	-----	------

Round 17 - 17/08/2013

Manly Warringah Wolves	11.5	(71)	defeated	Moorebank Magpies	5.8	(38)
------------------------	------	------	----------	-------------------	-----	------

Round 17 - 18/08/2013

Balmain Dockers	12.12	(84)	defeated	Penrith Rams	8.5	(53)
-----------------	-------	------	----------	--------------	-----	------

Round 18 - 24/08/2013

Macquarie University	12.15	(87)	defeated	Balmain Dockers	7.6	(48)
----------------------	-------	------	----------	-----------------	-----	------

Manly Warringah Wolves won by forfeit Holroyd Parramatta Goannas



## WOMEN'S DIVISION ONE

### Round 1 - 13/04/2013

UNSW/ES Stingrays	9.10	(64)	defeated	Newtown Breakaways	4.5	(29)
Western Wolves	9.9	(63)	defeated	Wollongong Saints	4.8	(32)
Balmain Dockers	8.9	(57)	defeated	Sydney University	4.2	(26)

### Round 2 - 21/04/2013

UNSW/ES Stingrays	12.9	(81)	defeated	Western Wolves	3.5	(23)
-------------------	------	------	----------	----------------	-----	------

### Round 3 - 27/04/2013

UNSW/ES Stingrays	12.12	(84)	defeated	Wollongong Saints	4.0	(24)
Balmain Dockers	12.13	(85)	defeated	Western Wolves	5.3	(33)
Sydney University	12.11	(83)	defeated	Newtown Breakaways	1.3	(9)

### Round 4 - 04/05/2013

Balmain Dockers	6.11	(47)	defeated	UNSW/ES Stingrays	4.9	(33)
Sydney University	6.14	(50)	defeated	Western Wolves	2.3	(15)
Newtown Breakaways	11.17	(83)	defeated	Wollongong Saints	4.3	(27)

### Round 2 - 10/05/2013

Balmain Dockers	16.10	(106)	defeated	Newtown Breakaways	0.0	(0)
-----------------	-------	-------	----------	--------------------	-----	-----

### Round 2 - 11/05/2013

Sydney University	14.15	(99)	defeated	Wollongong Saints	0.0	(0)
-------------------	-------	------	----------	-------------------	-----	-----

### Round 5 - 18/05/2013

UNSW/ES Stingrays	5.4	(34)	defeated	Sydney University	3.10	(28)
Western Wolves	10.11	(71)	defeated	Newtown Breakaways	0.6	(6)

### Round 5 - 19/05/2013

Balmain Dockers	21.18	(144)	defeated	Wollongong Saints	1.1	(7)
-----------------	-------	-------	----------	-------------------	-----	-----

### Round 6 - 25/05/2013

Sydney University	9.9	(63)	defeated	Wollongong Saints	0.2	(2)
Balmain Dockers	18.12	(120)	defeated	Newtown Breakaways	1.0	(6)
UNSW/ES Stingrays	9.14	(68)	defeated	Western Wolves	9.6	(60)

### Round 7 - 01/06/2013

Sydney University	10.20	(80)	defeated	Newtown Breakaways	0.0	(0)
Western Wolves	10.8	(68)	defeated	Wollongong Saints	5.1	(31)

### Round 7 - 02/06/2013

UNSW/ES Stingrays	2.7	(19)	defeated	Balmain Dockers	1.3	(9)
-------------------	-----	------	----------	-----------------	-----	-----

Round 8 - 22/06/2013

Wollongong Saints	11.6	(72)	defeated	Newtown Breakaways	6.1	(37)
-------------------	------	------	----------	--------------------	-----	------

Round 9 - 29/06/2013

Round 9 - 30/06/2013

Round 10 - 06/07/2013

Balmain Dockers	9.13	(67)	defeated	Newtown Breakaways	2.4	(16)
-----------------	------	------	----------	--------------------	-----	------

UNSW/ES Stingrays	9.11	(65)	defeated	Western Wolves	1.9	(15)
-------------------	------	------	----------	----------------	-----	------

Sydney University won by forfeit Wollongong Saints

Round 11 - 13/07/2013

UNSW/ES Stingrays	8.5	(53)	defeated	Wollongong Saints	2.6	(18)
-------------------	-----	------	----------	-------------------	-----	------

Sydney University	7.12	(54)	defeated	Balmain Dockers	0.0	(0)
-------------------	------	------	----------	-----------------	-----	-----

Round 11 - 14/07/2013

Western Wolves	11.10	(76)	defeated	Newtown Breakaways	6.7	(43)
----------------	-------	------	----------	--------------------	-----	------

Round 8 - 20/07/2013

Sydney University	10.15	(75)	defeated	UNSW/ES Stingrays	1.0	(6)
-------------------	-------	------	----------	-------------------	-----	-----

Round 8 - 21/07/2013

Western Wolves	5.6	(36)	defeated	Balmain Dockers	3.4	(22)
----------------	-----	------	----------	-----------------	-----	------

Round 12 - 27/07/2013

UNSW/ES Stingrays	8.11	(59)	defeated	Newtown Breakaways	6.5	(41)
-------------------	------	------	----------	--------------------	-----	------

Sydney University	9.7	(61)	defeated	Western Wolves	6.4	(40)
-------------------	-----	------	----------	----------------	-----	------

Balmain Dockers	5.6	(36)	defeated	Wollongong Saints	5.4	(34)
-----------------	-----	------	----------	-------------------	-----	------

Round 13 - 03/08/2013

Sydney University	5.6	(36)	defeated	UNSW/ES Stingrays	3.3	(21)
-------------------	-----	------	----------	-------------------	-----	------

Newtown Breakaways	7.6	(48)	defeated	Wollongong Saints	2.2	(14)
--------------------	-----	------	----------	-------------------	-----	------

Round 13 - 04/08/2013

Balmain Dockers	12.5	(77)	defeated	Western Wolves	3.5	(23)
-----------------	------	------	----------	----------------	-----	------

Round 14 - 10/08/2013

Sydney University	22.7	(139)	defeated	Newtown Breakaways	4.0	(24)
-------------------	------	-------	----------	--------------------	-----	------

UNSW/ES Stingrays	6.8	(44)	defeated	Balmain Dockers	4.4	(28)
-------------------	-----	------	----------	-----------------	-----	------

Round 14 - 11/08/2013

Western Wolves	18.14	(122)	defeated	Wollongong Saints	0.0	(0)
----------------	-------	-------	----------	-------------------	-----	-----

Round 15 - 17/08/2013

Western Wolves	12.12 (84)	defeated	Newtown Breakaways	1.7 (13)
UNSW/ES Stingrays	7.7 (49)	defeated	Wollongong Saints	3.10 (28)
Sydney University	6.8 (44)	defeated	Balmain Dockers	4.5 (29)

## WOMEN'S DIVISION TWO

### Round 1 - 13/04/2013

Macquarie University	19.16	(130)	defeated	Auburn Tigers	0.0	(0)
Southern Power	2.17	(29)	defeated	Penrith Ramettes	3.4	(22)
UTS Shamrocks	7.11	(53)	defeated	Randwick City Angels	3.4	(22)

### Round 2 - 20/04/2013

Southern Power	9.9	(63)	defeated	Auburn Tigers	0.1	(1)
Penrith Ramettes	7.3	(45)	defeated	Randwick City Angels	0.3	(3)

### Round 3 - 27/04/2013

Southern Power	4.6	(30)	defeated	UTS Shamrocks	1.3	(9)
Macquarie University	23.25	(163)	defeated	Randwick City Angels	0.0	(0)
Penrith Ramettes	6.9	(45)	defeated	Auburn Tigers	5.8	(38)

### Round 4 - 04/05/2013

Macquarie University	16.18	(114)	defeated	Penrith Ramettes	1.0	(6)
Southern Power	16.18	(114)	defeated	Randwick City Angels	1.0	(6)
UTS Shamrocks	11.8	(74)	defeated	Auburn Tigers	6.4	(40)

### Round 2 - 11/05/2013

Macquarie University	18.12	(120)	defeated	UTS Shamrocks	0.0	(0)
----------------------	-------	-------	----------	---------------	-----	-----

### Round 5 - 18/05/2013

Macquarie University	8.14	(62)	defeated	Southern Power	2.1	(13)
Penrith Ramettes	9.9	(63)	defeated	UTS Shamrocks	4.2	(26)
Auburn Tigers	5.12	(42)	defeated	Randwick City Angels	4.6	(30)

### Round 6 - 25/05/2013

UTS Shamrocks	3.7	(25)	defeated	Randwick City Angels	3.1	(19)
Macquarie University	20.16	(136)	defeated	Auburn Tigers	0.1	(1)

### Round 6 - 26/05/2013

Southern Power	9.12	(66)	defeated	Penrith Ramettes	0.1	(1)
----------------	------	------	----------	------------------	-----	-----

### Round 7 - 01/06/2013

Southern Power	11.11	(77)	defeated	Auburn Tigers	1.1	(7)
Macquarie University	13.18	(96)	defeated	UTS Shamrocks	0.0	(0)
Penrith Ramettes	9.7	(61)	defeated	Randwick City Angels	3.4	(22)

### Round 8 - 15/06/2013

UTS Shamrocks	6.5	(41)	defeated	Auburn Tigers	1.4	(10)
---------------	-----	------	----------	---------------	-----	------

Southern Power	15.14	(104)	defeated	Randwick City Angels	1.6	(12)
Round 8 - 16/06/2013						
Macquarie University	17.13	(115)	defeated	Penrith Ramettes	0.1	(1)
Round 9 - 22/06/2013						
Randwick City Angels	4.6	(30)	defeated	Auburn Tigers	3.5	(23)
Macquarie University	8.11	(59)	defeated	Southern Power	1.2	(8)
Penrith Ramettes	10.13	(73)	defeated	UTS Shamrocks	2.1	(13)
Round 11 - 06/07/2013						
Southern Power	8.15	(63)	defeated	Auburn Tigers	0.1	(1)
Penrith Ramettes	7.7	(49)	defeated	Randwick City Angels	1.7	(13)
Macquarie University	16.17	(113)	defeated	UTS Shamrocks	0.1	(1)
Round 12 - 13/07/2013						
UTS Shamrocks	3.8	(26)	defeated	Auburn Tigers	0.1	(1)
Southern Power	12.7	(79)	defeated	Randwick City Angels	2.1	(13)
Macquarie University	11.13	(79)	defeated	Penrith Ramettes	2.1	(13)
Round 10 - 20/07/2013						
Southern Power	8.12	(60)	defeated	UTS Shamrocks	1.0	(6)
Penrith Ramettes	6.5	(41)	defeated	Auburn Tigers	4.3	(27)
Macquarie University	14.20	(104)	defeated	Randwick City Angels	0.0	(0)
Round 13 - 27/07/2013						
Macquarie University	19.21	(135)	defeated	Auburn Tigers	0.0	(0)
Randwick City Angels	1.4	(10)	defeated	UTS Shamrocks	1.2	(8)
Penrith Ramettes	4.5	(29)	defeated	Southern Power	3.10	(28)
Round 14 - 03/08/2013						
Southern Power	3.8	(26)	defeated	UTS Shamrocks	3.3	(21)
Penrith Ramettes	7.16	(58)	defeated	Auburn Tigers	2.1	(13)
Macquarie University	22.14	(146)	defeated	Randwick City Angels	0.1	(1)
Round 15 - 10/08/2013						
Randwick City Angels	8.2	(50)	defeated	Auburn Tigers	1.2	(8)
UTS Shamrocks	5.7	(37)	defeated	Penrith Ramettes	5.4	(34)
Macquarie University	20.11	(131)	defeated	Southern Power	2.2	(14)

**CLUB STATISTICS****Players Used- Men**

	Teams	Total	Senior	Reserves	U18s	Thirds	Fourths	Fifths
Auburn	1	48	48					
Balmain Dockers	3	113	52	74	31			
Blacktown	2	69	44	51				
Camden	2	81	46	61				
Campbelltown	2	87	41	58				
Gosford	1	36	36					
Holroyd Parramatta	4	132	43	61	30	56		
Illawarra	3	120	44	77	32			
Marcarthur Giants	1	32			32			
Macquarie Uni	4	145	44	69	25	71		
Manly Warringah	4	143	40	54	34	62		
Moorebank	4	131	54	63	30	78		
Nor West	1	41	41					
North Shore	4	153	43	67	39	57		
Pennant Hills	4	132	40	55	34	63		
Penrith	4	140	47	72	37	55		
Randwick City	2	84	54	54				
Riverview	1	47			47			
Southern Power	4	154	44	66	37	85		
St George	3	105	39	62	45			
Sydney Hills	4	170	67	77	37	60		
Sydney Uni	6	242	69	67	36	78	83	71
UNSW/ES	6	205	33	45	28	65	45	50
UTS	5	225	55	66		111	91	77
Western Suburbs	4	142	42	52	34	66		

**Players Used- Women's**





2013	2012	2011	2010
------	------	------	------







	Teams				Total			
Auburn	1	1	1		43	31	32	
Balmain	1	1	1	1	48	36	31	40
Macquarie Uni	1	1	1	1	33	34	29	39
Newtown	1	1	1	1	38	36	33	49
Penrith	1	1			32	27		
Randwick City	1				48			
Southern Power	1	1	1	1	32	39	33	49
Sydney Uni	1	1	1	1	32	37	34	35
UNSW/ES	1	1	1	1	43	32	40	43
UTS Shamrocks	1	1	1	1	36	39	46	48
Western Wolves	1	1	1	1	39	41	35	39
Wollongong	1	1	1	1	35	35	37	39
Total	12	11	10	9	459	387	350	381
Increase					19%	11%	-8%	

<p><b>Auburn Tigers</b> Senior Coach – Ali Faraj <b>Seniors – Division Two</b> 10<sup>th</sup> – 1 win, 16 losses Best &amp; Fairest – Mohammed Kassem Leading Goalkicker – Hllal Kara-Ali (12 goals)</p> 	<p><b>Auburn Tigers</b> Women's Coach – Salem Kassem <b>Women's</b> 6<sup>th</sup> – 1 wins, 14 losses Best &amp; Fairest – Jamile Ghemraoui Leading Goalkicker – Lael Kassam (5 goals)</p> 
<p><b>Balmain Dockers</b> Senior Coach – Garry Bull &amp; Leigh Conway <b>Seniors – Premier Division</b> 10<sup>th</sup> – 3 wins, 15 losses Best &amp; Fairest – Selby Lee-Steere Leading Goalkicker – Bradley Plug (27 goals) <b>Reserves – Division Two</b> 9<sup>th</sup> – 2 wins, 16 losses Best &amp; Fairest – Damian Barbara Leading Goalkicker – Andrew Kyprianou (37 goals) <b>Under 18s – Division Two</b> 5<sup>th</sup> – 4 wins, 8 losses Best &amp; Fairest – Jesse Cass Leading Goalkicker – Matthew Byers (14 goals) <b>Women's</b> 3<sup>rd</sup> – 9 wins, 5 losses Best &amp; Fairest – Alison Parkin Leading Goalkicker – Belinda Pride (41 goals)</p> 	<p><b>Blacktown Magic</b> Senior Coach – Dean Connors <b>Seniors – Division Three</b> 1<sup>st</sup> – 15 wins, 2 losses Best &amp; Fairest – Kent Weir Leading Goalkicker – Ash Moeller (121 goals) <b>Reserves – Division Five</b> 5<sup>th</sup> – 7 wins, 8 losses Best &amp; Fairest – Aaron Hill and Steven Ruaporo Leading Goalkicker – Darren Edmondson (26 goals)</p> 
<p><b>Camden Cats</b> Senior Coach – Kane Rowley <b>Seniors – Division Two</b> 5<sup>th</sup> – 12 wins, 6 losses Best &amp; Fairest – Josiah Ayling Leading Goalkicker – Matt Lecek (49 goals) <b>Reserves – Division Five</b> 1<sup>st</sup> – 14 wins, 1 losses Best &amp; Fairest – David Pattinson Leading Goalkicker – Ben Laid (37 goals) <i>Club Person of the Year</i> – Deidre &amp; Warren Back</p> 	<p><b>Campbelltown Blues</b> Senior Coach – Neil Brunton <b>Seniors – Premier Division</b> 7<sup>th</sup> – 9 wins, 9 losses Best &amp; Fairest – Matthew Edwins Leading Goalkicker – Matthew Edwins (54 goals) <b>Reserves – Division Three</b> 10<sup>th</sup> – 0 wins, 18 losses Best &amp; Fairest – Joshua Harris Leading Goalkicker – Shane Johnson (12 goals) <b>Under 18s – Division One</b> <i>[Macarthur Giants- joint venture with Camden]</i> 11<sup>th</sup> – 0 wins, 18 losses Best &amp; Fairest – Luke Vella Leading Goalkicker – Warren Tormoyle (7 goals) <i>Club Person of the Year</i> – David Bowen</p> 
<p><b>Gosford Wildcats</b> Senior Coach – Simon Berry <b>Seniors – Division Three</b> 3<sup>rd</sup> – 13 wins, 5 losses Best &amp; Fairest – Tim Eather Leading Goalkicker – Scott Manuelle (69 goals) <i>Club Person of the Year</i> – Bronwyn Spinks &amp; Scott Burkinshaw</p> 	<p><b>Holroyd-Parramatta Goannas</b> Senior Coach – Shane Jorgenson <b>Seniors – Division One</b> 3<sup>rd</sup> – 12 wins, 6 losses Best &amp; Fairest – Jordan Pidgeon Leading Goalkicker – Ben Rogers (64 goals) <b>Reserves – Division Four</b> 5<sup>th</sup> – 10 wins, 7 losses Best &amp; Fairest – Sireli Fifita Leading Goalkicker – Mark Hill (21 goals) <b>Thirds – Division Five</b> 7<sup>th</sup> – 6 wins, 10 losses Best &amp; Fairest – Shane Riddle Leading Goalkicker – Edward Helmore (27 goals) <b>Under 18s – Division Two</b> 2<sup>nd</sup> – 7 wins, 4 losses Best &amp; Fairest – Arin Rickett Leading Goalkicker – Christopher Wolfe (21 goals) <i>Club Person of the Year</i> – Alan Fennell</p> 

<p><b>Illawarra Lions</b></p> <p>Senior Coach – Ken Ewen-Chappell</p> <p><b>Seniors – Premier Division</b> 11<sup>th</sup> – 1 wins, 17 losses Best &amp; Fairest – Jeremy Daniher Leading Goalkicker – Ken Ewen-Chappell (18 goals)</p> <p><b>Reserves – Division Two</b> 8<sup>th</sup> – 3 wins, 15 losses Best &amp; Fairest – Chris Wilson Leading Goalkicker – Joe Kenny (9 goals)</p> <p><b>Under 18s – Division One</b> 4<sup>th</sup> – 12 wins, 5 losses Best &amp; Fairest – Harry Dobsen Leading Goalkicker – Shane Potter (46 goals)</p> 	<p><b>Macquarie University Warriors</b></p> <p>Senior Coach – Damien Phillips</p> <p><b>Seniors – Division One</b> 8<sup>th</sup> – 7 wins, 11 losses Best &amp; Fairest – James Brackin Leading Goalkicker – James Coburn (22 goals)</p> <p><b>Reserves – Division Three</b> 9<sup>th</sup> – 4 wins, 14 losses Best &amp; Fairest – Carter Mullins Leading Goalkicker – Timothy Cameron (28 goals)</p> <p><b>Thirds – Division Four</b> 10<sup>th</sup> – 0 wins, 16 losses Best &amp; Fairest – Matthew Keast Leading Goalkicker – Scott Uglow &amp; Nicholas Bennett (5 goals)</p> <p><b>Under 18s – Division Two</b> 3<sup>rd</sup> – 5 wins, 5 losses Best &amp; Fairest – Tim Cordner Leading Goalkicker – Oliver Jackson (21 goals)</p> <p><b>Women's</b> 1<sup>st</sup> – 15 wins, 0 losses Best &amp; Fairest – Amanda Farrugia Leading Goalkicker – Amanda Farrugia (44 goals)</p> 
<p><b>Manly Warringah Wolves</b></p> <p>Senior Coach – Leigh Brain</p> <p><b>Seniors – Premier Division</b> 1<sup>st</sup> – 14 wins, 3 losses Best &amp; Fairest – Anthony Robertson Leading Goalkicker – Hayden Washington (40 goals)</p> <p><b>Reserves – Division Two</b> 1<sup>st</sup> – 16 wins, 2 losses Best &amp; Fairest – Dominic Humphries Leading Goalkicker – Matthew Rawle (65 goals)</p> <p><b>Thirds – Division Four</b> 8<sup>th</sup> – 6 wins, 10 losses Best &amp; Fairest – Sean McCaffrey Leading Goalkicker – Luke Covey (18 goals)</p> <p><b>Under 18s – Division Two</b> 1<sup>st</sup> – 11 wins, 1 losses Best &amp; Fairest – Greg Burke Leading Goalkicker – Mitchell Bell (48 goals) <i>Club Person of the Year</i> – Gary Wearne</p> 	<p><b>Moorebank Magpies</b></p> <p>Senior Coach – Mark Coles</p> <p><b>Seniors – Division Two</b> 4<sup>th</sup> – 12 wins, 5 losses Best &amp; Fairest – Blake Pearce Leading Goalkicker – Rhys Horton (31 goals)</p> <p><b>Reserves – Division Four</b> 3<sup>rd</sup> – 11 win, 4 losses, 1 draw Best &amp; Fairest – Francis Wanrooy Leading Goalkicker – Adam Parker (31 goals)</p> <p><b>Thirds – Division Five</b> 10<sup>th</sup> – 2 wins, 14 losses Best &amp; Fairest – Craig Stammers Leading Goalkicker – Christopher Hunt (7 goals)</p> <p><b>Under 18s – Division Two</b> 4<sup>th</sup> – 6 wins, 7 losses Best &amp; Fairest – Mark Stojanovski Leading Goalkicker – Bradley Wicken (17 goals) <i>Club Person of the Year</i> – Scott Nolan</p> 
<p><b>Newtown Breakaways</b></p> <p>Women's Coach – Peter Tennant</p> <p><b>Women's</b> 5<sup>th</sup> – 2 wins, 12 losses Best &amp; Fairest – Tobi Noble Leading Goalkicker – Verna Iles (12 goals)</p> 	<p><b>Nor West Jets</b></p> <p>Senior Coach – Michael Gray</p> <p><b>Seniors – Division Three</b> 4<sup>th</sup> – 11 wins, 6 losses Best &amp; Fairest – Tom Roberts Leading Goalkicker – Paul Webster (57 goals) <i>Club Person of the Year</i> – Dom Shipley</p> 
<p><b>North Shore Bombers</b></p> <p>Senior Coach – Jon Hayres</p> <p><b>Seniors – Premier Division</b> 2<sup>nd</sup> – 14 wins, 4 losses Best &amp; Fairest – Jared Shattock Leading Goalkicker – Daniel Roberts (58 goals)</p> <p><b>Reserves – Division One</b> 9<sup>th</sup> – 3 wins, 15 losses Best &amp; Fairest – Richard Snowden</p> 	<p><b>Pennant Hills Demons</b></p> <p>Senior Coach – Chris Yard</p> <p><b>Seniors – Premier Division</b> 4<sup>th</sup> – 13 wins, 5 losses Best &amp; Fairest – Matthew Thomas Leading Goalkicker – Ranga Ediriwickrama (50 goals)</p> <p><b>Reserves – Division One</b> 7<sup>th</sup> – 9 wins, 9 losses Best &amp; Fairest – Anthony Brawn</p> 



<p>Leading Goalkicker – Liam McColl (13 goals)  <b>Thirds – Division Four</b>            9<sup>th</sup> – 2 wins, 15 losses            Best &amp; Fairest – Andrew Phelan            Leading Goalkicker – Andrew Montgomery (13 goals)  <b>Under 18s – Division One</b>            7<sup>th</sup> – 7 wins, 10 losses            Best &amp; Fairest – Jack Campbell            Leading Goalkicker – Zachary Fyffe (29 goals)  <i>Club Person of the Year</i> – Damian Whittle</p>	<p>Leading Goalkicker – Anthony Brawn (28 goals)  <b>Thirds – Division Four</b>            2<sup>nd</sup> – 12 wins, 4 losses, 1 draw            Best &amp; Fairest – Alexander Huggins            Leading Goalkicker – Laine Spencer (23 goals)  <b>Under 18s – Division One</b>            1<sup>st</sup> – 16 wins, 2 losses            Best &amp; Fairest – Bradley Keough            Leading Goalkicker – Daniel Preen (63 goals)  <i>Club Person of the Year</i> – Phil Scarlett</p>
<p><b>Penrith Rams</b>            Senior Coach – Phil Bourne  <b>Seniors – Division One</b>            6<sup>th</sup> – 9 wins, 9 losses            Best &amp; Fairest – Joshua Shephard            Leading Goalkicker – Timothy Cummins (23 goals)  <b>Reserves – Division Three</b>            7<sup>th</sup> – 7 wins, 10 losses            Best &amp; Fairest – Matt Cummins            Leading Goalkicker – Jack Shelley (28 goals)  <b>Thirds – Division Five</b>            8<sup>th</sup> – 5 wins, 11 losses            Best &amp; Fairest – Marty Pope            Leading Goalkicker – Kevin Kirk (32 goals)  <b>Under 18s – Division Two</b>            6<sup>th</sup> – 2 wins, 10 losses            Best &amp; Fairest – James Monks            Leading Goalkicker – Jacob Field (17 goals)  <b>Women's</b>            3<sup>rd</sup> – 9 wins, 6 losses            Best &amp; Fairest – Natalie Camilleri            Leading Goalkicker – Jennifer Brown (18 goals)  <i>Club Person of the Year</i> – Jennifer Brown</p> 	<p><b>Randwick City Saints</b>            Senior Coach – James Van Beek  <b>Seniors – Division Three</b>            2<sup>nd</sup> – 14 wins, 4 losses            Best &amp; Fairest – Michael Garstin            Leading Goalkicker – Ashlee Azhar (70 goals)  <b>Reserves – Division Five</b>            2<sup>nd</sup> – 13 wins, 2 losses            Best &amp; Fairest – Benjamin Prelec            Leading Goalkicker – Dimitri Garoufalis (29 goals)  <b>Womens – Division Two</b>            5<sup>th</sup> – 3 win, 12 losses            Best &amp; Fairest – Kaya Thompson            Leading Goalkicker – Renew Young (5 goals)  <i>Club Person of the Year</i> – Jason Thompson</p> 
<p><b>Southern Power</b>            Senior Coach – Rod Craig  <b>Seniors – Division One</b>            1<sup>st</sup> – 15 wins, 2 losses            Best &amp; Fairest – Stuart Brierty            Leading Goalkicker – Jared Wilson (35 goals)  <b>Reserves – Division Three</b>            8<sup>th</sup> – 5 wins, 13 losses            Best &amp; Fairest – Paul Johnson            Leading Goalkicker – Lyndon Hall (21 goals)  <b>Thirds – Division Five</b>            9<sup>th</sup> – 4 wins, 12 losses            Best &amp; Fairest – Andrew Bell            Leading Goalkicker – Bradley Cavanagh (21 goals)  <b>Under 18s – Division Two</b>            10<sup>th</sup> – 2 wins, 15 loss            Best &amp; Fairest – Liam Hamling            Leading Goalkicker – Liam Cashman (10 goals)  <b>Women's</b>            2<sup>nd</sup> – 11 wins, 4 losses            Best &amp; Fairest – Dom Goom            Leading Goalkicker – Laura Hodgson (30 goals)  <i>Club Person of the Year</i> – Lauren Hodgson &amp; Jason Dunbar</p> 	<p><b>St Ignatius College, Riverview</b>            Under 18s Coach– David Murphy  <b>Under 18s – Division One</b>            8<sup>th</sup> – 6 wins, 11 losses            Best &amp; Fairest – James McKenzie            Leading Goalkicker – Zac Salter (24 goals)</p> 

<p><b>St George Dragons</b> Senior Coach – Terry Mudge <b>Seniors – Premier Division</b> 3<sup>rd</sup> – 13 wins, 4 losses, 1 draw Best &amp; Fairest – Blake Guthrie Leading Goalkicker – Nick Ryan (54 goals) <b>Reserves – Division One</b> 5<sup>th</sup> – 10 wins, 7 losses Best &amp; Fairest – Shane Demir Leading Goalkicker – Jonathon Shineberg (30 goals) <b>Under 18s – Division One</b> 3<sup>rd</sup> – 12 wins, 4 losses Best &amp; Fairest – Daniel Cooper Leading Goalkicker – Dylan Sanderson (45 goals) <i>Club Person of the Year</i> – Maureen, Ian and Jonathon Ford</p> 	<p><b>Sydney Hills Eagles</b> Senior Coach – Trent Baker <b>Seniors – Premier Division</b> 12<sup>th</sup> – 1 wins, 17 losses Best &amp; Fairest – Ryan Fitton Leading Goalkicker – Mark Skuse (13 goals) <b>Reserves – Division One</b> 10<sup>th</sup> – 0 wins, 18 losses Best &amp; Fairest – Aaron Duncan Leading Goalkicker – Jared Patira (9 goals) <b>Thirds – Division Four</b> 7<sup>th</sup> – 9 wins, 8 losses Best &amp; Fairest – David Owen Leading Goalkicker – Jason Moeller (21 goals) <b>Under 18s – Division One</b> 6<sup>th</sup> – 8 wins, 9 losses Best &amp; Fairest – Cameron Arndt Leading Goalkicker – James Delaney (26 goals)</p> 
<p><b>Sydney University Students</b> Senior Coach – Tom Morrison <b>Seniors – Premier Division</b> 9<sup>th</sup> – 8 win, 10 losses Best &amp; Fairest – Glen Smith Leading Goalkicker – Gabriel Robbie (38 goals) <b>Reserves – Division Two</b> 2<sup>nd</sup> – 15 wins, 3 losses Best &amp; Fairest – Stephen Lloyd Leading Goalkicker – Jeffrey Melville (65 goals) <b>Thirds – Division Three</b> 4<sup>th</sup> – 11 wins, 6 losses Best &amp; Fairest – Seb Dixon Leading Goalkicker – Michael Lloyd (23 goals) <b>Fourths – Division Four</b> 4<sup>th</sup> – 11 wins, 6 losses Best &amp; Fairest – Josh Heazelwood Leading Goalkicker – Gordon Willis (29 goals) <b>Fifths – Division Five</b> 4<sup>th</sup> – 8 wins, 7 losses Best &amp; Fairest – Luke Hayward Leading Goalkicker – Jeremy Owens (15 goals) <b>Under 18s – Division One</b> 5<sup>th</sup> – 12 wins, 5 losses Best &amp; Fairest – Matt Vici Leading Goalkicker – Matthew Vici (52 goals) <i>Club Person of the Year</i> – Tim Air</p> 	<p><b>Sydney University</b> Women's Coach – Yucel Celenk <b>Women's</b> 1<sup>st</sup> – 12 wins, 2 losses Best &amp; Fairest – Jennifer Lew Leading Goalkicker – Ashlee Morgan (29 goals)</p> 
<p><b>UNSW/Eastern Suburbs Bulldogs</b> Senior Coach – Rhys McAlister <b>Seniors – Premier Division</b> 5<sup>th</sup> – 12 wins, 6 losses Best &amp; Fairest – Hayden Nichols Leading Goalkicker – Henry Mason (49 goals) <b>Reserves – Division One</b> 4<sup>th</sup> – 11 wins, 7 losses Best &amp; Fairest – Ryan Farrelly Leading Goalkicker – Ryan Farrelly (49 goals) <b>Thirds – Division Two</b> 6<sup>th</sup> – 7 wins, 11 losses Best &amp; Fairest – Brad Humphry Leading Goalkicker – Nathan Radford (22 goals) <b>Fourths – Division Four</b></p> 	<p><b>UTS Bats</b> Senior Coach – Daniel Lynch <b>Seniors – Premier Division</b> 8<sup>th</sup> – 8 wins, 9 losses, 1 draw Best &amp; Fairest – Tom Steinfort Leading Goalkicker – David Lavender (24 goals) <b>Reserves – Division One</b> 2<sup>nd</sup> – 12 wins, 4 losses Best &amp; Fairest – Josh Davis &amp; Harry Whiting Leading Goalkicker – Mark Trehwella (19 goals) <b>Thirds – Division Two</b> 7<sup>th</sup> – 7 wins, 11 losses Best &amp; Fairest – Brad Teasdale Leading Goalkicker – Nicholas Barrett (18 goals) <b>Fourths – Division Four</b> 1<sup>st</sup> – 12 wins, 4 losses</p> 

<p>6<sup>th</sup> – 9 wins, 8 losses Best &amp; Fairest – Scott Gentle Leading Goalkicker – David Backler (61 goals) <b>Fifths – Division Five</b> 6<sup>th</sup> – 7 wins, 9 losses Best &amp; Fairest – Cameron Dunn Leading Goalkicker – Sam Wright (31 goals) <b>Under 18s – Division One</b> 2<sup>nd</sup> – 15 wins, 2 losses Best &amp; Fairest – Jordan Foote Leading Goalkicker – Abe Davis (55 goals) <b>Women's (Stingrays)</b> 2<sup>nd</sup> – 11 wins, 3 losses Best &amp; Fairest – Courtney Gum Leading Goalkicker – Sandra Janjetovic (23 goals) <i>Club Person of the Year</i> – Tim Garrett</p>	<p>Best &amp; Fairest – Dermott Lowry &amp; Todd Thorn-Saville Leading Goalkicker – Edward Taffa (25 goals) <b>Fifths – Division Five</b> 3<sup>rd</sup> – 12 wins, 4 losses Best &amp; Fairest – Brendan Limbrey Leading Goalkicker – James Hendrick (31 goals) <i>Club Person of the Year</i> – Matthew Rivett</p>
<p><b>UTS Shamrocks</b> Women's Coaches – Kellie Nolan &amp; Vanessa Mayer <b>Women's</b> 4<sup>th</sup> – 6 wins, 9 losses Best &amp; Fairest – Lara Hilmi Leading Goalkicker – Christine McCutcheon (10 goals) <i>Club Person of the Year</i> – Simone Faulkner</p>	<p><b>Western Wolves</b> Women's Coach – Andrew Taylor <b>Women's</b> 4<sup>th</sup> – 7 wins, 7 losses Best &amp; Fairest – Jenna Mercer Leading Goalkicker – Jess Downting (35 goals)</p>
<p><b>Western Suburbs Magpies</b> Senior Coach – Kevin Eynaud <b>Seniors – Premier Division</b> 6<sup>th</sup> – 10 wins, 7 losses Best &amp; Fairest – Brenton Mumme Leading Goalkicker – Rory Miller (63 goals) <b>Reserves – Division Two</b> 3<sup>rd</sup> – 14 wins, 4 losses Best &amp; Fairest – Andi Eurell Leading Goalkicker – Matthew Eurell (26 goals) <b>Thirds – Division Three</b> 6<sup>th</sup> – 8 wins, 10 losses Best &amp; Fairest – Chris Noordhof Leading Goalkicker – Salem Kassem (39 goals) <b>Under 18s – Division One</b> 9<sup>th</sup> – 4 wins, 13 losses Best &amp; Fairest – Vasili Romanas Leading Goalkicker – Daniel Tilio (9 goals) <i>Club Person of the Year</i> – Rochelle &amp; Warwick Polley</p>	<p><b>Wollongong</b> Women's Coach – Lisa Roper <b>Women's</b> 6<sup>th</sup> – 1 wins, 13 losses Best &amp; Fairest – Laura Russell Leading Goalkicker – Laura Russell (9 goals)</p>



## BENCHMARKING

### Competition (excluding Women's)

Year	Total Clubs	Total Teams	Total Playing No's	Senior Teams	Senior Playing No's	U18s Teams	U18s Playing No's
2013	24	79	2977	62	2389	17	588
2012	23	80	3030	60	2361	20	669
2011	22	78	2914	59	2269	19	645
2010	22	71	2674	54	2097	17	577
2009	20	68	2451	49	1841	19	610
2008	20	63	2270	46	1739	17	531
2007	19	62	2155	45		17	

### Divisionalisation

Divisionalisation was introduced in 2009 in an attempt to obtain more competitive competition across all grades.

This meant that the competitions became team based as opposed to club based.

### Average Winning Margins

	2007	2008	2009	2010	2011	2012	2013
Premier Division	50	48	45	55	48	60	49
Division One	53	78	55	51	47	50	47
Division Two	78	69	70	54	45	43	61
Division Three	83	87	63	59	55	72	64
Division Four	77	72	75	64	45	57	50
Division Five					57	54	54
U18 Division One	61	42	65	55	43	67	65
U18 Division Two	50	47	59	71	66	61	36

### Wins & Percentage (excluding Premier Division & U18s)

Wins		<3	3-5	6-8	9-11	12-14	>15	Teams
2008	No	7	4	5	7	5	8	36
	%	19	11	14	19	14	22	
2009	No	6	8	5	8	6	6	39
	%	15	21	13	21	15	15	
2010	No	4	9	8	9	9	6	45
	%	9	20	18	20	20	13	
2011	No	6	7	10	11	11	3	48
	%	12	15	21	23	23	6	
2012	No	6	7	10	10	9	7	49
	%	12	14	20	20	18	14	
2013	No	7	6	10	11	12	4	50
	%	14	12	20	22	24	8	
Percentage		<50	50-100	100-150	150-200	200-300	>300	
2008	No	8	8	6	5	5	4	36
	%	22	22	17	14	14	11	
2009	No	8	10	8	4	6	3	39
	%	21	26	21	10	15	8	
2010	No	7	15	8	8	5	2	45
	%	16	33	18	18	11	4	
2011	No	6	15	18	4	4	1	48
	%	13	31	38	8	8	2	
2012	No	8	16	13	2	8	2	49
	%	16	33	27	4	16	4	
2013	No	10	12	13	9	5	1	50
	%	20	24	26	18	10	2	

## Club Success

Club	Last Senior Finals	Last Senior Premiers	Last Any Premiers	Club	Last Senior Finals	Last Senior Premiers	Last Any Premiers
<b>Auburn</b>	2011	2010	2010 - Sen	<b>Balmain</b>	2011	1998	2006- U18s CC
<b>Blacktown</b>	2013	2013	2013 - Sen	<b>Camden</b>	2013	Nil	Nil
<b>Campbelltown</b>	2009	1999	2011 – U18s CC	<b>Gosford</b>	2013	Nil	Nil
<b>Holroyd-Parra</b>	2013	2001	2001- Sen	<b>Illawarra</b>	2004	2004	2004- Sen
<b>Macquarie Uni</b>	2011	2009	2009- Sen	<b>Manly Warringah</b>	2013	2013	2013 - Sen
<b>Moorebank</b>	2013	2010	2011 – Res	<b>Nor West</b>	2013	2006	2006- Sen
<b>North Shore</b>	2013	2007	2009- U18s PC	<b>Pennant Hills</b>	2013	2008	2013 – U18s D1
<b>Penrith</b>	2012	2011	2012- Res	<b>Randwick City</b>	2013	Nil	2013 - Res
<b>Southern Power</b>	2013	2013	2013 - Sen	<b>Riverview</b>	N/A	N/A	2011- U18s PC
<b>St George</b>	2013	1993	2012 – Res	<b>Sydney Hills</b>	2011	2011	2012- U18D1
<b>Sydney Uni</b>	2011	2005	2013 - Res	<b>UNSW/ES</b>	2013	2012	2012-Sen

## 2013 AFL NSW/ACT APPROVED SUPPLIERS





Tyrone Armitage  
2013 Phelan Medallist



Madelene Collier  
2013 Women's Division One Best and Fairest



Levi Sands  
2013 Rising Star



Barb Dickin  
2013 Volunteer of the Year

18 51	Manly Warringah	11·14· 80
4th QTR		
28:45	Pennant Hills	11· 6 · 72



Barnaby Howarth – 2013 Hall of Fame



Courtney Gum – 2013 Rep Player of the Year



Lindsay Hetherington – 2013 Hall of Fame