



South Australian Amateur Football League Inc

## Annual Report



## Yearbook

2024



# Mission Statement

## Vision

Strengthening communities through football

## Mission

To provide all stakeholders with an affordable, accessible, enjoyable and competitive game of Australian Rules football in a safe environment, whilst making a meaningful contribution to the community and the sustainable development of the game.

## Strategic Directions

- Growing and promoting the game
- Being service driven
- Having financial sustainability
- Creating a safe, healthy and fun environment
- Enterprising leadership
- Building partnerships with stakeholders
- Creating a learning culture

## Major Partners



# Table of Contents

<b>Life Members</b>	<b>4</b>
<b>Office Bearers and Staff</b>	<b>5</b>
<b>President's Report</b>	<b>6</b>
<b>CEO's Report</b>	<b>7</b>
<b>Treasurer's Report</b>	<b>8</b>
<b>Financial Statements</b>	<b>9</b>
<b>Tribunal Report</b>	<b>20</b>
<b>Umpire's Report</b>	<b>22</b>
<b>State Football -SAAFL v WAAFL</b>	<b>24</b>
<b>City v Country</b>	<b>25</b>
<b>Ch9 Media Release</b>	<b>26</b>
<b>Team of the Year</b>	<b>27</b>
<b>Club Champion Cup</b>	<b>28</b>
<b>Where Teams Finished</b>	<b>29</b>
<b>Premiers and Medallists</b>	<b>30</b>
<b>Leading Goalkickers</b>	<b>31</b>
<b>Greyhound Division 1</b>	<b>32</b>
<b>Adelaide Airport Division 2</b>	<b>34</b>
<b>Vili's Division 3</b>	<b>36</b>
<b>Division 4</b>	<b>38</b>
<b>Division 5</b>	<b>40</b>
<b>Division 6</b>	<b>42</b>
<b>Division 7</b>	<b>44</b>
<b>Division 8</b>	<b>46</b>
<b>Division 1 Reserves</b>	<b>48</b>
<b>Division 2 Reserves</b>	<b>50</b>
<b>Division 3 Reserves</b>	<b>52</b>
<b>Division 4 Reserves</b>	<b>54</b>
<b>Division 5 Reserves</b>	<b>56</b>
<b>Division 6 Reserves</b>	<b>58</b>
<b>Division 7 Reserves</b>	<b>60</b>
<b>Division 8 Reserves</b>	<b>62</b>
<b>Division C1</b>	<b>64</b>
<b>Division C2</b>	<b>65</b>
<b>Division C3</b>	<b>66</b>
<b>Division C4</b>	<b>67</b>
<b>Division C7</b>	<b>68</b>
<b>Division U18 Red</b>	<b>69</b>
<b>Division U18 Yellow</b>	<b>70</b>
<b>Player Life Members</b>	<b>71</b>
<b>Club Senior Premierships 1911 - 2014</b>	<b>72</b>
<b>Club Senior Medallists 1911 - 2014</b>	<b>73</b>
<b>Division 1 Medallists 1911 - 2014</b>	<b>74</b>
<b>Division 1 Leading Goalkickers 1911 - 2014</b>	<b>75</b>
<b>Office Bearers 1911 - 2014</b>	<b>76</b>

© SAAFL  
Photographer: Jayson Vowles

# Life Members



(L-R) 1934 Henry D. Naylor †, 1934 Frank Hone †, 1938 Jack Massey †, 1948 Hugh Millard †, 1948 Clarrie Tideman †, 1949 Doug McKay †, 1958 Cory Treloar †



(L-R) 1958 Graham Wilson †, 1959 Ted Nazer †, 1961 Hibble Main †, 1962 Bob Elix †, 1974 Fred Monten †, 1974 Alan Statton †



(L-R) 1977 Howard Mutton †, 1978 Keith Sims, 1984 Frank Cockburn †, 1990 Graham Bert, 1993 John Dicker, 1996 Don Tohill



(L-R) 1998 Elaine Davoren, 2003 Jeff Burchell, 2003 Peter Collins, 2005 Fred Bloch, 2005 Rex Lambert, 2007 Chris Sando



(L-R) 2009 Ian Wallace, 2009 John Wilson †, 2011 Geoff Heard, 2011 John Schulz, 2012 Garry Palasis, 2012 Nick Kyriazopoulos



# Office Bearers

<b>President</b>	Mark Johnstone
<b>Chairman</b>	Trevor Holst
<b>Treasurer</b>	Shaun Ryan
<b>Executive Committee</b>	Lindsay Blight
	Peter Carter
	Daniel Eddington
	Brianna Tapscott
	Stephen Young
<b>Chief Executive Officer</b>	Grant Goodall / John Kernahan
<b>Patron</b>	Hon. John Trainer
<b>Honorary Solicitor</b>	Gary Palasis
<b>Honorary Auditors</b>	Perks Audit and Assurance
<b>Tribunal Chairman</b>	Ron Stennett
<b>Tribunal Deputy Chairman</b>	John Staker
<b>Historian</b>	Geoff Heard



M. Johnstone



T. Holst



S. Ryan



L. Blight



P. Carter



D. Eddington



B. Tapscott



S. Young



J. Kernahan

# Staff

<b>Chief Executive Officer</b>	John Kernahan
<b>Office Manager</b>	Tanya ter Bogt
<b>Football Operations Officer</b>	Tony Sullivan
<b>Partnership and Communications Executive</b>	Dee Shepard
<b>Club Development Officer</b>	Caitlin Brady
<b>Bookkeeper</b>	Ivana Lombardi



J. Kernahan



T. ter Bogt



T. Sullivan



D. Shepard



C. Brady



I. Lombardi

# President's Report



## Mark Johnstone

From the feedback we receive, people outside of the League Executive hold the opinion that 2014 has been relatively uneventful and that is exactly the perception we aimed to achieve. In reality it takes a significant effort by a dedicated group of employees and volunteers to not only

administer the League extremely well but to do so without incident or publicity. For this I want to thank the members of the Executive, each of whom brings a different but special set of skills to the Boardroom and all ensured that we worked cohesively and competently this year.

We have had our challenges not the least of which has been the pressure on our clubs not only to remain competitive but conform to constantly changing compliance issues, recruit players from a reducing local pool, maintain the enthusiasm of a reducing volunteer base whilst funds and sponsors are becoming scarcer. We also created some of our own challenges by ensuring that we continued to adhere to our fairly optimistic Strategic Plan, to support and attend to the needs of our clubs to the best of our ability, to build on the relationships with our external stakeholders such as sponsors, the SANFL, the City of West Torrens, various government departments and other leagues and by selling our largest financial asset - the Tynte St property.

But anyone who has contact with our office or attended a game or final at Adelaide Airport Stadium will have witnessed the commitment of our staff to making your ex-

perience a positive one. I have to make a mention of John Kernahan for his work in this area as the addition of John to the team several years ago was exactly what the League and the clubs needed and now as our CEO he continues to ensure our club's concerns and the League are expertly administered.

A rewarding feature of 2014 was the continued improvement in 'on and off field' behaviour of those directly involved with our clubs every week. Our number of reports and other incidents is well down on previous years as are the associated penalties. We appreciate the efforts made by our members in this regard but we make no apologies for heavy penalties for those who are determined to ruin a day at the footy and these will continue to be vigorously applied.

In 2015 and beyond, our mandate is to work closely with our clubs to assist with their governance and ensure their long term sustainability.

Finally, as a long term club volunteer having cooked more than my share of sausages, I know how important every cent is and how important every volunteer is to our clubs and the League. So thank you to those who give your time so generously whether that be to your local club, sitting on our Tribunals or sub-committees, or assisting the League in any other capacity - your efforts are truly appreciated and are the reason the League is a very healthy one today.



# CEO's Report

## John Kernahan



Season 2014 has been one with a range of achievements, challenges and changes to what has historically been known at the South Australian Amateur Football League.

Significantly, we are now referred to as the Channel 9 Adelaide Football League. Nearly 12 months to the day has passed since we announced a three year media partnership with Channel 9 that continues to raise our profile amongst corporate Adelaide and reaffirms Channel 9's commitment as a supporter of community based organisations. It is a partnership we hope will extend well beyond the original term of three years.

In November 2013 the Channel 9 Adelaide Football League formed an alliance with the South Australian Women's Football League, adding another 23 teams to our 220 male teams and nudging, our participation numbers as close to ten thousand playing members as it ever has been. By Christmas 2014 we will have a new tenant with Inclusive Sport SA formerly known as SASRAPID moving in to Adelaide Airport Stadium to conduct their business in an environment conducive to not only Australian Rules football but sport in general.

Twenty four not-for-profit organisations have used Adelaide Airport Stadium in 2014 as a venue to hold events, whether they be sport or community based allowing us to pay forward our own successes as an extension of our goal of being recognised as not only a not-for-profit in our own right but one that is supportive of other 'not-for-profits' less fortunate than ourselves.

The City of West Torrens, The Lion Nathan Brewery, Adelaide Airport, Sherrin, Greyhounds Racing SA and of course Channel 9 continue to provide a financial base for us to assume some security in the decisions we make on behalf of our clubs. We are currently negotiating renewed terms for a longer tenancy at Adelaide Airport Stadium where we plan to further entrench ourselves and continue to develop a platform based on stability for the 66 Members Clubs of our League. Adelaide Airport Stadium has become synonymous with the Ch9 Adelaide Football League and will continue to allow us to strengthen our footprint as the sole metropolitan football competition in Adelaide and the preferred destination for men and women to play football.

Those relationships will continue to grow inviting further opportunities for the Ch9AFL to expand and fulfil our long list of strategic targets.

The Ch9 Adelaide Football League will continue to focus its efforts in collaborating with the South Australian Community Football League to provide leadership to a football community that runs the risk of being marred by a culture of excessive match payments and a transient migration of players from one club to the next which is largely recognised as unsustainable at every level.

All that said, the competition in the Ch9 Adelaide Football League is a healthy one. Since the year 2000, there have been 24 clubs compete in Division 1 with Goodwood Saints the only club being a constant fixture in that period.

Sean Jackson led a victorious Under 23 representative team against Western Australia in June. We hope representative football will stay as a vehicle to recognise the talent in our system and whilst in its embryonic stage, negotiations are in play to reinvigorate open age state football against Victoria.

It would be remiss of me and quite possibly not a great career move not to acknowledge The League Executive Committee led by President, Mark Johnstone. Whilst volunteers themselves, their efforts and contribution to The League is reflected in the positive light that we have come to be viewed, whether that be by internal or external stakeholders. Their attention to detail in ensuring The League's Strategic Plan is adhered to whilst affording our team consisting of Tony, Tanya, Dee, Caitlin, Ivana and I the autonomy to use our better judgement to achieve their goals is a productive one. Thanks must also go to Ron Stennett, Chairman of the Ch9AFL Tribunal and all of the Tribunal members who are charged with managing umpire reports.

Finally and by no means the least, to all volunteers, we salute you. The continued effort from club volunteers to facilitate an environment to develop not only a player's football prowess but developmental skills as a member of the wider community deserves recognition far beyond that of what can be afforded in this report. Players come and go but the consistency in which our club and league volunteers contribute is the real measure of our continued success and viability as a league.





# Treasurer's Report



## Shaun Ryan

I am pleased to present the 2014 Treasurer's report. The 2014 deficit is \$3,000 as compared to the budgeted deficit of \$44,000.

This year has been somewhat of a roller coaster ride financially with the almost sale of the Tynte Street property in August, which would have greatly affected the League's financial bottom line, as well as the resignation of the former CEO Grant Goodall and having to backfill with an interim CEO John Kernahan. The November sale of the Tynte Street property for \$1.2 million will be reported within the 2015 financial year.

I pay tribute to John and his team who have worked tirelessly in implementing the new initiatives of the Executive Committee such as Super Saturday Grand Finals, which in part is the reason for such a strong financial position this year. Whilst Super Saturday is still to be reviewed and re-worked, the financial benefits of having as many Grand Finals at Thebarton is without question. As all member clubs are shareholders in Thebarton, every dollar earned is money that can be used to give value back to all clubs. This will be reflected in the 2015 Budget.

Once again the League has exceeded Budget expectations whilst directly reducing call fees to member clubs by a further 11% on top of the 10% reduction delivered in 2013. This demonstrates the strategic directions of the League in a fiscal sense are on target and delivering.

The League's current cash position has slightly decreased due to a \$15,000 share investment in both Westpac and NAB, but remains at a healthy \$638,000 which the Executive Committee is expecting to continue to grow in future years.

The League's share portfolio continues to provide the League with an income and is an area that the Executive Committee through the Finance Sub-Committee will continue to monitor for opportunities to invest.

As previously mentioned, in 2015 we will start the process of value adding back to our member clubs. Firstly the League will be issuing all clubs with a defibrillator machine at no cost to the clubs. Whilst there has been \$60,000 allocated for this, the Executive Committee is working towards an outcome that will hopefully see these machines provided at no cost to the League.

Secondly, the League has established a Budget to investigate purchasing tickets to events, for example corporate facilities at Adelaide Oval, which clubs will be given tickets to either give to sponsors, auction, raffle or use in any way they see fit to either reward people within their club or to try and raise valuable dollars for their club.

Finally, as a direct result of the increased number of Grand Finals played at Thebarton, the Executive Committee is abolishing the cost of home finals for all C and D Division games, with an aim at looking in future years to reduce the cost of hosting A Division home finals. This initiative in future years will remain dependant on the League's ability to host as many Grand Finals as possible at Thebarton. The 2015 Budget is planned to deliver a \$17,000 surplus.

In closing I wish to once again thank the CEO and all the staff as they do go above and beyond, and the League is blessed to have such a great team. Also thanks to the Executive Committee and the delegates for their continued support during the year.

Thank you





# Financial Statement

## Report by the Executive Committee

30 September 2014

In accordance with Section 35(5) of the Associations Incorporation Act (SA), the Executive Committee hereby states that during the financial year ended 30 September 2014;

- a) (i) no Executive Committee member of the association;  
 (ii) no firm of which an Executive Committee member is a member; and  
 (iii) no body corporate in which an Executive Committee member has a substantial financial interest has received or become entitled to receive a benefit as a result of a contract between the Executive Committee member, firm or body corporate and the association.
- b) no Executive Committee member of the association has received directly or indirectly from the association any payment or other benefit of pecuniary value, other than the Honararium's paid to Mark Johnstone and Shaun Ryan and John Kernahan's salary.

Signed in accordance with a resolution of the Members of the Committee:

Executive Member: .....

Executive Member: .....

## Income Statement

For the Year Ended 30 September 2014

	Note	2014 \$	2013 \$
Revenue		1,079,489	1,100,138
Other income		136,206	175,839
Employee benefits expense		(495,342)	(457,401)
Thebarton Precinct expenses		(203,986)	(204,896)
Other expenses		(167,883)	(112,856)
Insurance		(138,226)	(133,846)
Function expenses		(54,358)	(38,948)
Advertising		(39,609)	(27,269)
Umpiring expenses		(38,583)	(25,178)
Newspaper		(29,528)	(46,517)
Professional fees		(22,568)	(10,091)
Depreciation and amortisation expense		(21,878)	(33,256)
IT expenses		(7,321)	(18,279)
<b>(Loss) / Profit before income tax</b>		<b>(3,587)</b>	<b>167,440</b>

# SA Amateur Football League Inc

22 605 973 501

## Balance Sheet

As at 30 September 2014

	Note	2014 \$	2013 \$
<b>ASSETS</b>			
<b>CURRENT ASSETS</b>			
Cash and cash equivalents	2	638,058	666,827
Trade and other receivables	3	42,984	26,748
Inventories	4	17,404	15,668
<b>TOTAL CURRENT ASSETS</b>		<b>698,446</b>	<b>709,243</b>
<b>NON CURRENT ASSETS</b>			
Financial assets	5	277,409	237,542
Property, plant and equipment	6	1,107,342	1,127,585
<b>TOTAL NON CURRENT ASSETS</b>		<b>1,384,751</b>	<b>1,365,127</b>
<b>TOTAL ASSETS</b>		<b>2,083,197</b>	<b>2,074,370</b>
<b>LIABILITIES</b>			
<b>CURRENT LIABILITIES</b>			
Trade and other payables	7	119,505	118,237
Employee benefits	8	23,118	32,470
<b>TOTAL CURRENT LIABILITIES</b>		<b>142,623</b>	<b>150,707</b>
Employee benefits	8	10,844	-
<b>TOTAL NON CURRENT LIABILITIES</b>		<b>10,844</b>	<b>-</b>
<b>TOTAL LIABILITIES</b>		<b>153,467</b>	<b>150,707</b>
<b>NET ASSETS</b>		<b>1,929,730</b>	<b>1,923,663</b>
<b>MEMBERS' FUNDS</b>			
Other funds	11	1,201,992	1,192,338
Retained profits		727,738	731,325
<b>TOTAL MEMBERS' EQUITY</b>		<b>1,929,730</b>	<b>1,923,663</b>



## Statement of Changes in Equity

For the Year Ended 30 September 2014

		Retained Earnings \$	Other Funds \$	Total \$
Balance at 1 October 2013		731,325	1,192,338	1,923,663
Increase in investment revaluation reserves during the year	11	-	9,654	9,654
(Loss) / Profit for the year		(3,587)	-	(3,587)
Balance at 30 September 2014		727,738	1,201,992	1,929,730

		Retained Earnings \$	Other Funds \$	Total \$
Balance at 1 October 2012		563,885	1,140,940	1,704,825
Increase in reserves during the year	11	-	51,398	51,398
Profit for the year		167,440	-	167,440
Balance at 30 September 2013		731,325	1,192,338	1,923,663

## Statement of Cash Flows

For the Year Ended 30 September 2014

	Note	2014 \$	2013 \$
<b>CASH FROM OPERATING ACTIVITIES:</b>			
Receipts from customers		1,280,772	1,379,827
Payments to suppliers and employees		(1,301,907)	(1,169,685)
Dividends received		6,603	13,828
Interest received		17,611	13,405
Net cash provided by operating activities	9	3,079	237,375
<b>CASH FLOWS FROM INVESTING ACTIVITIES:</b>			
Purchase of property, plant and equipment		(1,635)	(16,885)
Purchase of investments		(30,213)	(3,929)
Net cash (used in) investing activities		(31,848)	(20,814)
<b>CASH FLOWS FROM FINANCING ACTIVITIES:</b>			
Net increase (decrease) in cash and cash equivalents held		(28,769)	216,561
Cash and cash equivalents at beginning of year		666,827	450,266
Cash and cash equivalents at end of financial year	2	638,058	666,827

## Notes to the Financial Statements

For the Year Ended 30 September 2014

### 1 Summary of Significant Accounting Policies

#### (a) Basis of preparation

This financial report is a special purpose financial statement prepared for distribution to members in order to satisfy the financial reporting requirements of the Associations Incorporation Act South Australia. The committee has determined that the League is not a reporting entity.

The financial report has been prepared on an accruals basis, except for the statement of cashflows, and is based on historic costs and does not take into account changing money values or, except where specifically stated, current valuations of non current assets.

The following significant accounting policies, which are consistent with the previous period unless otherwise stated, have been adopted in the preparation of this financial report.

#### (b) Income tax

The League is exempt from Income Tax under section 23g(iii) of the Income Tax Assessment Act.

#### (c) Revenue and other income

Revenue is measured at the fair value of the consideration received or receivable after. For this purpose, deferred consideration is not discounted to present values when recognising revenue.

Interest revenue is recognised using the effective interest rate method, which for floating rate financial assets, is the rate inherent in the instrument. Dividend revenue is recognised when the right to receive a dividend has been established.

Grant and donation income is recognised when the League obtains control over the funds which is generally at the time of receipt.

All revenue is stated net of the amount of goods and services tax (GST).

#### (d) Cash and cash equivalents

Cash and cash equivalents include cash on hand, deposits held at call with banks, other short term highly liquid investments with original maturities of three months or less.

#### (e) Inventories

Inventories consist of match equipment and general merchandise and are valued at the lower of cost and net realisable value.

#### (f) Property, plant and equipment

The depreciable amount of all property, plant and equipment is depreciated over the useful lives of the assets to the association commencing from the time the asset is held ready for use.

##### (i) Leasehold improvements

Leasehold improvements and office equipment are carried at cost less, where applicable, any accumulated depreciation, unless otherwise stated.

Leasehold improvements are amortised over the shorter of either the unexpired period of the lease or the estimated useful lives of the improvements.

An asset's carrying amount is written down immediately to its recoverable amount if the asset's carrying amount is greater than its estimated recoverable amount.



**Notes to the Financial Statements**

For the Year Ended 30 September 2014

**1 Summary of Significant Accounting Policies continued**

Gains and losses on disposals are determined by comparing proceeds with the carrying amount. These gains and losses are included in the income statement.

**(h) Impairment of non financial assets**

At the end of each reporting period, the League reviews the carrying values of its assets to determine whether there is any indication that those assets have been impaired. If such an indication exists, the recoverable amount of the asset, being the higher of the asset's fair value less costs to sell and value in use, is compared to the asset's carrying value. Any excess of the asset's carrying value over its recoverable amount is expensed to the income statement.

**(i) Employee benefits**

Provision is made for the League's liability for employee benefits arising from services rendered by employees to the end of the reporting year. Employee benefits have been measured at the amounts expected to be paid when the liability is settled.

The Long Service Leave provision was calculated as the sum of all the gross wages at the rate of 1.3 weeks.

**(j) Goods and services tax (GST)**

Revenues, expenses and assets are recognised net of the amount of GST, except where the amount of GST incurred is not recoverable from the Australian Tax Office. In these circumstances, the GST is recognised as part of the cost of acquisition of the asset or as part of an item of the expense. Receivables and payables in the balance sheet are shown inclusive of GST.

**2 Cash and Cash Equivalents**

	2014 \$	2013 \$
Cash on hand	891	891
Cash at bank	174,138	56,203
Short term bank deposits	463,029	609,733
	<u>638,058</u>	<u>666,827</u>

**Reconciliation of cash**

Cash at the end of the financial year as shown in the statement of cash flows is reconciled to items in the balance sheet as follows:

	2014 \$	2013 \$
Cash at bank and in hand	175,029	57,094
Short term deposits	463,029	609,733
	<u>638,058</u>	<u>666,827</u>

## Notes to the Financial Statements

For the Year Ended 30 September 2014

### 3 Trade and Other Receivables

	2014 \$	2013 \$
CURRENT		
Trade receivables	42,984	26,748
<b>Total current trade and other receivables</b>	<b>42,984</b>	<b>26,748</b>

### 4 Inventories

	2014 \$	2013 \$
CURRENT		
At cost:		
Canteen and catering (at cost)	17,404	15,668
	<b>17,404</b>	<b>15,668</b>

### 5 Other Financial Assets

#### (a) Available for sale financial assets comprise:

	2014 \$	2013 \$
NON CURRENT		
Listed investments, at market value		
shares in listed corporations	277,409	237,542
<b>Total available for sale financial assets</b>	<b>277,409</b>	<b>237,542</b>



## Notes to the Financial Statements

For the Year Ended 30 September 2014

### 6 Property, Plant and Equipment

	2014 \$	2013 \$
LAND AND BUILDINGS (North Adelaide property)		
Freehold land		
At valuation	930,000	930,000
Total land	930,000	930,000
Building		
At valuation	145,000	145,000
Accumulated depreciation	(37,250)	(33,625)
Total buildings	107,750	111,375
Total land and buildings	1,037,750	1,041,375
PLANT AND EQUIPMENT		
Plant and equipment		
At cost	149,809	148,174
Accumulated depreciation	(139,740)	(136,480)
Total plant and equipment	10,069	11,694
Leasehold improvements		
Capitalised leased assets	166,932	166,932
Accumulated depreciation	(107,409)	(92,416)
Total leased plant and equipment	59,523	74,516
Total plant and equipment	69,592	86,210
<b>Total property, plant and equipment</b>	<b>1,107,342</b>	<b>1,127,585</b>

### 7 Trade and Other Payables

	2014 \$	2013 \$
CURRENT		
Trade creditors	49,626	69,529
Other payables	-	4,000
Sundry creditors and accruals	69,879	44,708
	119,505	118,237

## Notes to the Financial Statements

For the Year Ended 30 September 2014

### 8 Employee Benefits

#### (a) Current table

	2014 \$	2013 \$
Provision for employee benefits -annual leave	23,118	32,470
	<b>23,118</b>	<b>32,470</b>

#### (b) Non current table

	2014 \$	2013 \$
Provision for employee benefits long service leave	10,844	-
	<b>10,844</b>	<b>-</b>

### 9 Cash Flow Information

#### (a) Reconciliation of result for the year to cashflows from operating activities

	2014 \$	2013 \$
(Loss) / Profit for the year	(3,587)	167,440
Cash flows excluded from (loss) / profit attributable to operating activities		
Non cash flows in (loss) / profit:		
- depreciation	21,878	33,256
Changes in assets and liabilities, net of the effects of purchase and disposal of subsidiaries:		
- (increase)/decrease in trade and other receivables	(16,236)	6,209
- (increase)/decrease in inventories	(1,736)	(4,108)
- increase/(decrease) in trade and other payables	1,268	14,322
- increase/(decrease) in employee benefits	1,492	20,256
Cashflow from operations	<b>3,079</b>	<b>237,375</b>

### 10 Events Occurring After the Reporting Date

The Association has entered into a contract to sell its property at 178 Tynte Street, North Adelaide, South Australia for an amount of \$1,200,000. Settlement is to occur on the 28 November 2014.

Except for the above, no other matters or circumstances have arisen since the end of the financial year which significantly affected or could significantly affect the operations of the Association, the results of those operations or the state of affairs of the Association in future financial years.



## Notes to the Financial Statements

For the Year Ended 30 September 2014

### 11 Other funds

	2014 \$	2013 \$
E Pfitzner Memorial Fund	1,000	1,000
H Treloar Memorial Fund	500	500
Sub total Memorial Funds	1,500	1,500
Property revaluation reserve	1,001,068	1,001,068
Investment revaluation reserve	199,424	189,770
Subtotal reserves	1,200,492	1,190,838
Total	1,201,992	1,192,338

### 12 Current legal action

There is current legal action against the League and Mr. G.V.Capogreco as President of the League with regards to the dismissal of the former CEO, however the League is insured for both damages and incurred legal costs.

The League has paid the applicable excess of \$5,000 and indemnity has been confirmed by the insurers, so the League does not expect any further impact to its financial position.



## Statement by the Executive Committee

The Executive Committee has determined that the association is not a reporting entity and that this special purpose financial report should be prepared in accordance with the accounting policies outlined in Note 1 to the financial statements.

In the opinion of the Executive Committee the financial report as set out on pages 2 to 13:

1. Presents fairly the financial position of South Australian Amateur Football League Inc as at 30 September 2014 and its performance and cashflows for the year ended on that date.
2. At the date of this statement, there are reasonable grounds to believe that South Australian Amateur Football League Inc will be able to pay its debts as and when they fall due.

This statement is made in accordance with a resolution of the Executive Committee and is signed for and on behalf of the Executive Committee by:

Executive Member:   
Executive Member: 

## Independent Audit Report to the members of South Australian Amateur Football League Inc

### Report on the Financial Report

We have audited the accompanying financial report being a special purpose financial report, of South Australian Amateur Football League Inc, which comprises the balance sheet as at 30 September 2014, the income statement, statement of changes in equity and statement of cashflows for the year then ended, notes comprising a summary of significant accounting policies and other explanatory information, and the statement by the executive committee.

### Executive Committee's Responsibility for the Financial Statements

The executive committee is responsible for the preparation of the financial report and has determined that the basis of preparation described in Note 1, is appropriate to meet the requirements of the Associations Incorporations Act of South Australia and is appropriate to meet the needs of the members. The executive committee's responsibility also includes such internal control as the executive committee determines is necessary to enable the preparation of a financial report that is free from material misstatement, whether due to fraud or error.

### Auditor's Responsibility

Our responsibility is to express an opinion on the financial report based on our audit. We conducted our audit in accordance with Australian Auditing Standards. Those standards require that we comply with relevant ethical requirements relating to audit engagements and plan and perform the audit to obtain reasonable assurance about whether the financial report is free from material misstatement.

An audit involves performing procedures to obtain audit evidence about the amounts and disclosures in the financial report. The procedures selected depend on the auditor's judgement, including the assessment of the risks of material misstatement of the financial report, whether due to fraud or error. In making those risk assessments, the auditor considers internal control relevant to the association's preparation of the financial report that presents fairly, in order to design audit procedures that are appropriate in the circumstances, but not for the purpose of expressing an opinion on the effectiveness of the association's internal control. An audit also includes evaluating the appropriateness of accounting policies used and the reasonableness of accounting estimates made by the executive committee, as well as evaluating the overall presentation of the financial report.


We believe that the audit evidence we have obtained is sufficient and appropriate to provide a basis for our audit opinion.

### Opinion

In our opinion, the financial report presents fairly, in all material respects, the financial position of South Australian Amateur Football League Inc as at 30 September 2014, and its financial performance and its cash flows for the year then ended in accordance with the accounting policies described in Note 1 to the financial statements, and the requirements of the Associations Incorporation Act of South Australia.

### Basis of Accounting and Restriction on Distribution

Without modifying our opinion, we draw attention to Note 1 to the financial report, which describes the basis of accounting. The financial report has been prepared to assist South Australian Amateur Football League Inc to meet the requirements of the Associations Incorporation Act of South Australia. As a result, the financial report may not be suitable for another purpose.



PERKS AUDIT PTY LTD  
180 Greenhill Road  
Parkside  
South Australia 5063



PETER J HILL  
Director  
Registered Company Auditor

Dated this       day of November 2014







# Tribunal Report



## Ron Stennett Chairman

The Channel 9 Adelaide Football League again conducted weekly Tribunal and Investigation hearings throughout the season. These hearings are for offences committed in all divisions from Division 1 through to Under 18. This season was the first that the Tribunal adjudicated for the

S.A. Women's Football League, a commitment that will be ongoing. The only cases not heard by the Tribunal are for cases considered by the umpires to be minor and deserve a one match subscribed penalty as listed in the Tribunal Reference Manual.

A pleasing factor for the League and the Tribunal is that the number of reports declined from 116 in 2013 to 93 in season 2014. Reasons for this can be attributed to strong support from the CEO John Kernahan, the increased use of yellow cards by the umpires and consistencies of firm penalties as listed in the Tribunal Reference Manual. This is the second season of the manual which discloses all of the mechanics of the Tribunal including penalty guidelines. The Tribunal strongly suggest all clubs read and digest this document fully to get an appreciation of procedures, reportable offences and penalties so they can hopefully avoid reports, or if having to defend, to present a delegate and case that is adequately prepared to give the player the best possible chance.

The Tribunal have again been severe on any offences relating to umpires and make no apology. These offences by players, coaches, officials and spectators continue to be ongoing. This behaviour will not be accepted and will be looked at during the off season. Cowardly offences, behind the play offences and players who do not show a duty of care were again penalised harshly and will continue to be so.

Following on from the above it is interesting to look back over the past 3 seasons and note that of the 66 clubs participating in the league at various divisions, 39 had 5 or less reports over this period and other clubs are having a decline in their numbers. There is still a common denominator which continue to be in the higher category. Surely these clubs realise the time to reassess their disciplines starting with their own Committees and working through to set key performance indicators to work by.

We are pleased to have continued to build our relationship with the umpiring fraternity. This has been made possible through support and regular communication with Paul Montessi and submissions to Paul of a report sheet after each hearing detailing aspects of the umpire's presentation. We appreciate his assistance throughout the season.

The Tribunal could not operate as efficiently without the competency, support and feedback from both The Board and CEO John Kernahan. It has been a pleasure working

with a group who are all focussed in implementing the high standards set by the League. A special thank you to Tanya ter Bogt for her endless hours and assistance with Tribunal coordination.

The Tribunal are fortunate to have a group of dedicated and capable personal. Each Tribunal consists of a legal representative together with members who have an appreciation of football and have the ability to be fair but firm with their decisions. I sincerely extend my appreciation to all members for their support and advice in their areas of expertise as we continue to be a strong and united team.



## 2014 Tribunal Commissioners

Ron Stennett (Chairman)

John Staker (Deputy Chairman)

Ben Armstrong

Ash Bidhendi

James Caldicott

Jason Coluccio

Stan Condous

Colin Davidson

Chris Evans

Geoff Heard

Nic Kernahan

Alf Macolino

Garry Palasis

Tony Roach

Steve Strickland

Ian Wallace

# Tribunal Summary

Club	Cat A	Matches	Teams	Rating*
North Pines	7	40	2	23.5
Angle Vale	5	20	2	12.5
Wingfield Royals	1	8	1	9
Central United	4	12	2	8
Smithfield	6	14	3	6.7
Brahma Lodge	3	7	2	5
West Croydon	3	7	2	5
Ingle Farm	6	13	4	4.8
Mitchell Park	1	3	1	4
Eastern Park	2	7	3	3
Gaza	2	7	3	3
Woodville South	3	9	4	3
Salisbury North	1	6	3	2.3
North Haven	2	7	4	2.25
Blackwood	1	1	1	2
Broadview	3	5	4	2
Fitzroy	3	5	4	2
Gepps Cross	3	5	4	2
Greenacres	2	2	2	2
Houghton Districts	2	2	2	2
Sacred Heart OC	2	8	5	2
Salisbury West	1	3	2	2
Glenunga	2	3	3	1.7
Pooraka	1	4	3	1.7
Henley	3	5	5	1.6
Modbury	2	7	6	1.5
Westminster OS	1	2	2	1.5
Scotch OC	1	3	3	1.3
Tea Tree Gully	2	4	5	1.2
Salisbury	2	5	6	1.2
Hope Valley	2	3	5	1
Old Ignatians	2	2	4	1
PHOS Camden	1	2	3	1

Club	Cat A	Matches	Teams	Rating*
Port Districts	2	2	4	1
Rostrevor OC	1	2	3	1
Hectorville	1	1	3	0.7
Mawson Lakes	1	1	3	0.7
Mitcham	1	1	3	0.7
Para Hills	1	1	3	1
Pulteney	1	1	3	0.7
St Peter's OC	1	1	3	0.7
Flinders Park	1	1	4	0.5
Plympton	1	1	4	0.5
Adelaide Lutheran	0	0	3	0
Adelaide University	0	0	7	0
Athelstone	0	0	3	0
Blackfriars OS	0	0	2	0
CBCOC	0	0	3	0
Colonel Light Gardens	0	0	3	0
Elizabeth	0	0	3	0
Flinders University	0	0	1	0
Golden Grove	0	0	5	0
Goodwood Saints	0	0	5	0
Kenilworth	0	0	4	0
Kilburn	0	0	2	0
Lockleys	0	0	3	0
Payneham NU	0	0	5	0
Pembroke OS	0	0	3	0
Portland	0	0	4	0
Prince Alfred OC	0	0	5	0
Rosewater	0	0	3	0
Seaton Ramblers	0	0	3	0
SMOSH West Lakes	0	0	4	0
Trinity OS	0	0	3	0
Unley Mercedes Jets	0	0	4	0
Walkerville	0	0	3	0



# Umpire's Report



## Paul Montesi Umpire's Manager

### Season summary

Our umpiring theme for season 2014 was 'see something, say something' which created an environment of individual ownership and feedback. Improvement

is not only for our umpires but also for the coaching panel, observers and administrators. We believe improvement across the board can be achieved with our group working together. Although umpiring can be viewed as an individual pursuit (individuals working together to achieve a desired outcome), as we are not professionals in terms of time we are able to meet and pass on information. The Umpiring Manual 101 which we introduced last year continued to be an important and valuable tool for all umpires. Information was regularly updated and provided in a pdf format for umpires to download. I hope this manual continues as it is clearly the best way to communicate with umpires with changes to rules, procedures and game day administration. The manual provides the observer and the umpire with a reference document for all to follow ensuring we are attempting to all operate from the same set of instructions thus developing greater consistency within the group.

Last year we set about defining our culture – a set of characteristics our group is defined by, which includes our behaviour at training and at games, our language, our attitudes, skill sets and motives. While cultural change can take some time I believe we took some big steps in solidifying what is expected of an SAAFL umpire. Developing and understanding our culture commences with identifying our values, why we do what we do and what we want from umpiring. Our values which as a group which were agreed on in 2014 being; LEARN, IMPROVE, HONESTY and ENJOYMENT. A pleasing area of umpiring this year was the improvement of our younger umpires. Promotion has been based on a number of areas but most important is the ability to improve and perform at the level expected. The promotion of a number of 'newer' umpires has also assisted with consistency which flows down the grades.

**Umpire's observations** – The inclusion of new observers who are ex umpires has assisted in this process. Most observers now attend training at least once a week which is pleasing, to provide feedback to the umpires and also be up to speed with what is being communicated by the coaches. Electronic feedback of the umpire's observation continues to be provided within 48 hours of the game observed. All observers and coaches receive the feedback which is compiled into a folder which can be accessed by other observers and coaches at any time.

We had 8 people observing the field umpires this year (6 in 2012), having the umpiring manual has assisted in communication with the umpire at the game and also used with follow up during the week.

We average observations of 22 field umpires each week.

Boundary and goal umpiring had 2 observers each.

**Tribunal and reports** – Reports have been down again this year which is pleasing. We have reinforced encouragement to all umpires is to report if they see an incident and this will be further strengthened again in 2015. Most umpires performed well at the Tribunal with a distinct improvement from goal and boundary umpires.

A workshop was conducted prior to the season commencing for all umpires to reinforce reporting procedures and conduct at the Tribunal and this will be conducted again in 2015 with the assistance of members of the Tribunal.

**Communication** – Communication internally and externally has been better this year mainly due to additional observations and timely feedback from observers. Communication with club coaches and other personnel from clubs has also been improved. Umpires introductions before the game has contributed to this improvement. Negative feedback from clubs has been minimal. If received a response has been provided within 48 hours.

**Administration** – The majority of administration is carried out by Peter Angel. The communication between Peter and the coaches / observers was good. We attempted to get as much administration completed prior to season commencement which allows us to effectively carry out the week to week commitments with minimal disruption. The working relationship with the League office is good with minimal issues and overlap considering the resources available.

**Recruitment** – Although we didn't have huge numbers of new umpires this year, the new umpires we gained were of a high quality and very teachable. We promoted our new umpires at every opportunity to speed up their development with an eye on the future. Word of mouth promotion still attracts the most interest from potential umpires. It is important a healthy environment remains. We still need to concentrate more on the recruitment of ex-players and females. It is these areas I believe will provide new umpires in the future. The training and retention of new umpires is complex as they are at varying fitness levels and abilities. We need to implement a recruitment strategy late 2014 and onwards to the 2015 season begins.



## **Coaches and Support**

Umpiring Manager - Paul Montesi

Assistant Coach - Sam Collela

Boundary Umpires Coach and Fitness Coach – Rick Starkie

Boundary Umpires Assistant Coach - Ray Roberts

Goal Umpires Coach – Steve Mallet

Goal Umpires Assistant Coach and Observer – Doug Pritchard

Observers – Andrew Koch, John Cronshaw, Trevor Parham

Umpire's Trainer – Sue Stevens

Umpiring Coordinator / Property Steward/ Observer – Peter Angel

## **Overview of each discipline**

Total number of field umpires – 118 (122 in 2013)

Boundary umpires – 58 (55 in 2013)

Goal umpires – 46 (56 in 2013)

New umpires in 2014

– 22 Field, 25 Boundary, 3 Goal

Umpires lost in 2014

– 24 Field, 5 Boundary, 6 Goal

Number of new umpires in 2014 who have not umpired previously

– 2 Field (4 in 2013), 21 Boundary (13 in 2013), 5 Goal (7 in 2013)

Number of umpires lost in 2014

– 24 Field (16 in 2013) 18 Boundary (18 in 2013), 6 Goal, (8 in 2013)

Umpired accredited in 2014

– 0 – Accreditation process is changing with structure and implementation in progress with the SANFL.

## **SAAFL Umpires Association Award winners**

2014 Most Improved Goal Umpire – Ted Coomans

Alan Egan Award – Lynton Davies

Best 1st year Boundary Umpire – James Radbone

Most Improved Boundary Umpire – Vic Minhas

Rick Starkie Award (Best Boundary Umpire) – Tristen Rogers

Most Improved Field Umpire – Michael Raymond

Domenic Marta best 1st year umpire – Dennis Cester

Rex Lambert Award – Craig Illman

Umpire Managers Award – Patrick Lewis

## **Grand Final Umpires**

Field – Jason Mounce, Giles Lewis

Boundary – Tristen Rogers, Jarrod Norton, Anthony Brattoli, Kym England

Goal – John Kitto, John Biggs

# State Football - SAAFL v WAAFL

The 2014 State U23 Amateur football side is one the entire South Australian Amateur Football league can be proud of.

With only three training sessions prior to the game against Western Australia it was always going to be a challenge to ensure we were fully prepared. On top of that our players were asked to fly for three hours on the morning of the game before taking on Western Australia at Kingslake Reserve in a twilight game beginning at 6.00pm.

The players never complained however and were fantastic with the enthusiasm they shared for playing representative football. I know that they all enjoyed the game and weekend immensely.

The game itself was also a terrific advertisement for Australian Rules football. Many members of the large crowd commented on the high standard of the game and were very impressed by the toughness and team work of our South Australian boys. Conversely the West Australian team were very fast and highly skilled.

It was a classic game with the lead continually changing hands in the first three quarters and at three quarter time the scores were level. It is fair to say that had we kicked more accurately we would have been well in front at that time, but to WA's credit they defended very well and when they won possession of the ball their speed and foot skills were a pleasure to watch. The character and resilience displayed by our boys in the last quarter however was fantastic. We finally ran out winners 14 goals 19 behinds to 13 goals 6 behinds.

To single out best players would be somewhat unfair as it was a very even contribution from all of our players. Josh Hand however received the umpire's award and Trent Heffernan received the award voted by the WA coaching staff. Ten players kicked goals with Lachlan Giles kicking three and Karl Siebels and Athanasi Agorastos both registering two goals.

I would personally like to thank all of the players for the manner in which they represented their individual Clubs and our League. It was terrific to see players from so many different Clubs and divisions come together so well in the one team. In total the players came from seven division one clubs, seven

division two, one division three and one division four.

Finally, I would like to thank Assistant Coaches Paul Behrendt and Dave Kennewell, Chairman of Selectors Kerry Dohndt, Runner Craig Lambert, Trainers Lisa Wright and Steve Spooner, John Kernahan and the staff from the SAAFL for their invaluable assistance. Their time and efforts were certainly appreciated by myself and the players and I know that like myself they were all grateful for the opportunity to be involved.

Sean Jackson  
SAAFL State  
Coach



## Final Score

South Australia  
5.3-33 9.9-63 10.16-76 14.19-103

Western Australia  
6.0-36 8.0-48 12.4-76 13.6-84

## 2014 SAAFL State Under 23's Team

5	Athanasi	Agorastos	Payneham NU
4	Daniel	Blythe	Flinders Park
3	Scott	Burnett	Broadview
11	Brock	Castree	Golden Grove
9	Matthew	Delmenico	Sacred Heart OC
13	Paul	Fantasia	Rostrevor OC
12	Jonathan	Giannini	Payneham NU
21	Lachlan	Giles	Scotch OC
2	Joshua	Hand (VC)	Tea Tree Gully
6	Trent	Heffernan (VC)	Port District
16	Kieran	Holland	Rostrevor OC
22	George	Hurley- Wellington	Adelaide University
17	Matthew	Leigh	Athelstone
19	Jordan	Lockwood	St Peter's OC
20	Adam	Pedler	Henley
18	Joshua	Rosenthal (C)	Port District
14	Nathan	Rudloff	Tea Tree Gully
23	Karl	Siebels	Prince Alfred OC
7	William	Thorpe	Scotch OC
10	Mitchell	Tiller	Goodwood Saints
15	Samuel	Tonkes	Port District
8	Lou	Whitlock	Goodwood Saints





# MAC Cup - City v Country

Teams: SA Amateur Football League Vs SA Country  
Competition: City v Country Match Date: 20/04/14

No.	PLAYER NAME		CLUB
6	Dale	Armstrong	Pooraka
5	James	Batty	Port District
1	John	Boxer	Gaza
3	Scott	Burnett	Broadview
20	Brock	Castree	Golden Grove
25	Brayden	De Prinse	Broadview
16	Paul	Fantasia	Rostrevor OC
10	Lachlan	Giles	Scotch OC
2	Joshua	Hand	Tea Tree Gully
7	Trent	Heffernan	Port District
17	Kieran	Holland	Rostrevor OC
21	George	Hurley-Wellington	Adelaide University
22	Hayden	Martinello	Flinders Park
19	Jason	Nyskohus	Port District
9	Adam	Pedler	Henley
11	Charlie	Rae	SMOSH West Lakes
13	Joshua	Rosenthal	Port District
15	Matthew	Stent	Golden Grove
4	Mitchell	Tiller	Goodwood Saints
18	Samuel	Tonkes	Port District
8	Nicholas	Wark	Unley Mercedes
12	Lou	Whitelock	Goodwood Saints
Coach		Bob Cross	
Team Manager		Scott Hastings	



## CITY 12.10 (82) d COUNTRY 7.9 (51)

**BEST - CITY:** Dale Armstrong (Bill Botten Medal), Hayden Martinello, Josh Rosenthal, Brock Castree, George Hurley-Wellington, Josh Hand.

**COUNTRY:** Jackson O'Brien (Peter Kitchke Medal), Simon Berkefeld, Nick Schmidt, Joel Montgomerie, Ray Jaensch, Rowan Prior.

**GOALS - CITY:** George Hurley-Wellington 3, Scott Burnett, Nick Wark, Charile Rae 2, John Boxer, Trent Heffernan, Sam Tonkes.

**COUNTRY:** Jackson O'Brien 2, Siimon Berkefeld, Matthew Hodge, Tyson Wait, Rowan Prior, Brodie Murphy.

# July 2013 Announcement of Naming Rights



## **CHANNEL NINE IS NEW NAMING RIGHTS PARTNER FOR SOUTH AUSTRALIAN AMATEUR FOOTBALL LEAGUE**

Channel Nine will become the new naming rights partner for the South Australian Amateur Football League for the next three years.

In a major coup for amateur football in Adelaide, Nine will make a strong commitment to SAAFL in 2014 and beyond through the promotion of the league and its associated clubs.

As part of the partnership, a new name for the league will be announced at the end of the 2013 season. Channel Nine will also assume naming rights of two senior divisions and two Under 18 divisions.

Nine News Director, Tony Agars, said: "Nine is delighted to be associated with grassroots footy in Adelaide. This is where it all happens with players battling it out at local venues with community support, and now major television network backing.

"Channel Nine Adelaide prides itself on being local and has been part of South Australia since 1959. This further connects us with the community."

"We look forward to working with the clubs, players and officials to take the South Australian Amateur Football to the next level."

SAAFL CEO, Grant Goodall, was delighted with today's announcement, welcoming Channel Nine's partnership. "The association with a premier media partner such as Channel Nine is a first for the league and a reflection of the importance of footy within our community," Mr Goodall said.

"It is exciting and commendable that Channel Nine has sought an association with SAAFL, Australia's largest senior Australian Rules Football League."

Further information  
Channel Nine Publicity  
Adam Gibbons  
08 8267 0288 / 0410 600 616

SAAFL  
Grant Goodall  
08 8443 8999 / 0409 681 094

29 July, 2013

© 2013 Nine Network Australia

[ninensn.com.au](http://ninensn.com.au)



Nine Network Australia Pty Ltd, ABN 88 008 685 407

# TEAM OF THE YEAR 2014





# Club Championship Cup



## GOODWOOD SAINTS

The Champion Club Cup is awarded to the most successful SAAFL Club in terms of winning matches in all of its Divisions throughout the season and conducting its affairs in a manner befitting a Member Club of The League.

Teams are awarded five points for a win, three for a draw and two for a loss. Points are also deducted for Club penalties, including not attending compulsory League meetings. The total number of points is divided by the Club's number of teams to produce a final points average.

Goodwood Saints had very a very successful season with all 4 teams taking out the Premierships in Division 1, Division 1 Reserves, C1 and Under 18 Yellow.

Well done Goodwood Saints


Rank	Team	Teams	Points	Rank	Team	Teams	Points
1	<b>Goodwood Saints</b>	<b>4</b>	<b>82</b>	34	Trinity OS	3	49
2	Rostrevor OC	3	75	35	Kenilworth	3	48
3	Prince Alfred OC	5	72	36	Sacred Heart OC	5	47
4	Pembroke OS	3	72	37	Mawson Lakes	3	46
5	Lockleys	3	71	38	North Haven	4	46
6	Salisbury West	2	71	39	Blackwood	1	45
7	Rosewater	3	69	40	Hope Valley	5	45
8	West Croydon	2	68	41	SMOSH West Lakes	4	44
9	Ingle Farm	4	67	42	Smithfield	3	43
10	Unley Mercedes Jets	4	67	43	Gepps Cross	4	43
11	Golden Grove	5	65	44	Pooraka	3	42
12	Payneham NU	5	65	45	Para Hills	3	42
13	Tea Tree Gully	5	63	46	PHOS Camden	3	42
14	Henley	5	63	47	Central United	2	41
15	Colonel Light Gardens	3	62	48	Fitzroy	3	40
16	Scotch OC	3	62	49	Glenunga	3	39
17	Seaton Ramblers	3	60	50	Salisbury North	3	34
18	Athelstone	3	59	51	Woodville South	4	34
19	Modbury	6	58	52	Greenacres	2	34
20	Eastern Park	3	57	53	Mitcham	3	33
21	CBC Old Collegians	3	56	54	Pulteney	3	33
22	Blackfriars OS	2	56	55	Gaza	3	31
23	Plympton	4	55	56	Flinders University	1	30
24	Elizabeth	3	54	57	Salisbury	5	30
25	Broadview	4	54	58	Portland	4	29
26	Adelaide University	7	54	59	Hectorville	3	28
27	Adelaide Lutheran	3	53	60	St Peter's OC	3	27
28	Old Ignatians	4	53	61	North Pines	2	26
29	Westminster OS	2	53	62	Kilburn	1	15
30	Walkerville	3	52	63	Angle Vale	2	13
31	Port District	4	52	64	Brahma Lodge	2	10
32	Flinders Park	4	52	65	Wingfield Royals	1	8
33	Houghton Districts	2	50	66	Mitchell Park	2	7



# Where Teams Finished

CLUBS	Division	Position	Division	Position	Division	Position	Division	Position	Division	Position	Division	Position
Adelaide Lutheran	D5	6	D5R	5	C3	6						
Adelaide University	D1	8	D1R	6	D7	2	D7R	7	C1	2	C2	6
Adelaide University	C3	5										
Angle Vale	D6	9	D6R	10								
Athelstone	D3	6	D3R	6	C2	1						
Blackfriars OS	D6	1	D6R	7								
Blackwood	D8	5										
Brahma Lodge	D5	10	D5R	10								
Broadview	D2	5	D2R	7	C2	2	U18R	6				
CBC Old Collegians	D5	5	D5R	1	C3	9						
Central United	D6	8	D6R	9								
Colonel Light Gardens	D5	3	D5R	4	D8R	3						
Eastern Park	D4	3	D4R	3	C2	7						
Elizabeth	D5	4	D5R	3	C2	9						
Fitzroy	D6	5	D6R	6	C2	10	U18Y	8				
Flinders Park	D2	10	D2R	10	D7R	2	U18Y	2				
Flinders University	D6R	8										
Gaza	D1	9	D1R	7	C1	10						
Gepps Cross	D2	8	D2R	9	C2	5	U18R	5				
Glenunga	D4	8	D4R	8	C4	6						
Golden Grove	D4	1	D4R	1	D8	2	D8R	7	U18R	4		
Goodwood Saints	D1	1	D1R	1	C1	1	C7	4	U18Y	1		
Greenacres	D5	8	D5R	9								
Hectorville	D4	7	D4R	10	C4	8						
Henley	D1	3	D1R	5	D7	6	D7R	1	U18Y	3		
Hope Valley	D4	5	D4R	2	D8	9	D8R	2	U18R	9		
Houghton Districts	D7	3	D7R	6								
Ingle Farm	D6	4	D6R	4	C4	3	U18R	7				
Kenilworth	D4	6	D4R	6	C3	4	C7	3				
Kilburn	D3	10	D3R	10	C7	1						
Lockleys	D6	6	D6R	1	C4	4						
Mawson Lakes	D6	7	D6R	5	C4	1						
Mitcham	D3	8	D3R	9	C3	10	U18Y	7				
Mitchell Park	D6	10										
Modbury	D3	1	D3R	2	D7	5	D7R	5	C4	7	U18R	3
North Haven	D5	2	D5R	2	D8	8	D8R	8				
North Pines	D7	4	D7R	9								
Old Ignatians	D3	5	D3R	1	D8	6	D8R	5				
Para Hills	D5	7	D5R	8	C4	9						
Payneham NU	D2	1	D2R	2	D8	4	D8R	6	U18R	1		
Pembroke OS	D3	3	D3R	3	C3	1						
PHOS Camden	D2	9	D2R	5	C1	7						
Plympton	D3	7	D3R	5	C2	3	U18Y	6				
Pooraka	D4	4	D4R	5	C4	10						
Port District	D1	7	D1R	3	C1	5	U18Y	5				
Portland	D1	6	D1R	9	C2	8	U18Y	10				
Prince Alfred OC	D2	3	D2R	1	D8	1	D8R	1	C3	2		
Pulteney	D4	10	D4R	9	C3	8						
Rosewater	D6	2	D6R	2	C4	5						
Rostrevor OC	D1	2	D1R	2	C1	3						
Sacred Heart OC	D2	2	D2R	3	D7	7	D7R	8	U18Y	4		
Salisbury	C7	2										
Salisbury	D3	9	D3R	7	D8	7	D8R	9	U18R	8		
Salisbury North	D1	5	D1R	8	C1	9						
Salisbury West	D4	2	D4R	4								
Scotch OC	D2	4	D2R	8	C3	3						
Seaton Ramblers	D3	4	D3R	8	C2	4						
Smithfield	D7	1	D7R	3	U18R	10						
SMOSH West Lakes	D2	7	D2R	6	D7	8	D7R	4				
St Peter's OC	D1	10	D1R	10	C1	8						
Tea Tree Gully	D1	4	D1R	4	D8	3	D8R	4	U18R	2		
Trinity OS	D5	9	D5R	7	C4	2						
Unley Mercedes Jets	D3	2	D3R	4	C1	4	U18Y	7				
Walkerville	D2	6	D2R	4	C1	6						
West Croydon	D6	3	D6R	3								
Westminster OS	D5	1	D5R	6								
Wingfield Royals	D7	9										
Woodville South	D4	9	D4R	7	C3	7	U18Y	9				

# Premiers and Medallists



Division	Premier	Medal	Winner	Club
D1	Goodwood Saints	Eric Pfitzner Memorial Medal	Craig Holm	Rostrevor OC
D2	Payneham NU	F.A. Bloch Medal	Angus Twopeny	Scotch OC
			Fraser Marshall	Walkerville
D3	Modbury	D.G. McKay Medal	Luke Walsh	Seaton Ramblers
D4	Golden Grove	A.E.C. Treloar Medal	Mark Rowe	Salisbury West
D5	Westminster OS	J.B. Dicker Medal	Ben Bamford	Greenacres
D6	Blackfriars OS	A.G. Bert Medal	Steven Cooper	West Croydon
D7	Smithfield	K.C. Sims OAM Medal	Ian Bellman	Smithfield
			David Keetch	Houghton Districts
D8	Prince Alfred OC	C.C. Sando Medal	Jake Tonkin	Golden Grove
D1R	Goodwood Saints	E.A. Davoren Medal	Tom Langley	Goodwood Saints
D2R	Prince Alfred OC	E.P. Nazer Medal	Henry Olsson	Prince Alfred OC
D3R	Old Ignatians	H.W. Main Medal	Stephan Monda	Athelstone
D4R	Golden Grove	C.G. Tideman Medal	Daniel Delawyer	Kenilworth
D5R	CBCOC	G.P. Wilson Medal	Stephen Hammond	Colonel Light Gardens
D6R	Lockleys	R.H. Elix Medal	James Hughes	Ingle Farm
D7R	Henley	F.J. Monten Medal	Tom Muecke	Adelaide University
D8R	Prince Alfred OC	H.V. Millard Medal	Gregory Kells	Tea Tree Gully
C1	Goodwood Saints	P. Collins Medal	Callum Rohde	Adelaide University
			Ricky Wiseman	Port District
C2	Athelstone	J.A. Burchell Medal	Timothy Rosenberg	Gepps Cross
C3	Pembroke OS	R.B. Lambert Medal	Wesley Legrand	Adelaide University
C4	Mawson Lakes	H.D. Naylor Medal	Daniel Pilgrim-Lynch	Glenunga
C7	Kilburn	Marie Little OAM Medal	Lindsay Dowley	Kilburn
U18R	Payneham NU	D.A. Tothill Medal	Dylan Schoenmakers	Tea Tree Gully
U18Y	Goodwood Saints	H.J. Mutton Medal	Spencer Johnson	Flinders Park

# Leading Goalkickers




Division	Name	Team	Goals
D1	Heath Commane	Rostrevor OC	81
D2	Nick Jolly	Payneham NU	57
D3	Nicholas Wark	Unley Mercedes Jets	92
D4	Shane Scudds	Golden Grove	80
D5	Arren Harvey	Colonel Light Gardens	108
D6	James Bain	Central United	103
D7	Phillip Dudley	North Pines	124
D8	Glen Simmons	Golden Grove	90
D1R	John Harrison	Rostrevor OC	50
D2R	Jacob Fisher	Broadview	52
D3R	Jeremy Cini	Old Ignatians	54
D4R	Brad Morris	Golden Grove	64
D5R	Damon McCulloch	North Haven	64
D6R	Todd Shannon	Rosewater	70
D7R	Shane Stone	Henley	86
D8R	Harry Bilyk	Prince Alfred OC	56
C1	Brenton Meier	Adelaide University	47
C1	Ricky Wiseman	Port District	47
C2	Stephen McMahon	Broadview	56
C3	John Waltham	Prince Alfred OC	71
C4	Thomas Krieg	Trinity OS	41
U18 R	Dylan Schoenmakers	Tea Tree Gully	73
U18 Y	Spencer Johnson	Flinders Park	102

\* Minor Round totals only

## SIR GEORGE MURRAY SHIELD

### Goodwood Saints



Team	P	W	L	D	F	A	%	PTS
Goodwood Saints	18	18	0	0	1941	975	66.56	36
Rostrevor OC	18	15	3	0	1855	1123	62.29	30
Henley	18	12	6	0	1667	1318	55.85	24
Tea Tree Gully	18	11	7	0	1974	1449	57.67	22
Salisbury North	18	7	11	0	1610	1717	48.39	14
Portland	18	7	11	0	1354	1898	41.64	14
Port District	18	6	11	1	1420	1501	48.61	13
Adelaide University	18	6	11	1	1291	1556	45.35	13
Gaza	18	5	13	0	1372	1773	43.62	10
St Peter's OC	18	2	16	0	922	2096	30.55	4

### ERIC PFITZNER MEMORIAL MEDAL

### CHARLES IRVINE MEMORIAL TROPHY

### Craig Holm Rostrevor OC



Craig	Holm	Rostrevor OC	19
William	O'Malley	Rostrevor OC	18
Shane	Tuck	Goodwood Saints	18
Joshua	Hand	Tea Tree Gully	17
Jake	Pavlich	Henley	17
Trent	Heffernan	Port District	16
Ricky	Stoyanoff	Salisbury North	14
Aaron	Bayliss	Goodwood Saints	13
Ryan	Sampson	Henley	13
Adam	Cockshell	Tea Tree Gully	12
Jamie	Grosser	Henley	12
Mitchell	Sandery	Tea Tree Gully	12
Jack	Nelligan	Rostrevor OC	12
Heath	Commene	Rostrevor OC	11
Jeremy	Johncock	Henley	11
Brendan	Littler	Rostrevor OC	10
Brett	Heintze	Gaza	10
Brad	Dabrowski	Goodwood Saints	9
Adrian	Stephens	Gaza	8
Anthony	Skara	Goodwood Saints	8

### Heath Commene Rostrevor OC



Heath	Commene	Rostrevor OC	81
Jeremy	Johncock	Henley	69
Nathan	Frederick	Gaza	62
Eric	Kells	Goodwood Saints	61
James	Batty	Port District	57
Steven	Pollock	Tea Tree Gully	53
Trent	Melville	Tea Tree Gully	50
Shane	Catterall	Portland	48
Anthony	Morgante	Salisbury North	48
Ricky	Stoyanoff	Salisbury North	41
David	Allocca	Gaza	30
Jamie	Grosser	Henley	30
Shane	Harris	Portland	30
Murray	Hamblin	Goodwood Saints	28
Gavin	Shephard	Portland	27
Jacob	Hughes	Goodwood Saints	26
Joshua	Bollmeyer	Tea Tree Gully	25
Mitchell	Eleftheriou	Goodwood Saints	25
Shane	Tuck	Goodwood Saints	24



# GREYHOUND RACING SA DIVISION 1 RESULTS

Round 1		5-Apr-14	
Adelaide University	9.12-66	7.6-48	St Peter's OC
Rostrevor OC	24.17-161	12.7-79	Gaza
Goodwood Saints	13.10-88	11.14-80	Tea Tree Gully
Henley	9.11-65	13.10-88	Salisbury North
Port District	21.13-139	3.8-26	Portland

Round 2		12-Apr-14	
St Peter's OC	11.9-75	23.12-150	Henley
Gaza	4.12-36	14.15-99	Port District
Tea Tree Gully	21.18-144	9.8-62	Adelaide University
Portland	9.13-67	16.19-115	Goodwood Saints
Salisbury North	6.7-43	25.11-161	Rostrevor OC

Round 3		25-Apr-14	
Rostrevor OC	13.20-98	7.7-49	St Peter's OC
Henley	13.10-88	13.14-92	Tea Tree Gully
Port District	14.10-94	21.9-135	Salisbury North
Adelaide University	8.6-54	18.15-123	Goodwood Saints
Gaza	9.10-64	13.6-84	Portland

Round 4		3-May-14	
Goodwood Saints	9.14-68	9.6-60	Henley
Port District	19.12-126	7.12-54	St Peter's OC
Tea Tree Gully	10.11-71	12.18-90	Rostrevor OC
Portland	17.8-110	11.16-82	Adelaide University
Salisbury North	22.9-141	11.10-76	Gaza

Round 5		10-May-14	
Rostrevor OC	7.8-50	22.7-139	Goodwood Saints
Henley	14.7-91	7.13-55	Adelaide University
Gaza	11.10-76	7.10-52	St Peter's OC
Port District	14.11-95	14.16-100	Tea Tree Gully
Portland	17.12-114	23.9-147	Salisbury North

Round 6		17-May-14	
St Peter's OC	7.13-55	21.15-141	Salisbury North
Goodwood Saints	24.11-155	9.12-66	Port District
Henley	29.12-186	11.6-72	Portland
Tea Tree Gully	24.12-156	15.9-99	Gaza
Adelaide University	11.9-75	16.18-114	Rostrevor OC

Round 7		24-May-14	
Rostrevor OC	12.16-88	10.12-72	Henley
Gaza	7.6-48	19.14-128	Goodwood Saints
Port District	13.14-92	12.5-77	Adelaide University
Portland	11.10-76	14.12-96	St Peter's OC
Salisbury North	13.14-92	19.14-128	Tea Tree Gully

Round 8		31-May-14	
Rostrevor OC	14.17-101	5.4-34	Portland
Goodwood Saints	9.6-60	8.9-57	Salisbury North
Henley	12.12-84	9.7-61	Port District
Tea Tree Gully	25.15-165	12.10-82	St Peter's OC
Adelaide University	14.10-94	8.12-60	Gaza

Round 9		14-Jun-14	
St Peter's OC	5.4-34	21.21-147	Goodwood Saints
Gaza	15.17-107	18.5-113	Henley
Port District	8.3-51	14.19-103	Rostrevor OC
Portland	16.8-104	14.16-100	Tea Tree Gully
Salisbury North	9.8-62	11.22-88	Adelaide University

Round 10		21-Jun-14	
St Peter's OC	4.5-29	18.12-120	Adelaide University
Gaza	10.5-65	13.12-90	Rostrevor OC
Tea Tree Gully	9.12-66	17.9-111	Goodwood Saints
Portland	9.9-63	6.13-49	Port District
Salisbury North	10.8-68	17.11-113	Henley

Round 11		28-Jun-14	
Rostrevor OC	16.13-109	5.3-33	Salisbury North
Goodwood Saints	12.12-84	9.3-57	Portland
Henley	14.16-100	4.2-26	St Peter's OC
Port District	11.15-81	10.9-69	Gaza
Adelaide University	7.21-63	5.8-38	Tea Tree Gully

Round 12		5-Jul-14	
St Peter's OC	5.6-36	20.14-134	Rostrevor OC
Tea Tree Gully	8.7-55	8.14-62	Henley
Portland	15.13-103	18.10-118	Gaza
Salisbury North	10.20-80	11.12-78	Port District
Goodwood Saints	14.8-92	4.9-33	Adelaide University

Round 13		12-Jul-14	
Rostrevor OC	16.10-106	6.9-45	Tea Tree Gully
St Peter's OC	11.5-71	8.9-57	Port District
Henley	5.12-42	13.11-89	Goodwood Saints
Gaza	9.14-68	10.7-67	Salisbury North
Adelaide University	7.13-55	9.7-61	Portland

Round 14		19-Jul-14	
St Peter's OC	2.4-16	11.9-75	Gaza
Goodwood Saints	11.9-75	4.7-31	Rostrevor OC
Tea Tree Gully	18.21-129	7.3-45	Port District
Salisbury North	11.10-76	14.13-97	Portland
Adelaide University	11.8-74	14.8-92	Henley

Round 15		2-Aug-14	
Adelaide University	8.14-62	9.8-62	Port District
St Peter's OC	7.5-47	8.9-57	Portland
Goodwood Saints	16.7-103	9.6-60	Gaza
Henley	6.7-43	9.15-69	Rostrevor OC
Tea Tree Gully	18.14-122	11.6-72	Salisbury North

Round 16		9-Aug-14	
St Peter's OC	6.4-40	29.15-189	Tea Tree Gully
Gaza	18.12-120	9.10-64	Adelaide University
Port District	12.8-80	16.13-109	Henley
Portland	12.8-80	26.13-169	Rostrevor OC
Salisbury North	10.8-68	14.16-100	Goodwood Saints

Round 17		16-Aug-14	
Rostrevor OC	9.13-67	11.11-77	Port District
Goodwood Saints	28.15-183	5.4-34	St Peter's OC
Henley	15.12-102	11.9-75	Gaza
Tea Tree Gully	27.13-175	10.13-73	Portland
Adelaide University	17.9-111	15.14-104	Salisbury North

Round 18		23-Aug-14	
Rostrevor OC	17.12-114	8.8-56	Adelaide University
Gaza	11.11-77	18.11-119	Tea Tree Gully
Port District	11.2-68	12.9-81	Goodwood Saints
Portland	12.4-76	13.17-95	Henley
Salisbury North	19.22-136	11.12-78	St Peter's OC

ELIMINATION FINAL		30-Aug-14	
Tea Tree Gully	18.15-123	18.12-120	Salisbury North

QUALIFYING FINAL		30-Aug-14	
Rostrevor OC	9.14-68	9.8-62	Henley

2nd SEMI FINAL		6-Sep-14	
Goodwood Saints	12.8-80	12.12-84	Rostrevor OC

1st SEMI FINAL		6-Sep-14	
Henley	17.10-112	14.8-92	Tea Tree Gully

PRELIMINARY FINAL		13-Sep-14	
Goodwood Saints	12.14-86	12.7-79	Henley

GRAND FINAL		20-Sep-14	
Rostrevor OC	7.7-49	14.10-94	Goodwood Saints

## SIR MARK MITCHELL SHIELD

## Payneham NU



Team	P	W	L	D	F	A	%	PTS
Payneham NU	18	17	1	0	1784	1287	58.09	34
Scotch OC	18	13	5	0	1759	1222	59.01	26
Prince Alfred OC	18	11	7	0	1496	1339	52.77	22
Broadview	18	8	10	0	1400	1402	49.96	16
Sacred Heart OC	18	8	10	0	1220	1317	48.09	16
Walkerville	18	8	10	0	1403	1608	46.6	16
SMOSH West Lakes	18	7	11	0	1179	1551	43.19	14
Gepps Cross	18	6	12	0	1262	1322	48.84	12
PHOS Camden	18	6	12	0	1378	1535	47.31	12
Flinders Park	18	6	12	0	1255	1553	44.69	12

## F A BLOCH MEDAL



## Angus Twopeny

Scotch OC

## Fraser Marshall

Walkerville



Fraser	Marshall	Walkerville	18
<b>Angus</b>	<b>Twopeny</b>	<b>Scotch OC</b>	<b>18</b>
Scott	Burnett	Broadview	17
Justin	Cicolella	SMOSH West Lakes	14
Aaron	Bergsma	PHOS Camden	13
Donald	Nicolson	Scotch OC	13
William	Hugo	Prince Alfred OC	12
Matthew	Jacquier	PHOS Camden	12
Nathan	Grocke	Broadview	11
Sven	Surikov	Payneham NU	11
William	Thorpe	Scotch OC	11
Alexander	Stengle	Gepps Cross	11
Louis	Martin	Payneham NU	10
Mathew	Gates	SMOSH West Lakes	10
Jack	Juniper	Sacred Heart OC	9
Athanasi	Agorastos	Payneham NU	9
Paul	Lowe	Payneham NU	9
Jonathan	Giannini	Payneham NU	8
Ryan	Madden	Walkerville	8
Paul	Cahill	Scotch OC	8

## PETER HAYNES MEMORIAL TROPHY

## Nick Jolly

Payneham NU



Nick	Jolly	Payneham NU	57
Johnny	Boras	Broadview	50
Paul	Cahill	Scotch OC	49
Charlie	Rae	SMOSH West Lakes	42
Braydn	Fisher	Walkerville	39
William	Thorpe	Scotch OC	38
Matthew	Jacquier	PHOS Camden	36
Craig	Tasborski	Sacred Heart OC	33
Tristan	Carcuro	Sacred Heart OC	31
Karl	Siebels	Prince Alfred OC	31
Daniel	Cahill	Scotch OC	30
Peter	Smith	Gepps Cross	29
Jamahl	Liddle	Gepps Cross	28
Drew	Clayfield	Prince Alfred OC	27
Thomas	Beilby	Scotch OC	26
Joe	Beilby	Scotch OC	24
Paul	Lowe	Payneham NU	23
Josh	Thurgood	Gepps Cross	22
Brett	Heintze	Walkerville	24

Round 1			5-Apr-14
Broadview	13.13-91	9.6-60	PHOS Camden
Gepps Cross	11.9-75	14.10-94	Sacred Heart OC
Flinders Park	11.17-83	11.14-80	Walkerville
Prince Alfred OC	9.7-61	17.12-114	Payneham NU
SMOSH West Lakes	4.7-31	13.14-92	Scotch OC
Round 2			12-Apr-14
PHOS Camden	6.11-47	7.8-50	Gepps Cross
Payneham NU	11.11-77	17.9-111	Broadview
Sacred Heart OC	10.12-72	10.14-74	SMOSH West Lakes
Scotch OC	17.15-117	10.9-69	Flinders Park
Walkerville	12.13-85	21.9-135	Prince Alfred OC
Round 3			25-Apr-14
Broadview	15.10-100	12.7-79	Walkerville
SMOSH West Lakes	16.5-101	14.7-91	PHOS Camden
Sacred Heart OC	9.5-59	18.13-121	Scotch OC
Gepps Cross	6.12-48	7.18-60	Payneham NU
Prince Alfred OC	18.7-115	13.4-82	Flinders Park
Round 4			3-May-14
PHOS Camden	10.10-70	11.13-79	Sacred Heart OC
Flinders Park	10.12-72	9.13-67	Broadview
Payneham NU	16.16-112	7.11-53	SMOSH West Lakes
Scotch OC	12.10-82	11.9-75	Prince Alfred OC
Walkerville	9.10-64	14.9-93	Gepps Cross
Round 5			10-May-14
Sacred Heart OC	6.8-44	20.16-136	Payneham NU
Broadview	10.11-71	16.5-101	Prince Alfred OC
PHOS Camden	13.6-84	21.9-135	Scotch OC
Gepps Cross	12.12-84	8.12-60	Flinders Park
SMOSH West Lakes	7.15-57	10.10-70	Walkerville
Round 6			17-May-14
Flinders Park	13.16-94	15.7-97	SMOSH West Lakes
Prince Alfred OC	13.7-85	12.11-83	Gepps Cross
Payneham NU	22.9-141	12.10-82	PHOS Camden
Scotch OC	17.15-117	14.8-92	Broadview
Walkerville	12.9-81	9.14-68	Sacred Heart OC
Round 7			24-May-14
PHOS Camden	11.10-76	17.11-113	Walkerville
Gepps Cross	11.5-71	15.6-96	Broadview
Sacred Heart OC	15.8-98	14.12-96	Flinders Park
Scotch OC	15.16-106	16.12-108	Payneham NU
SMOSH West Lakes	12.8-80	12.11-83	Prince Alfred OC
Round 8			31-May-14
Broadview	13.11-89	5.10-40	SMOSH West Lakes
Gepps Cross	7.9-51	9.9-63	Scotch OC
Flinders Park	5.7-37	12.9-81	PHOS Camden
Prince Alfred OC	8.6-54	6.10-46	Sacred Heart OC
Walkerville	9.12-66	13.12-90	Payneham NU
Round 9			14-Jun-14
Sacred Heart OC	8.10-58	7.11-53	Broadview
PHOS Camden	6.15-51	12.7-79	Prince Alfred OC
Payneham NU	18.6-114	11.11-77	Flinders Park
Walkerville	15.7-97	13.14-92	Scotch OC
SMOSH West Lakes	7.8-50	15.10-100	Gepps Cross

Round 10			21-Jun-14
PHOS Camden	19.13-127	9.8-62	Broadview
Payneham NU	14.8-92	12.10-82	Prince Alfred OC
Sacred Heart OC	15.8-98	8.7-55	Gepps Cross
Scotch OC	24.10-154	6.12-48	SMOSH West Lakes
Walkerville	7.5-47	9.14-68	Flinders Park
Round 11			28-Jun-14
Broadview	11.7-73	11.9-75	Payneham NU
Gepps Cross	8.6-54	8.17-65	PHOS Camden
Flinders Park	3.3-21	10.15-75	Scotch OC
Prince Alfred OC	12.19-91	13.6-84	Walkerville
SMOSH West Lakes	8.2-50	4.14-38	Sacred Heart OC
Round 12			5-Jul-14
PHOS Camden	9.10-64	5.3-33	SMOSH West Lakes
Flinders Park	12.8-80	7.10-52	Prince Alfred OC
Payneham NU	13.9-87	10.10-70	Gepps Cross
Scotch OC	8.5-53	11.8-74	Sacred Heart OC
Walkerville	9.13-67	10.11-71	Broadview
Round 13			12-Jul-14
Broadview	15.5-95	7.7-49	Flinders Park
Gepps Cross	7.17-59	10.3-63	Walkerville
Prince Alfred OC	8.10-58	10.5-65	Scotch OC
Sacred Heart OC	13.7-85	8.7-55	PHOS Camden
SMOSH West Lakes	7.13-55	14.5-89	Payneham NU
Round 14			19-Jul-14
Flinders Park	10.14-74	9.12-66	Gepps Cross
Prince Alfred OC	13.14-92	5.9-39	Broadview
Payneham NU	10.14-74	8.6-54	Sacred Heart OC
Scotch OC	11.8-74	6.9-45	PHOS Camden
Walkerville	16.11-107	10.9-69	SMOSH West Lakes
Round 15			2-Aug-14
Broadview	8.5-53	12.10-82	Gepps Cross
Flinders Park	12.5-77	10.10-70	Sacred Heart OC
Prince Alfred OC	15.10-100	7.8-50	SMOSH West Lakes
Payneham NU	12.8-80	11.9-75	Scotch OC
Walkerville	18.4-112	17.9-111	PHOS Camden
Round 16			9-Aug-14
PHOS Camden	15.10-100	13.11-89	Flinders Park
Sacred Heart OC	9.11-65	11.11-77	Prince Alfred OC
Payneham NU	21.16-142	11.13-79	Walkerville
Scotch OC	16.11-107	12.14-86	Gepps Cross
SMOSH West Lakes	13.11-89	13.8-86	Broadview
Round 17			16-Aug-14
Broadview	9.5-59	10.6-66	Sacred Heart OC
Gepps Cross	7.13-55	14.4-88	SMOSH West Lakes
Flinders Park	10.12-72	12.9-81	Payneham NU
Prince Alfred OC	13.10-88	12.18-90	PHOS Camden
Scotch OC	23.13-151	8.4-52	Walkerville
Round 18			23-Aug-14
Sacred Heart OC	7.10-52	8.9-57	Walkerville
Broadview	14.8-92	12.8-80	Scotch OC
PHOS Camden	10.19-79	17.10-112	Payneham NU
Gepps Cross	11.14-80	9.14-68	Prince Alfred OC
SMOSH West Lakes	17.12-114	8.7-55	Flinders Park

ELIMINATION FINAL			30-Aug-14
Broadview	6.9-45	20.16-136	Sacred Heart OC

QUALIFYING FINAL			30-Aug-14
Scotch OC	14.12-96	17.12-114	Prince Alfred OC

2nd SEMI FINAL			6-Sep-14
Payneham NU	15.14-104	13.9-87	Prince Alfred OC

1st SEMI FINAL			6-Sep-14
Scotch OC	7.13-55	16.10-106	Sacred Heart OC

PRELIMINARY FINAL			13-Sep-14
Prince Alfred OC	6.8-44	15.10-100	Sacred Heart OC

GRAND FINAL			20-Sep-14
Payneham NU	15.11-101	13.6-84	Sacred Heart OC



## DARNLEY NAYLOR SHIELD

### Modbury



Team	P	W	L	D	F	A	%	PTS
Unley Mercedes Jets	18	15	3	0	2397	1107	68.41	30
Seaton Ramblers	18	15	3	0	2355	1237	65.56	30
Modbury	18	14	4	0	2195	1115	66.31	28
Pembroke OS	18	13	5	0	2263	1114	67.01	26
Old Ignatians	18	10	8	0	1943	1442	57.4	20
Athelstone	18	8	10	0	1912	1534	55.48	16
Plympton	18	7	11	0	1829	1603	53.29	14
Mitcham	18	6	12	0	1890	1650	53.39	12
Salisbury	18	2	16	0	979	1879	34.25	4
Kilburn	18	0	18	0	144	5106	2.74	0

### D G MCKAY MEDAL

### LEADING GOALKICKER TROPHY

### Luke Walsh

Seaton Ramblers



Luke	Walsh	Seaton Ramblers	21
Samuel	Cooke	Old Ignatians	19
Matthew	Rowe	Mitcham	18
Nicholas	Wark	Unley Mercedes Jets	17
Timothy	Davey	Modbury	17
Damian	Hynes	Seaton Ramblers	17
Scott	Wightman	Pembroke OS	16
Todd	Stanton	Modbury	13
Nick	Stuart	Unley Mercedes Jets	11
Nathan	Chettle	Unley Mercedes Jets	11
Matt	Fogden	Modbury	11
Fraser	Pinkney	Pembroke OS	11
Sam	Hofmeyer	Modbury	10
Jesse	Duval	Unley Mercedes Jets	8
Jarrad	Brunnahan	Seaton Ramblers	8
Luke	Rochester	Seaton Ramblers	8
Bryan	Leahy	Seaton Ramblers	8
Thomas	Evans	Pembroke OS	7
Daniel	Hardy	Mitcham	7
Andrew	Khabbaz	Unley Mercedes Jets	7

### Nicholas Wark

Unley Mercedes Jets



Nicholas	Wark	Unley Mercedes Jets	92
Thomas	Evans	Pembroke OS	75
Josh	Sykes	Athelstone	70
Stephen	White	Unley Mercedes Jets	68
Korey	Loechel	Seaton Ramblers	63
Damian	Hynes	Seaton Ramblers	52
Leith	Marston	Plympton	51
Chris	Scherwitz	Seaton Ramblers	48
Steven	Willment	Athelstone	39
Alex	Holbrook	Pembroke OS	38
Timothy	Davey	Modbury	35
Steven	Webster	Mitcham	35
Kenton	Johns	Modbury	34
Christopher	Burns	Modbury	30
Matthew	Rowe	Mitcham	30
Jackson	Jurisevic	Old Ignatians	29
James	Vanderhaak	Plympton	29
Chase	McPeake	Athelstone	28
Jaiden	Pengelly	Pembroke OS	28
Luke	Heaslip	Unley Mercedes Jets	28



Round 1			5-Apr-14
Kilburn	1.0-6	54.23-347	Seaton Ramblers
Pembroke OS	9.10-64	13.16-94	Modbury
Old Ignatians	9.9-63	8.10-58	Plympton
Athelstone	8.8-56	14.18-102	Unley Mercedes Jets
Salisbury	9.8-62	16.10-106	Mitcham

Round 2			12-Apr-14
Modbury	8.11-59	13.11-89	Old Ignatians
Unley Mercedes Jets	63.29-407	2.0-12	Kilburn
Seaton Ramblers	16.11-107	11.8-74	Pembroke OS
Plympton	20.8-128	8.7-55	Salisbury
Mitcham	15.15-105	14.5-89	Athelstone

Round 3			26-Apr-14
Athelstone	13.12-90	17.12-114	Plympton
Pembroke OS	67.35-437	0.1-1	Kilburn
Old Ignatians	15.12-102	10.15-75	Seaton Ramblers
Mitcham	10.7-67	13.10-88	Unley Mercedes Jets
Salisbury	7.8-50	24.17-161	Modbury

Round 4			3-May-14
Kilburn	1.3-9	40.20-260	Old Ignatians
Unley Mercedes Jets	15.13-103	13.7-85	Pembroke OS
Modbury	16.20-116	4.7-31	Athelstone
Seaton Ramblers	20.19-139	4.5-29	Salisbury
Plympton	16.10-106	7.8-50	Mitcham

Round 5			10-May-14
Pembroke OS	14.21-105	10.6-66	Old Ignatians
Unley Mercedes Jets	29.14-188	9.2-56	Plympton
Athelstone	17.3-105	21.7-133	Seaton Ramblers
Mitcham	10.11-71	16.15-111	Modbury
Salisbury	34.3-207	0.0-0	Kilburn

Round 6			17-May-14
Kilburn	1.0-6	50.22-322	Athelstone
Pembroke OS	23.15-153	6.2-38	Salisbury
Old Ignatians	13.14-92	18.14-122	Unley Mercedes Jets
Modbury	17.10-112	13.6-84	Plympton
Seaton Ramblers	18.19-127	15.8-98	Mitcham

Round 7			24-May-14
Unley Mercedes Jets	21.15-141	16.9-105	Modbury
Athelstone	13.10-88	9.17-71	Pembroke OS
Plympton	8.8-56	13.18-96	Seaton Ramblers
Mitcham	61.25-391	2.2-14	Kilburn
Salisbury	8.5-53	15.18-108	Old Ignatians

Round 8			31-May-14
Kilburn	2.1-13	33.27-225	Plympton
Pembroke OS	18.13-121	6.9-45	Mitcham
Old Ignatians	10.15-75	12.11-83	Athelstone
Seaton Ramblers	11.11-77	5.9-39	Modbury
Salisbury	5.6-36	15.10-100	Unley Mercedes Jets

Round 9			14-Jun-14
Unley Mercedes Jets	14.12-96	10.12-72	Seaton Ramblers
Athelstone	19.8-122	10.7-67	Salisbury
Modbury	51.33-339	0.0-0	Kilburn
Plympton	7.9-51	16.14-110	Pembroke OS
Mitcham	13.10-88	18.13-121	Old Ignatians

Round 10			21-Jun-14
Unley Mercedes Jets	12.14-86	10.2-62	Athelstone
Modbury	12.15-87	10.12-72	Pembroke OS
Seaton Ramblers	48.25-313	3.3-21	Kilburn
Plympton	16.15-111	13.8-86	Old Ignatians
Mitcham	11.11-77	10.7-67	Salisbury

Round 11			28-Jun-14
Kilburn	0.0-0	39.26-260	Unley Mercedes Jets
Pembroke OS	14.15-99	11.10-76	Seaton Ramblers
Old Ignatians	9.4-58	11.7-73	Modbury
Athelstone	12.10-82	10.6-66	Mitcham
Salisbury	4.6-30	7.8-50	Plympton

Round 12			5-Jul-14
Kilburn	0.0-0	34.3-207	Pembroke OS
Unley Mercedes Jets	14.10-94	6.11-47	Mitcham
Modbury	16.21-117	1.4-10	Salisbury
Seaton Ramblers	16.15-111	9.7-61	Old Ignatians
Plympton	8.7-55	12.7-79	Athelstone

Round 13			12-Jul-14
Pembroke OS	10.20-80	9.10-64	Unley Mercedes Jets
Old Ignatians	43.30-288	2.1-13	Kilburn
Athelstone	12.9-81	12.10-82	Modbury
Mitcham	16.9-105	7.12-54	Plympton
Salisbury	11.7-73	12.15-87	Seaton Ramblers

Round 14			19-Jul-14
Kilburn	3.3-21	36.12-228	Salisbury
Modbury	19.12-126	6.9-45	Mitcham
Seaton Ramblers	22.11-143	8.8-56	Athelstone
Plympton	9.8-62	18.15-123	Unley Mercedes Jets
Old Ignatians	12.6-78	20.10-130	Pembroke OS

Round 15			26-Jul-14
Unley Mercedes Jets	17.11-113	9.8-62	Old Ignatians
Athelstone	43.40-298	1.0-6	Kilburn
Plympton	5.11-41	17.12-114	Modbury
Mitcham	12.5-77	15.12-102	Seaton Ramblers
Salisbury	4.2-26	28.20-188	Pembroke OS

Round 16			2-Aug-14
Kilburn	2.2-14	41.26-272	Mitcham
Pembroke OS	16.15-111	9.8-62	Athelstone
Old Ignatians	12.8-80	0.3-3	Salisbury
Modbury	12.13-85	12.7-79	Unley Mercedes Jets
Seaton Ramblers	19.18-132	14.2-86	Plympton

Round 17			9-Aug-14
Unley Mercedes Jets	24.17-161	3.7-25	Salisbury
Athelstone	19.11-125	19.15-129	Old Ignatians
Modbury	13.11-89	17.13-115	Seaton Ramblers
Plympton	67.31-433	0.1-1	Kilburn
Mitcham	10.9-69	22.15-147	Pembroke OS

Round 18			16-Aug-14
Kilburn	1.1-7	43.28-286	Modbury
Pembroke OS	23.18-156	9.5-59	Plympton
Old Ignatians	19.11-125	15.21-111	Mitcham
Seaton Ramblers	14.19-103	10.10-70	Unley Mercedes Jets
Salisbury	10.7-67	11.15-81	Athelstone

ELIMINATION FINAL			23-Aug-14
Pembroke OS	19.13-127	11.7-73	Old Ignatians

QUALIFYING FINAL			23-Aug-14
Seaton Ramblers	8.15-63	22.21-153	Modbury

2nd SEMI FINAL			30-Aug-14
Unley Mercedes Jets	15.24-114	12.12-84	Modbury

1st SEMI FINAL			30-Aug-14
Seaton Ramblers	9.14-68	13.13-91	Pembroke OS

PRELIMINARY FINAL			6-Sep-14
Modbury	16.11-107	8.8-56	Pembroke OS

GRAND FINAL			13-Sep-14
Unley Mercedes Jets	8.18-66	12.9-81	Modbury

TIDEMAN SHIELD

## Golden Grove



Team	P	W	L	D	F	A	%	PTS
Golden Grove	18	17	1	0	2426	985	71.12	34
Salisbury West	18	16	2	0	2515	1179	68.08	32
Eastern Park	18	15	3	0	2256	1381	62.03	30
Hope Valley	18	9	9	0	1415	1681	45.7	18
Pooraka	18	8	10	0	1568	1618	49.22	16
Kenilworth	18	7	11	0	1129	1818	38.31	14
Hectorville	18	6	12	0	1204	1502	44.49	12
Glenunga	18	6	12	0	1376	1843	42.75	12
Woodville South	18	5	13	0	1261	1716	42.36	10
Pulteney	18	1	17	0	934	2361	28.35	2

### A C E TRELOAR MEDAL

### LEADING GOAL KICKER TROPHY

**Mark Rowe**  
Salisbury West



**Shane Scudds**  
Golden Grove



Mark	Rowe	Salisbury West	28
Matthew	Stent	Golden Grove	19
Dale	Armstrong	Pooraka	17
Steven	Wellington	Salisbury West	15
Joel	Aish	Pulteney	15
Matt	Pendlington	Golden Grove	14
Kym	Sumner	Eastern Park	12
Corey	Pressler	Golden Grove	12
Corey	Coad	Eastern Park	12
Sam	Scudds	Golden Grove	11
Peter	Diedrichsen	Eastern Park	11
Jake	Mazzone	Hectorville	11
Alex	Winter	Eastern Park	10
Luke	Gane	Kenilworth	9
Samuel	Haniford	Woodville South	9
Matthew	Camplin	Salisbury West	9
Anthony	Paradiso	Pooraka	9
Shane	Scudds	Golden Grove	9
Paul	Wootton	Hectorville	8
Ricky	Hansen	Woodville South	8

Shane	Scudds	Golden Grove	80
Shawn	Mansell	Eastern Park	66
Dylan	Brooks	Salisbury West	62
Michael	McNeil	Woodville South	46
Matthew	Camplin	Salisbury West	48
Scott	McIntyre	Salisbury West	43
Jarrad	Sykes	Golden Grove	38
Matthew	Stent	Golden Grove	38
Tim	Aloisi	Salisbury West	38
Brock	Castree	Golden Grove	37
Michael	Gower	Hope Valley	39
Matt	Pendlington	Golden Grove	34
Joel	Aish	Pulteney	34
Thomas	Oliver	Golden Grove	33
Jake	Mazzone	Hectorville	31
Maurice	Freeman	Eastern Park	31
Daniel	Starr	Eastern Park	30
Jed	Pfeiffer	Hope Valley	30
Darrell	McIntyre	Salisbury West	30



## NINE NEWS DIVISION 4 RESULTS

Round 1			5-Apr-14
Eastern Park	21.13-139	11.8-74	Hope Valley
Golden Grove	24.11-155	9.8-62	Woodville South
Pulteney	8.4-52	29.18-192	Glenunga
Kenilworth	10.7-67	10.15-75	Pooraka
Salisbury West	22.8-140	6.6-42	Hectorville
Round 2			12-Apr-14
Hectorville	8.6-54	9.10-64	Kenilworth
Hope Valley	18.15-123	8.1-49	Pulteney
Pooraka	9.17-71	17.14-116	Eastern Park
Woodville South	14.12-96	15.14-104	Salisbury West
Glenunga	7.13-55	19.20-134	Golden Grove
Round 3			25-Apr-14
Hope Valley	16.14-110	10.15-75	Glenunga
Salisbury West	10.8-68	16.11-107	Golden Grove
Kenilworth	14.5-89	12.16-88	Woodville South
Eastern Park	19.20-134	13.6-84	Hectorville
Pulteney	9.5-59	17.15-117	Pooraka
Round 4			3-May-14
Hectorville	17.10-112	10.10-70	Pulteney
Golden Grove	30.18-198	7.11-53	Kenilworth
Pooraka	5.8-38	6.13-49	Hope Valley
Woodville South	12.4-76	23.13-151	Eastern Park
Glenunga	14.16-100	18.8-116	Salisbury West
Round 5			10-May-14
Eastern Park	15.9-99	17.13-115	Golden Grove
Hope Valley	13.3-81	16.8-104	Hectorville
Pulteney	13.11-89	16.13-109	Woodville South
Kenilworth	4.4-28	20.15-135	Salisbury West
Glenunga	15.15-105	15.14-104	Pooraka
Round 6			17-May-14
Hectorville	11.8-74	16.9-105	Pooraka
Golden Grove	20.34-154	4.8-32	Pulteney
Woodville South	13.9-87	6.12-48	Hope Valley
Kenilworth	18.17-125	12.12-84	Glenunga
Salisbury West	25.12-162	15.7-97	Eastern Park
Round 7			24-May-14
Pulteney	6.3-39	30.16-196	Salisbury West
Eastern Park	28.22-190	6.5-41	Kenilworth
Hope Valley	7.9-51	23.16-154	Golden Grove
Pooraka	18.16-124	13.10-88	Woodville South
Glenunga	8.14-62	11.18-84	Hectorville
Round 8			31-May-14
Eastern Park	17.16-118	7.14-56	Glenunga
Golden Grove	26.11-167	8.8-56	Pooraka
Woodville South	4.12-36	6.19-55	Hectorville
Kenilworth	16.10-106	6.12-48	Pulteney
Salisbury West	24.16-160	10.4-64	Hope Valley
Round 9			14-Jun-14
Hectorville	5.8-38	7.17-59	Golden Grove
Hope Valley	22.12-144	5.17-47	Kenilworth
Pooraka	10.8-68	18.17-125	Salisbury West
Pulteney	10.4-64	21.17-143	Eastern Park
Glenunga	14.14-98	9.16-70	Woodville South

Round 10			21-May-14
Hectorville	10.10-70	15.6-96	Salisbury West
Hope Valley	11.9-75	18.11-119	Eastern Park
Pooraka	14.12-96	5.6-36	Kenilworth
Woodville South	3.5-23	15.19-109	Golden Grove
Glenunga	7.20-62	5.9-39	Pulteney
Round 11			28-May-14
Eastern Park	18.18-126	4.17-41	Pooraka
Golden Grove	23.22-160	7.13-55	Glenunga
Pulteney	5.10-40	7.13-55	Hope Valley
Kenilworth	5.10-40	5.9-39	Hectorville
Salisbury West	22.21-153	7.11-53	Woodville South
Round 12			5-Jul-14
Hectorville	12.10-82	14.7-91	Eastern Park
Golden Grove	10.8-68	16.17-113	Salisbury West
Pooraka	21.26-152	5.3-33	Pulteney
Woodville South	12.13-85	11.11-77	Kenilworth
Glenunga	7.9-51	13.7-85	Hope Valley
Round 13			12-Jul-14
Eastern Park	17.14-116	7.7-49	Woodville South
Hope Valley	13.8-86	10.9-69	Pooraka
Pulteney	9.10-64	15.5-95	Hectorville
Kenilworth	6.8-44	14.13-97	Golden Grove
Salisbury West	32.18-210	5.1-31	Glenunga
Round 14			19-Jul-14
Hectorville	9.7-61	12.7-79	Hope Valley
Golden Grove	15.10-100	9.13-67	Eastern Park
Pooraka	21.11-137	8.7-55	Glenunga
Woodville South	10.19-79	6.10-46	Pulteney
Salisbury West	24.16-160	3.9-27	Kenilworth
Round 15			26-Jul-14
Eastern Park	16.10-106	14.7-91	Salisbury West
Hope Valley	11.19-85	8.5-53	Woodville South
Pooraka	12.9-81	7.9-51	Hectorville
Pulteney	2.6-18	30.15-195	Golden Grove
Glenunga	5.10-40	6.9-45	Kenilworth
Round 16			2-Aug-14
Hectorville	9.4-58	14.9-93	Glenunga
Golden Grove	19.22-136	4.7-31	Hope Valley
Woodville South	15.8-98	13.16-94	Pooraka
Kenilworth	7.7-49	13.14-92	Eastern Park
Salisbury West	22.18-150	4.4-28	Pulteney
Round 17			9-Aug-14
Hectorville	7.10-52	6.5-41	Woodville South
Hope Valley	13.8-86	31.19-205	Salisbury West
Pooraka	10.11-71	23.14-152	Golden Grove
Pulteney	15.14-104	14.13-97	Kenilworth
Glenunga	14.7-91	19.14-128	Eastern Park
Round 18			16-Aug-14
Eastern Park	33.26-224	9.6-60	Pulteney
Golden Grove	25.16-166	7.7-49	Hectorville
Woodville South	10.8-68	10.11-71	Glenunga
Kenilworth	14.10-94	14.5-89	Hope Valley
Salisbury West	19.17-131	10.9-69	Pooraka

ELIMINATION FINAL			23-Aug-14
Hope Valley	10.12-72	10.13-73	Pooraka

QUALIFYING FINAL			23-Aug-14
Salisbury West	13.16-94	9.10-64	Eastern Park

2nd SEMI FINAL			30-Aug-14
Golden Grove	8.17-65	17.17-119	Salisbury West

1st SEMI FINAL			30-Aug-14
Eastern Park	16.22-118	12.11-83	Pooraka

PRELIMINARY FINAL			6-Sep-14
Golden Grove	14.18-102	15.7-97	Eastern Park

GRAND FINAL			13-Sep-14
Salisbury West	9.4-58	15.17-107	Golden Grove



C B SANGSTER SHIELD

# Westminster OS



Team	P	W	L	D	F	A	%	PTS
North Haven	18	14	3	1	1791	1076	62.47	29
Colonel Light Gdns	18	13	5	0	1970	1226	61.64	26
Elizabeth	18	12	6	0	1843	1336	57.97	24
CBC Old Collegians	18	11	7	0	1620	1402	53.61	22
Westminster OS	18	10	8	0	1528	1415	51.92	20
Adelaide Lutheran	18	9	9	0	1308	1206	52.03	18
Para Hills	18	9	9	0	1552	1457	51.58	18
Greenacres	18	7	11	0	1494	1379	52	14
Trinity OS	18	4	13	1	1185	1534	43.58	9
Brahma Lodge	18	0	18	0	737	2997	19.74	0

J B DICKER MEDAL

LEADING GOAL KICKER TROPHY

## Ben Bamford Greenacres



## Arren Harvey Colonel Light Gardens



Ben	Bamford	Greenacres	17
Brandon	Olszewski	Elizabeth	16
Josh	Bennett	Colonel Light Gardens	16
Christopher	Koenig	Adelaide Lutheran	15
Arren	Harvey	Colonel Light Gardens	14
Lynton	Power	Para Hills	14
Tom	Lipson	North Haven	13
Stephen	Dubrich	CBC Old Collegians	12
Van Me	Nguyen	Para Hills	12
Matthew	Newman	Westminster OS	12
Sam	Marshall	Colonel Light Gardens	11
Terrence	Sleep	Para Hills	10
Daniel	Scott-Collings	Colonel Light Gardens	10
Sam	Peters	Trinity OS	10
Ty	Allen	Adelaide Lutheran	9
Matthew	Reed	North Haven	9
Shaun	Turner	CBC Old Collegians	9
Dylan	McIver	Elizabeth	9
Warren	Bowden	CBC Old Collegians	9
Thomas	Easton	Westminster OS	8

Arren	Harvey	Colonel Light Gdns	108
Tom	Lipson	North Haven	59
Trent	Payne	Elizabeth	57
Matthew	Reed	North Haven	53
Paul	Cree	Para Hills	51
Cohen	Mattner	North Haven	49
Alex	Cotter	Trinity OS	47
Christian	Puccini	CBC Old Collegians	45
Ben	Bamford	Greenacres	45
Jamie	Matthews	Colonel Light Gardens	40
Nicholas	Pilichiewicz	CBC Old Collegians	39
Jaran	Blethyn	Westminster OS	35
Matthew	Perry	Trinity OS	35
Damien	Keen	CBC Old Collegians	32
Mark	Egel	Elizabeth	30
Jacob	Shephard	Elizabeth	27
Ashley	Gilliland	Adelaide Lutheran	27
Luke	Nelson	Brahma Lodge	27
Daniel	Mason	Para Hills	26



## NINE NEWS DIVISION 5 RESULTS

Round 1			5-Apr-14
Elizabeth	15.8-98	21.19-145	Colonel Light Gdns
Brahma Lodge	1.4-10	34.14-218	CBC Old Collegians
Greenacres	12.17-89	7.18-60	Para Hills
Westminster OS	7.11-53	8.9-57	North Haven
Adelaide Lutheran	18.16-124	5.7-37	Trinity OS
Round 2			12-Apr-14
CBC Old Collegians	10.5-65	6.13-49	Greenacres
North Haven	10.9-69	9.9-63	Elizabeth
Colonel Light Gdns	16.12-108	10.8-68	Trinity OS
Adelaide Lutheran	26.18-174	4.9-33	Brahma Lodge
Para Hills	11.8-74	11.10-76	Westminster OS
Round 3			25-Apr-14
Greenacres	10.15-75	11.8-74	Adelaide Lutheran
Colonel Light Gdns	38.14-242	8.2-50	Brahma Lodge
Westminster OS	9.10-64	17.11-113	CBC Old Collegians
Trinity OS	14.7-91	17.13-115	Elizabeth
Para Hills	13.8-86	11.8-74	North Haven
Round 4			3-May-14
Elizabeth	23.17-155	5.3-33	Brahma Lodge
North Haven	13.14-92	3.4-22	Trinity OS
Colonel Light Gdns	19.14-128	6.15-51	Greenacres
Adelaide Lutheran	8.13-61	10.10-70	Westminster OS
Para Hills	11.9-75	10.10-70	CBC Old Collegians
Round 5			10-May-14
Brahma Lodge	12.12-84	16.17-113	Trinity OS
Greenacres	18.14-122	9.14-68	Elizabeth
Westminster OS	12.6-78	15.20-110	Colonel Light Gdns
North Haven	19.9-123	5.9-39	CBC Old Collegians
Para Hills	14.17-101	7.8-50	Adelaide Lutheran
Round 6			17-May-14
Elizabeth	16.13-109	8.12-60	Westminster OS
Brahma Lodge	5.0-30	28.16-184	North Haven
Colonel Light Gdns	20.17-137	4.7-31	Para Hills
Adelaide Lutheran	12.12-84	19.7-121	CBC Old Collegians
Trinity OS	8.6-54	8.10-58	Greenacres
Round 7			24-May-14
CBC Old Collegians	7.9-51	24.16-160	Colonel Light Gdns
Greenacres	35.21-231	4.3-27	Brahma Lodge
Westminster OS	17.13-115	12.8-80	Trinity OS
North Haven	15.16-106	10.4-64	Adelaide Lutheran
Para Hills	15.7-97	27.15-177	Elizabeth
Round 8			31-May-14
Elizabeth	19.11-125	10.6-66	CBC Old Collegians
Brahma Lodge	5.2-32	25.16-166	Westminster OS
Greenacres	6.12-48	12.8-80	North Haven
Colonel Light Gdns	7.8-50	10.4-64	Adelaide Lutheran
Trinity OS	14.9-93	8.6-54	Para Hills
Round 9			14-Jun-14
CBC Old Collegians	9.9-63	7.8-50	Trinity OS
Westminster OS	18.10-118	7.9-51	Greenacres
North Haven	22.12-144	10.11-71	Colonel Light Gdns
Adelaide Lutheran	9.9-63	10.12-72	Elizabeth
Para Hills	27.19-181	4.7-31	Brahma Lodge

Round 10			21-Jun-14
CBC Old Collegians	20.18-138	5.4-34	Brahma Lodge
North Haven	14.13-97	11.3-69	Westminster OS
Colonel Light Gdns	10.8-68	15.12-102	Elizabeth
Para Hills	12.9-81	6.10-46	Greenacres
Trinity OS	10.9-69	11.7-73	Adelaide Lutheran
Round 11			28-Jun-14
Elizabeth	12.13-85	9.6-60	North Haven
Brahma Lodge	2.3-15	13.19-97	Adelaide Lutheran
Greenacres	9.10-64	10.11-71	CBC Old Collegians
Westminster OS	14.10-94	12.8-80	Para Hills
Trinity OS	4.5-29	11.16-82	Colonel Light Gdns
Round 12			5-Jul-14
Elizabeth	17.14-116	6.3-39	Trinity OS
Brahma Lodge	9.7-61	18.20-128	Colonel Light Gdns
CBC Old Collegians	11.12-78	12.9-81	Westminster OS
North Haven	18.12-120	9.13-67	Para Hills
Adelaide Lutheran	12.8-80	10.11-71	Greenacres
Round 13			12-Jul-14
Brahma Lodge	5.2-32	26.18-174	Elizabeth
CBC Old Collegians	13.5-83	8.8-56	Para Hills
Greenacres	6.14-50	8.7-55	Colonel Light Gdns
Westminster OS	7.4-46	9.8-62	Adelaide Lutheran
Trinity OS	11.2-68	10.8-68	North Haven
Round 14			19-Jul-14
Elizabeth	13.10-88	6.13-49	Greenacres
CBC Old Collegians	10.5-65	18.11-119	North Haven
Colonel Light Gdns	15.17-107	8.13-61	Westminster OS
Adelaide Lutheran	8.12-60	5.4-34	Para Hills
Trinity OS	17.9-111	8.7-55	Brahma Lodge
Round 15			26-Jul-14
CBC Old Collegians	12.8-80	8.5-53	Adelaide Lutheran
Greenacres	11.11-77	5.5-35	Trinity OS
Westminster OS	12.13-85	8.8-56	Elizabeth
North Haven	21.24-150	8.5-53	Brahma Lodge
Para Hills	13.9-87	10.7-67	Colonel Light Gdns
Round 16			2-Aug-14
Elizabeth	10.7-67	15.1-91	Para Hills
Brahma Lodge	4.4-28	31.15-201	Greenacres
Colonel Light Gdns	14.12-96	19.13-127	CBC Old Collegians
Adelaide Lutheran	1.5-11	4.8-32	North Haven
Trinity OS	16.8-104	8.11-59	Westminster OS
Round 17			9-Aug-14
CBC Old Collegians	12.11-83	13.13-91	Elizabeth
Westminster OS	19.25-139	9.6-60	Brahma Lodge
North Haven	27.11-173	11.12-78	Greenacres
Adelaide Lutheran	4.7-31	17.10-112	Colonel Light Gdns
Para Hills	15.12-102	7.12-54	Trinity OS
Round 18			16-Aug-14
Elizabeth	12.10-82	12.11-83	Adelaide Lutheran
Brahma Lodge	10.9-69	29.21-195	Para Hills
Greenacres	12.12-84	13.16-94	Westminster OS
Colonel Light Gdns	15.14-104	5.13-43	North Haven
Trinity OS	9.14-68	14.5-89	CBC Old Collegians

ELIMINATION FINAL			23-Aug-14
CBC Old Collegians	10.13-73	12.16-88	Westminster OS

QUALIFYING FINAL			23-Aug-14
Colonel Light Gdns	17.9-111	14.18-102	Elizabeth

2nd SEMI FINAL			30-Aug-14
North Haven	14.8-92	12.10-82	Colonel Light Gdns

1st SEMI FINAL			30-Aug-14
Elizabeth	10.11-71	17.9-111	Westminster OS

PRELIMINARY FINAL			6-Sep-14
Colonel Light Gdns	14.13-97	17.18-120	Westminster OS

GRAND FINAL			13-Sep-14
North Haven	7.6-48	15.9-99	Westminster OS

## MERVYN EVANS SHIELD

## Blackfriars OS



Team	P	W	L	D	F	A	%	PTS
Blackfriars OS	18	16	2	0	2584	1161	69	32
West Croydon	18	15	3	0	2503	1379	64.48	30
Ingle Farm	18	14	4	0	2194	1012	68.43	28
Rosewater	18	13	5	0	2304	1103	67.63	26
Fitzroy	18	9	9	0	2138	1452	59.55	18
Lockleys	18	9	9	0	1835	1469	55.54	18
Mawson Lakes	18	4	14	0	1429	1768	44.7	8
Central United	18	8	10	0	1967	1627	54.73	7
Angle Vale	18	1	17	0	674	3710	15.37	2
Mitchell Park	18	1	17	0	554	3441	13.87	2

## A G BERT MEDAL

**Steven Cooper**  
West Croydon



Steven	Cooper	West Croydon	31
Jake	Williams	Rosewater	23
Matthew	Brincat	Blackfriars OS	19
Brad	Keast	Fitzroy	18
Bradley	Woodward (i)	Central United	18
Lee	Kennedy	Lockleys	17
Nicolas	Lynch	Ingle Farm	17
Phouc	Vo	Blackfriars OS	15
Jarrad	Schar	Rosewater	13
Steven	Gannell	Ingle Farm	12
Bradley	Hillman	Blackfriars OS	11
Dylan	Frank	Rosewater	11
George	Long	Ingle Farm	10
Adam	Cross	Rosewater	10
Sam	Murphy	Blackfriars OS	10
James	Bain	Central United	10
Samuel	Horsell	Blackfriars OS	9
Darren	King	Mawson Lakes	9
Christopher	McLean	Fitzroy	9
Aaron	Pligl	Ingle Farm	8

## LEADING GOAL KICKER TROPHY

**Nicholas Williams**

Rosewater

**James Bain**

Central United



Nicholas	Williams	Rosewater	103
James	Bain	Central United	103
Nicolas	Lynch	Ingle Farm	74
Christopher	McLean	Fitzroy	68
Mark	Demasi	Blackfriars OS	56
Travis	Hillman	Blackfriars OS	56
Jeb	Stubberfield	West Croydon	55
Cameron	McKinnon	West Croydon	51
Ben	Wiles	West Croydon	48
Andrew	Curyer	Ingle Farm	46
Andrew	Demasi	Blackfriars OS	44
Bradley	Woodward	Central United	43
Shaun	Grogan	Central United	42
Daniel	Hargraves	Fitzroy	43
Reece	Johnston	West Croydon	44
Jack	Sandercock	Blackfriars OS	37
Abe	Hill	Lockleys	37
Phouc	Vo	Blackfriars OS	33
Luke	Woodcock	West Croydon	31
Arthur	Tsakiridis	Fitzroy	29



Round 1			5-Apr-14
Rosewater	31.25-211	2.3-15	Angle Vale
West Croydon	19.24-138	9.16-70	Central United
Lockleys	10.8-68	12.14-86	Blackfriars OS
Mawson Lakes	26.12-168	3.5-23	Mitchell Park
Ingle Farm	16.16-112	12.13-85	Fitzroy
Round 2			12-Apr-14
Angle Vale	17.5-107	24.19-163	West Croydon
Fitzroy	9.16-70	11.13-79	Lockleys
Mitchell Park	4.2-26	47.30-312	Rosewater
Central United	8.4-52	18.15-123	Ingle Farm
Blackfriars OS	16.12-108	6.4-40	Mawson Lakes
Round 3			25-Apr-14
Rosewater	16.9-105	7.1-43	Mawson Lakes
Fitzroy	16.7-103	17.10-112	Blackfriars OS
Lockleys	12.13-85	14.8-92	Central United
West Croydon	38.33-261	3.3-21	Mitchell Park
Ingle Farm	34.26-230	4.8-32	Angle Vale
Round 4			3-May-14
Angle Vale	8.3-51	20.17-137	Lockleys
Mawson Lakes	12.9-81	17.10-112	West Croydon
Mitchell Park	3.4-22	39.9-243	Ingle Farm
Central United	8.12-60	18.15-123	Fitzroy
Blackfriars OS	9.14-68	19.19-133	Rosewater
Round 5			10-May-14
West Croydon	11.5-71	12.14-86	Rosewater
Fitzroy	33.26-224	4.3-27	Angle Vale
Lockleys	29.13-187	6.5-41	Mitchell Park
Ingle Farm	21.17-143	7.9-51	Mawson Lakes
Blackfriars OS	23.19-157	11.13-79	Central United
Round 6			17-May-14
Angle Vale	2.5-17	36.29-245	Central United
Rosewater	7.16-58	14.10-94	Ingle Farm
West Croydon	16.15-111	16.9-105	Blackfriars OS
Mawson Lakes	12.10-82	21.10-136	Lockleys
Mitchell Park	7.7-49	21.17-143	Fitzroy
Round 7			24-May-14
Fitzroy	17.14-116	6.12-48	Mawson Lakes
Lockleys	14.14-98	14.13-97	Rosewater
Central United	34.21-225	3.3-21	Mitchell Park
Ingle Farm	16.12-108	5.10-40	West Croydon
Blackfriars OS	71.34-460	5.1-31	Angle Vale
Round 8			31-May-14
Rosewater	15.11-101	5.12-42	Fitzroy
West Croydon	9.11-65	8.13-61	Lockleys
Mitchell Park	13.19-97	8.8-56	Angle Vale
Mawson Lakes	6.6-42	12.9-81	Central United
Ingle Farm	6.6-42	10.10-70	Blackfriars OS
Round 9			14-Jun-14
Angle Vale	5.12-42	28.17-185	Mawson Lakes
Fitzroy	18.13-121	19.10-124	West Croydon
Lockleys	6.9-45	19.12-126	Ingle Farm
Central United	12.12-84	22.14-146	Rosewater
Blackfriars OS	34.17-221	1.9-15	Mitchell Park

Round 10			21-Jun-14
Angle Vale	1.11-17	33.19-217	Rosewater
Fitzroy	10.7-67	28.18-186	Ingle Farm
Mitchell Park	5.5-35	21.13-139	Mawson Lakes
Central United	14.8-92	19.20-134	West Croydon
Blackfriars OS	16.13-109	10.9-69	Lockleys
Round 11			28-Jun-14
Rosewater	22.15-147	4.2-26	Mitchell Park
West Croydon	53.34-352	0.2-2	Angle Vale
Lockleys	6.5-41	11.7-73	Fitzroy
Mawson Lakes	4.7-31	9.14-68	Blackfriars OS
Ingle Farm	12.9-81	3.4-22	Central United
Round 12			5-Jul-14
Mitchell Park	1.6-12	27.17-179	West Croydon
Angle Vale	0.0-0	10.0-60	Ingle Farm
Mawson Lakes	8.6-54	18.14-122	Rosewater
Central United	14.13-97	15.12-102	Lockleys
Blackfriars OS	16.12-108	11.7-73	Fitzroy
Round 13			12-Jul-14
Lockleys	34.28-232	3.2-20	Angle Vale
Rosewater	10.14-74	14.14-98	Blackfriars OS
West Croydon	21.20-146	8.8-56	Mawson Lakes
Fitzroy	10.9-69	15.13-103	Central United
Ingle Farm	28.19-187	4.1-25	Mitchell Park
Round 14			19-Jul-14
Angle Vale	3.5-23	38.23-251	Fitzroy
Rosewater	13.11-89	15.13-103	West Croydon
Mawson Lakes	3.4-22	19.16-130	Ingle Farm
Mitchell Park	3.6-24	21.20-146	Lockleys
Central United	10.14-74	18.14-122	Blackfriars OS
Round 15			26-Jul-14
Fitzroy	46.14-290	4.2-26	Mitchell Park
Lockleys	17.7-109	8.11-59	Mawson Lakes
Central United	38.16-244	4.6-30	Angle Vale
Ingle Farm	7.7-49	9.13-67	Rosewater
Blackfriars OS	19.7-121	12.17-89	West Croydon
Round 16			2-Aug-14
Angle Vale	3.5-23	33.14-212	Blackfriars OS
Rosewater	19.22-136	10.9-69	Lockleys
West Croydon	24.14-158	10.12-72	Ingle Farm
Mitchell Park	4.3-27	24.12-156	Central United
Mawson Lakes	6.6-42	14.13-97	Fitzroy
Round 17			9-Aug-14
Angle Vale	20.9-129	7.5-47	Mitchell Park
Fitzroy	14.14-98	10.16-76	Rosewater
Lockleys	12.10-82	18.14-122	West Croydon
Central United	22.11-143	13.5-83	Mawson Lakes
Blackfriars OS	15.17-107	13.11-89	Ingle Farm
Round 18			16-Aug-14
Rosewater	18.19-127	7.6-48	Central United
West Croydon	20.15-135	14.9-93	Fitzroy
Mawson Lakes	30.23-203	8.4-52	Angle Vale
Mitchell Park	2.5-17	39.18-252	Blackfriars OS
Ingle Farm	18.11-119	13.11-89	Lockleys

ELIMINATION FINAL			23-Aug-14
Rosewater	19.7-121	11.13-79	Fitzroy

QUALIFYING FINAL			23-Aug-14
West Croydon	23.8-146	7.15-57	Ingle Farm

2nd SEMI FINAL			30-Aug-14
Blackfriars OS	18.8-116	14.9-93	West Croydon

1st SEMI FINAL			30-Aug-14
Ingle Farm	7.8-50	16.11-107	Rosewater

PRELIMINARY FINAL			6-Sep-14
West Croydon	13.18-96	14.21-105	Rosewater

GRAND FINAL			13-Sep-14
Blackfriars OS	23.10-148	9.15-69	Rosewater

## KEITH C SIMS SHIELD

### Smithfield



Team	P	W	L	D	F	A	%	PTS
Smithfield	16	16	0	0	456	2549	84.83	24
Houghton Districts	16	12	4	0	1088	1721	61.27	24
Adelaide University	16	11	5	0	1096	1670	60.38	22
North Pines	16	9	7	0	1322	1870	58.58	18
Modbury	16	8	8	0	1391	1093	44	16
Henley	16	7	9	0	1358	1209	47.1	14
Sacred Heart OC	16	5	11	0	1382	1075	43.75	10
SMOSH West Lakes	16	4	12	0	1657	1006	37.78	8
Wingfield Royals	16	0	16	0	2719	396	12.71	0

### K C SIMS MEDAL

### LEADING GOAL KICKER TROPHY

#### Ian Bellman Smithfield



Ian	Bellman	Smithfield	26
Dave	Keetch	Houghton Districts	26
Scott	Webber	Smithfield	12
Phillip	Dudley	North Pines	12
Cameron	Schutz	Houghton Districts	12
Scott	Vassal	Modbury	10
Anthony	Thompson	Smithfield	10
Edward	Lindsay	North Pines	9
Harley	Egel	Henley	9
Reggie	Wanganeen	North Pines	9
Patrick	Dolan	Adelaide University	9
Rav	Prakash	Sacred Heart OC	8
Craig	Fogden	Modbury	8
Jay	Horne	Houghton Districts	8
Ricky	O'Loughlin	North Pines	7
Evan	Bennetts	Henley	7
Harvey	Biggs	Adelaide University	6
Alex	Hurley	Sacred Heart OC	6
David	Loveder	Henley	6
Abdual	Zeon	SMOSH West Lakes	5

#### Phillip Dudley North Pines



Phillip	Dudley	North Pines	124
Scott	Webber	Smithfield	87
Michael	Gilling	Houghton Districts	62
Andrew	Mathews	Smithfield	61
Adam	Moss	Smithfield	49
Jamie	Lane	Smithfield	41
Sam	Sajn	Houghton Districts	34
Nick	Tait	Sacred Heart OC	31
Reggie	Wanganeen	North Pines	29
Alex	Ireland	Adelaide University	26
Jarrad	Fitzgerald	Adelaide University	25
Daniel	Mitchell	Modbury	24
Samual	Davenport	Houghton Districts	24
Benjamin	Eisner	Modbury	21
Arthur	Densley	Adelaide University	21
Michael	Johnston	Sacred Heart OC	21
Daniel	Polkinghorne	Adelaide University	20
Tate	Spurgeon	SMOSH West Lakes	20
Danny	De Souza-Priest	Henley	19

# NATIONAL 1 PLUMBING DIVISION 7 RESULTS

Round 1			5-Apr-14
North Pines			Bye
Modbury	32.18-210	1.2-8	Wingfield Royals
Houghton Districts	7.13-55	15.7-97	Adelaide University
Sacred Heart OC	6.10-46	11.7-73	Henley
Smithfield	22.12-144	3.6-24	SMOSH West Lakes
Round 2			12-Apr-14
SMOSH West Lakes			Bye
North Pines	10.2-62	22.12-144	Sacred Heart OC
Henley	8.19-67	6.7-43	Modbury
Adelaide University	8.10-58	19.19-133	Smithfield
Wingfield Royals	1.3-9	25.21-171	Houghton Districts
Round 3			26-Apr-14
Smithfield			Bye
Houghton Districts	12.14-86	10.6-66	Henley
Modbury	16.6-102	13.11-89	North Pines
Wingfield Royals	1.5-11	38.21-249	Adelaide University
Sacred Heart OC	13.14-92	5.5-35	SMOSH West Lakes
Round 4			3-May-14
North Pines	10.7-67	18.16-124	Houghton Districts
Henley	45.15-285	4.1-25	Wingfield Royals
Smithfield	30.19-199	5.6-36	Sacred Heart OC
SMOSH West Lakes	13.19-97	3.8-26	Modbury
Adelaide University			Bye
Round 5			10-May-14
Sacred Heart OC			Bye
Houghton Districts	21.19-145	5.6-36	SMOSH West Lakes
Modbury	1.1-7	25.20-170	Smithfield
Adelaide University	25.16-166	7.5-47	Henley
Wingfield Royals	4.7-31	34.18-222	North Pines
Round 6			17-May-14
Modbury			Bye
North Pines	22.11-143	7.7-49	Henley
Sacred Heart OC	6.8-44	9.20-74	Adelaide University
Smithfield	38.30-258	3.3-21	Houghton Districts
SMOSH West Lakes	30.16-196	4.2-26	Wingfield Royals
Round 7			24-May-14
Houghton Districts			Bye
Henley	16.12-108	8.4-52	SMOSH West Lakes
Modbury	11.13-79	9.12-66	Sacred Heart OC
Adelaide University	16.15-111	11.13-79	North Pines
Wingfield Royals	0.0-0	10.0-60	Smithfield
Round 8			31-May-14
Wingfield Royals			Bye
Modbury	5.7-37	8.11-59	Adelaide University
Sacred Heart OC	3.3-21	18.14-122	Houghton Districts
Smithfield	29.15-189	4.3-27	Henley
SMOSH West Lakes	6.6-42	16.7-103	North Pines
Round 9			14-Jun-14
Henley			Bye
North Pines	9.7-61	14.16-100	Smithfield
Houghton Districts	11.18-84	10.10-70	Modbury
Adelaide University	22.13-145	6.6-42	SMOSH West Lakes
Wingfield Royals	4.5-29	28.19-187	Sacred Heart OC

Round 10			21-Jun-14
North Pines			Bye
Henley	3.7-25	10.8-68	Sacred Heart OC
Adelaide University	11.6-72	14.10-94	Houghton Districts
SMOSH West Lakes	1.5-11	32.20-212	Smithfield
Wingfield Royals	8.7-55	15.17-107	Modbury
Round 11			28-Jun-14
SMOSH West Lakes			Bye
Modbury	10.13-73	6.4-40	Henley
Houghton Districts	21.22-148	2.10-22	Wingfield Royals
Sacred Heart OC	5.11-41	12.8-80	North Pines
Smithfield	24.17-161	3.2-20	Adelaide University
Round 12			5-Jul-14
Smithfield			Bye
North Pines	24.14-158	12.6-78	Modbury
Henley	4.9-33	11.11-77	Houghton Districts
Adelaide University	38.21-249	7.3-45	Wingfield Royals
SMOSH West Lakes	10.16-76	9.8-62	Sacred Heart OC
Round 13			12-Jul-14
Adelaide University			Bye
Modbury	10.10-70	5.6-36	SMOSH West Lakes
Houghton Districts	18.5-113	14.5-89	North Pines
Sacred Heart OC	2.0-12	27.19-181	Smithfield
Wingfield Royals	6.2-38	24.15-159	Henley
Round 14			19-Jul-14
Sacred Heart OC			Bye
North Pines	40.15-255	2.3-15	Wingfield Royals
Henley	10.7-67	8.12-60	Adelaide University
Smithfield	41.32-278	0.3-3	Modbury
SMOSH West Lakes	9.7-61	22.13-145	Houghton Districts
Round 15			26-Jul-14
Adelaide University	8.8-56	7.5-47	Sacred Heart OC
Modbury			Bye
Henley	9.7-61	16.11-107	North Pines
Houghton Districts	12.3-75	15.22-112	Smithfield
Wingfield Royals	8.7-55	15.15-105	SMOSH West Lakes
Round 16			2-Aug-14
Houghton Districts			Bye
North Pines	18.15-123	10.4-64	Adelaide University
Smithfield	10.0-60	0.0-0	Wingfield Royals
Sacred Heart OC	3.5-23	9.11-65	Modbury
SMOSH West Lakes	8.6-54	12.9-81	Henley
Round 17			9-Aug-14
North Pines	24.8-152	13.8-86	SMOSH West Lakes
Henley	3.3-21	19.17-131	Smithfield
Houghton Districts	30.19-199	1.4-10	Sacred Heart OC
Adelaide University	14.15-99	9.4-58	Modbury
Wingfield Royals			Bye
Round 18			16-Aug-14
Henley			Bye
Modbury	9.11-65	9.8-62	Houghton Districts
Sacred Heart OC	27.14-176	4.3-27	Wingfield Royals
Smithfield	25.11-161	12.8-80	North Pines
SMOSH West Lakes	8.5-53	13.13-91	Adelaide University

ELIMINATION FINAL			23-Aug-14
North Pines	16.14-110	10.12-72	Modbury

QUALIFYING FINAL			23-Aug-14
Houghton Districts	15.11-101	7.11-53	Adelaide University

2nd SEMI FINAL			30-Aug-14
Smithfield	20.20-140	8.2-50	Houghton Districts

1st SEMI FINAL			30-Aug-14
Adelaide University	19.12-126	13.10-88	North Pines

PRELIMINARY FINAL			6-Sep-14
Houghton Districts	8.4-52	12.15-87	Adelaide University

GRAND FINAL			13-Sep-14
Smithfield	24.14-158	9.13-67	Adelaide University



**PREMIERSHIP TROPHY**

**Prince Alfred OC**



Team	P	W	L	D	F	A	%	PTS
Golden Grove	16	14	2	0	1578	684	69.76	28
Prince Alfred OC	16	14	2	0	1311	814	61.69	28
Tea Tree Gully	16	13	3	0	1403	621	69.32	26
Blackwood	16	8	8	0	1121	830	57.46	16
Payneham NU	16	8	8	0	1138	907	55.65	16
Old Ignatians	16	7	9	0	1003	863	53.75	14
Salisbury	16	4	12	0	788	1361	36.67	8
North Haven	16	3	13	0	613	1417	30.2	6
Hope Valley	16	1	15	0	522	1980	20.86	2

**C C SANDO MEDAL**

**LEADING GOAL KICKER TROPHY**

**Jake Tonkin**  
Golden Grove



**Glen Simmons**  
Golden Grove



Jake	Tonkin	Golden Grove	29
Timothy	Sanders	Prince Alfred OC	22
Benjamin	Young	Prince Alfred OC	18
Peter	Uncle	Tea Tree Gully	15
Shayne	Tregloan	Tea Tree Gully	12
Daniel	Formosa	Tea Tree Gully	12
James	Kollias	Payneham NU	12
Brodie	McHugh	Old Ignatians	11
Mitch	McPhillips	Golden Grove	10
Matthew	Tiss	Golden Grove	8
Glen	Simmons	Golden Grove	8
Adam	Burckett	Salisbury	8
David	Aston	Payneham NU	6
Jay	Penberthy	North Haven	6
Robert	Kovacic	Salisbury	6
Josh	Leane	Old Ignatians	6
Tim	Zegarac	North Haven	5
Shaun	Kerin	Tea Tree Gully	5
Michael	Jan	North Haven	5
Joshua	Klitscher	Payneham NU	5

Glen	Simmons	Golden Grove	90
Daniel	Formosa	Tea Tree Gully	77
Nicholas	Brooks	Prince Alfred OC	48
James	Stagg	Payneham NU	39
Glenn	Dundovic	Blackwood	37
Harry	Collison	Prince Alfred OC	30
Patrick	Mackay	Blackwood	29
Matt	Waldron	Blackwood	28
David	Johnson	Golden Grove	25
Joe	Maloney	Old Ignatians	20
Jake	Tonkin	Golden Grove	20
Robert	Kovacic	Salisbury	18
Jacob	Cappelletto	Old Ignatians	16
Damien	Lee	Salisbury	16
Christopher	Wallace	Blackwood	15
Jackson	Myhill	Prince Alfred OC	15
Caleb	Quinn	Tea Tree Gully	14
Wade	Harrison	Golden Grove	13
Tyson	Hallam	Tea Tree Gully	14

Round 1			5-Apr-14
Old Ignatians			Bye
Hope Valley	3.4-22	26.16-172	Blackwood
North Haven	5.10-40	6.2-38	Salisbury
Payneham NU	4.7-31	11.17-83	Golden Grove
Tea Tree Gully	8.8-56	12.11-83	Prince Alfred OC
Round 2			12-Apr-14
Salisbury			Bye
Golden Grove	6.7-43	18.8-116	Tea Tree Gully
Old Ignatians	10.14-74	6.6-42	Payneham NU
Prince Alfred OC	26.12-168	5.1-31	Hope Valley
Blackwood	15.9-99	2.5-17	North Haven
Round 3			26-Apr-14
Blackwood			Bye
Golden Grove	11.10-76	11.14-80	Prince Alfred OC
North Haven	14.17-101	5.5-35	Hope Valley
Payneham NU	14.11-95	3.7-25	Salisbury
Tea Tree Gully	16.7-103	4.3-27	Old Ignatians
Round 4			3-May-14
Hope Valley			Bye
Blackwood	11.11-77	8.8-56	Payneham NU
Old Ignatians	7.10-52	11.6-72	Golden Grove
Prince Alfred OC	11.18-84	0.3-3	North Haven
Salisbury	2.3-15	15.9-99	Tea Tree Gully
Round 5			10-May-14
North Haven			Bye
Golden Grove	19.13-127	2.6-18	Salisbury
Prince Alfred OC	12.9-81	6.9-45	Old Ignatians
Payneham NU	13.19-97	7.7-49	Hope Valley
Tea Tree Gully	10.7-67	7.0-42	Blackwood
Round 6			17-May-14
Prince Alfred OC			Bye
Hope Valley	1.4-10	32.18-210	Tea Tree Gully
North Haven	10.11-71	13.8-86	Payneham NU
Salisbury	0.0-0	20.13-133	Old Ignatians
Blackwood	8.3-51	10.12-72	Golden Grove
Round 7			24-May-14
Payneham NU			Bye
Golden Grove	25.23-173	3.2-20	Hope Valley
Old Ignatians	8.12-60	6.7-43	Blackwood
Tea Tree Gully	9.9-63	8.9-57	North Haven
Prince Alfred OC	10.9-69	9.14-68	Salisbury
Round 8			31-May-14
North Haven	5.2-32	16.10-106	Golden Grove
Blackwood	7.10-52	6.8-44	Salisbury
Tea Tree Gully			Bye
Hope Valley	2.5-17	17.12-114	Old Ignatians
Payneham NU	6.10-46	11.11-77	Prince Alfred OC
Round 9			14-Jun-14
Golden Grove			Bye
Old Ignatians	14.11-95	4.3-27	North Haven
Prince Alfred OC	12.15-87	9.8-62	Blackwood
Tea Tree Gully	5.15-45	11.11-77	Payneham NU
Salisbury	12.13-85	8.6-54	Hope Valley

Round 10			21-Jun-14
Old Ignatians			Bye
Blackwood	14.8-92	2.5-17	Hope Valley
Golden Grove	7.12-54	7.9-51	Payneham NU
Prince Alfred OC	6.4-40	10.8-68	Tea Tree Gully
Salisbury	13.12-90	6.9-45	North Haven
Round 11			28-Jun-14
Salisbury			Bye
Hope Valley	6.3-39	12.12-84	Prince Alfred OC
North Haven	1.4-10	18.14-122	Blackwood
Payneham NU	7.13-55	5.7-37	Old Ignatians
Tea Tree Gully	4.4-28	7.8-50	Golden Grove
Round 12			5-Jul-14
Blackwood			Bye
Hope Valley	9.9-63	7.4-46	North Haven
Old Ignatians	6.1-37	12.10-82	Tea Tree Gully
Prince Alfred OC	12.6-78	13.12-90	Golden Grove
Salisbury	5.5-35	14.9-93	Payneham NU
Round 13			12-Jul-14
Hope Valley			Bye
Golden Grove	13.12-90	4.5-29	Old Ignatians
North Haven	5.5-35	10.9-69	Prince Alfred OC
Payneham NU	8.9-57	9.5-59	Blackwood
Tea Tree Gully	18.8-116	4.3-27	Salisbury
Round 14			19-Jul-14
Blackwood	5.3-33	8.12-60	Tea Tree Gully
North Haven			Bye
Hope Valley	5.3-33	16.15-111	Payneham NU
Old Ignatians	4.2-26	8.14-62	Prince Alfred OC
Salisbury	4.5-29	16.9-105	Golden Grove
Round 15			26-Jul-14
Prince Alfred OC			Bye
Golden Grove	11.12-78	4.9-33	Blackwood
Old Ignatians	15.13-103	6.3-39	Salisbury
Payneham NU	22.15-147	3.3-21	North Haven
Tea Tree Gully	19.9-123	3.3-21	Hope Valley
Round 16			2-Aug-14
Payneham NU			Bye
Blackwood	12.6-78	2.1-13	Old Ignatians
Hope Valley	2.3-15	28.16-184	Golden Grove
North Haven	4.4-28	14.6-90	Tea Tree Gully
Salisbury	11.1-67	12.8-80	Prince Alfred OC
Round 17			9-Aug-14
Tea Tree Gully			Bye
Golden Grove	27.13-175	3.3-21	North Haven
Old Ignatians	15.13-103	1.7-13	Hope Valley
Prince Alfred OC	14.6-90	9.9-63	Payneham NU
Salisbury	14.7-91	10.7-67	Blackwood
Round 18			16-Aug-14
Golden Grove			Bye
Blackwood	5.9-39	12.7-79	Prince Alfred OC
Hope Valley	12.11-83	17.15-117	Salisbury
North Haven	9.5-59	7.13-55	Old Ignatians
Payneham NU	4.7-31	11.11-77	Tea Tree Gully

ELIMINATION FINAL			23-Aug-14
Blackwood	8.10-58	9.9-63	Payneham NU

QUALIFYING FINAL			23-Aug-14
Prince Alfred OC	5.15-45	6.4-40	Tea Tree Gully

2nd SEMI FINAL			30-Aug-14
Golden Grove	9.6-60	9.12-66	Prince Alfred OC

1st SEMI FINAL			30-Aug-14
Tea Tree Gully	10.8-68	10.5-65	Payneham NU

PRELIMINARY FINAL			6-Sep-14
Golden Grove	14.13-97	9.4-58	Tea Tree Gully

GRAND FINAL			12-Sep-14
Prince Alfred OC	8.7-55	6.8-44	Golden Grove

# GREYHOUND RACING SA DIVISION 1 RESERVES



## PEARSON CUP

### Goodwood Saints



Team	P	W	L	D	F	A	%	PTS
Goodwood Saints	18	18	0	0	1890	549	77.49	36
Rostrevor OC	18	14	4	0	1545	805	65.74	28
Tea Tree Gully	18	13	4	1	1481	920	61.68	27
Henley	18	11	6	1	1253	1001	55.59	23
Port District	18	10	8	0	1158	1079	51.77	20
Adelaide University	18	9	8	1	1080	1203	47.31	19
Gaza	18	4	13	1	897	1574	36.3	9
Salisbury North	18	4	14	0	901	1558	36.64	8
Portland	18	3	15	0	866	1594	35.2	6
St Peter's OC	18	2	16	0	660	1448	31.31	4

### E A DAVOREN MEDAL

### LEADING GOAL KICKER TROPHY

### Tom Langley

Goodwood Saints



Tom	Langley	Goodwood Saints	24
Rodney	Smitheram	Port District	19
Jordan	Pinto	Goodwood Saints	15
Chris	Ash	Rostrevor OC	14
Brodie	Topham	Tea Tree Gully	12
Benjamin	Holzbauer	Goodwood Saints	12
Jarrad	Parker	Henley	11
Nic	Bailey	St Peter's OC	11
Paul	Sadler	Gaza	10
Nathan	Hallion	Adelaide University	10
John	Harrison	Rostrevor OC	10
Douglas	Penny	Tea Tree Gully	10
Damien	McBride	Salisbury North	9
Aaron	Jelfs	Tea Tree Gully	9
Phillip	Doyle	Tea Tree Gully	8
Blake	Penney	Tea Tree Gully	8
Matthew	Murdock	Adelaide University	8
Tom	Hyde	St Peter's OC	8
Reece	Hamilton	Portland	8
Loucas	Theodoulou	Goodwood Saints	8

### John Harrison

Rostrevor OC



John	Harrison	Rostrevor OC	50
Douglas	Penny	Tea Tree Gully	45
Andrew	Martin	Henley	41
Drew	Litster	Rostrevor OC	27
Simon	Peucker	Port District	26
Troy	Klemm	Goodwood Saints	22
Stefan	Barr	Goodwood Saints	22
Tyrone	Hambly	Portland	21
Brant	Ellis	Adelaide University	20
Elliot	Hewish	Adelaide University	20
Matthew	Ewers	Goodwood Saints	20
Mitchell	Francis	Adelaide University	19
Max	Duncan	Goodwood Saints	19
Matthew	Ween	Port District	19
Edward	Dadds	Adelaide University	18
Ryan	Spittle	Tea Tree Gully	17
Nathan	Surman	Rostrevor OC	17
Andrew	Good	Goodwood Saints	17
Thomas	Barry	Goodwood Saints	16
Michael	Francis	Henley	16
Luke	Rayson	Salisbury North	16



# GREYHOUND RACING SA DIVISION 1 RESERVES RESULTS

Round 1			05-Apr-14
Adelaide University	10.7-67	3.3-21	St Peter's OC
Rostrevor OC	8.8-56	5.5-35	Gaza
Goodwood Saints	12.13-85	5.8-38	Tea Tree Gully
Henley	20.14-134	4.2-26	Salisbury North
Port District	18.17-125	5.1-31	Portland
Round 2			12-Apr-14
St Peter's OC	6.5-41	8.7-55	Henley
Gaza	9.8-62	13.8-86	Port District
Tea Tree Gully	10.17-77	10.1-61	Adelaide University
Portland	4.3-27	17.24-126	Goodwood Saints
Salisbury North	3.2-20	14.13-97	Rostrevor OC
Round 3			25-Apr-14
Rostrevor OC	20.17-137	6.7-43	St Peter's OC
Henley	7.6-48	13.7-85	Tea Tree Gully
Port District	11.14-80	9.6-60	Salisbury North
Adelaide University	4.8-32	15.12-102	Goodwood Saints
Gaza	5.6-36	17.9-111	Portland
Round 4			3-May-14
Goodwood Saints	8.12-60	8.3-51	Henley
Port District	12.7-79	5.8-38	St Peter's OC
Tea Tree Gully	12.15-87	8.8-56	Rostrevor OC
Portland	5.9-39	10.11-71	Adelaide University
Salisbury North	15.7-97	10.4-64	Gaza
Round 5			10-May-14
Rostrevor OC	3.7-25	9.12-66	Goodwood Saints
Henley	10.8-68	9.6-60	Adelaide University
Gaza	10.12-72	5.11-41	St Peter's OC
Port District	11.9-75	6.7-43	Tea Tree Gully
Portland	9.10-64	13.10-88	Salisbury North
Round 6			17-May-14
St Peter's OC	14.9-93	7.3-45	Salisbury North
Goodwood Saints	16.11-107	3.2-20	Port District
Henley	19.10-124	8.4-52	Portland
Tea Tree Gully	22.16-148	4.3-27	Gaza
Adelaide University	7.8-50	16.16-112	Rostrevor OC
Round 7			24-May-14
Rostrevor OC	16.9-105	7.0-42	Henley
Gaza	2.6-18	20.11-131	Goodwood Saints
Port District	12.4-76	13.9-87	Adelaide University
Portland	11.6-72	8.5-53	St Peter's OC
Salisbury North	4.3-27	9.22-76	Tea Tree Gully
Round 8			31-May-14
Rostrevor OC	15.15-105	7.4-46	Portland
Goodwood Saints	21.13-139	2.4-16	Salisbury North
Henley	8.8-56	5.4-34	Port District
Tea Tree Gully	13.9-87	7.5-47	St Peter's OC
Adelaide University	15.10-100	3.14-32	Gaza
Round 9			14-Jun-14
St Peter's OC	4.3-27	21.11-137	Goodwood Saints
Gaza	10.4-64	13.8-86	Henley
Port District	8.7-55	4.13-37	Rostrevor OC
Portland	5.5-35	12.11-83	Tea Tree Gully
Salisbury North	5.4-34	12.6-78	Adelaide University

Round 10			21-Jun-14
St Peter's OC	5.10-40	4.11-35	Adelaide University
Gaza	3.5-23	17.14-116	Rostrevor OC
Tea Tree Gully	9.2-56	10.6-66	Goodwood Saints
Portland	7.12-54	13.14-92	Port District
Salisbury North	4.5-29	17.3-105	Henley
Round 11			28-Jun-14
Rostrevor OC	19.7-121	0.5-5	Salisbury North
Goodwood Saints	10.14-74	5.3-33	Portland
Henley	9.17-71	2.9-21	St Peter's OC
Port District	11.7-73	6.4-40	Gaza
Adelaide University	5.3-33	12.11-83	Tea Tree Gully
Round 12			5-Jul-14
St Peter's OC	4.4-28	12.9-81	Rostrevor OC
Tea Tree Gully	8.7-55	8.7-55	Henley
Portland	9.7-61	13.12-90	Gaza
Salisbury North	6.5-41	15.8-98	Port District
Goodwood Saints	23.14-152	2.2-14	Adelaide University
Round 13			12-Jul-14
Rostrevor OC	14.11-95	7.14-56	Tea Tree Gully
St Peter's OC	4.2-26	11.13-79	Port District
Henley	6.6-42	12.14-86	Goodwood Saints
Gaza	8.16-64	5.3-33	Salisbury North
Adelaide University	8.13-61	6.6-42	Portland
Round 14			19-Jul-14
St Peter's OC	6.8-44	7.6-48	Gaza
Goodwood Saints	11.11-77	6.4-40	Rostrevor OC
Tea Tree Gully	14.8-92	7.4-46	Port District
Salisbury North	18.13-121	5.9-39	Portland
Adelaide University	9.8-62	8.9-57	Henley
Round 15			1-Aug-14
Adelaide University	6.9-45	5.4-34	Port District
St Peter's OC	3.7-25	4.3-27	Portland
Goodwood Saints	17.12-114	4.3-27	Gaza
Henley	5.6-36	8.6-54	Rostrevor OC
Tea Tree Gully	10.10-70	6.11-47	Salisbury North
Round 16			9-Aug-14
St Peter's OC	4.6-30	11.13-79	Tea Tree Gully
Gaza	12.9-81	12.9-81	Adelaide University
Port District	7.8-50	11.7-73	Henley
Portland	6.7-43	14.16-100	Rostrevor OC
Salisbury North	7.3-45	19.12-126	Goodwood Saints
Round 17			16-Aug-14
Rostrevor OC	15.15-105	5.9-39	Port District
Goodwood Saints	25.10-160	3.3-21	St Peter's OC
Henley	11.8-74	6.6-42	Gaza
Tea Tree Gully	21.18-144	2.3-15	Portland
Adelaide University	13.11-89	8.2-50	Salisbury North
Round 18			23-Aug-14
Rostrevor OC	15.13-103	8.6-54	Adelaide University
Gaza	11.6-72	18.14-122	Tea Tree Gully
Port District	2.5-17	12.10-82	Goodwood Saints
Portland	11.9-75	11.10-76	Henley
Salisbury North	17.15-117	3.3-21	St Peter's OC

ELIMINATION FINAL			30-Aug-14
Henley	10.5-65	9.13-67	Port District

QUALIFYING FINAL			30-Aug-14
Rostrevor OC	14.11-95	4.6-30	Tea Tree Gully

2nd SEMI FINAL			6-Sep-14
Goodwood Saints	7.13-55	9.5-59	Rostrevor OC

1st SEMI FINAL			6-Sep-14
Tea Tree Gully	9.9-63	11.12-78	Port District

PRELIMINARY FINAL			13-Sep-14
Goodwood Saints	11.11-77	3.6-24	Port District

GRAND FINAL			20-Sep-14
Rostrevor OC	6.4-40	13.10-88	Goodwood Saints

## M L S RANGER CUP

### Prince Alfred OC



Team	P	W	L	D	F	A	%	PTS
Prince Alfred OC	18	18	0	0	1900	730	72.24	36
Sacred Heart OC	18	13	4	1	1324	712	65.03	27
Payneham NU	18	12	5	1	1456	1088	57.23	25
Walkerville	18	10	8	0	1110	1053	51.32	20
PHOS Camden	18	9	9	0	1185	1138	51.01	18
SMOSH West Lakes	18	8	10	0	1009	1091	48.05	16
Broadview	18	7	11	0	1034	1199	46.31	14
Scotch OC	18	6	12	0	863	1337	39.23	12
Gepps Cross	18	3	15	0	886	1454	37.86	6
Flinders Park	18	3	15	0	686	1651	29.35	6

### E P NAZER MEDAL

#### Henry Olsson Prince Alfred OC



Henry	Olsson	Prince Alfred OC	23
Taylor	Parham	SMOSH West Lakes	22
Domenic	Santillo	Payneham NU	21
Chad	Winstanley	Sacred Heart OC	15
Kane	Moore	Walkerville	10
Ryan	Marini	Payneham NU	9
James	Thomas	Prince Alfred OC	9
David	Cleary	SMOSH West Lakes	9
Matthew	Ward	Gepps Cross	8
Mark	Bourne	Scotch OC	8
Michael	Baker	PHOS Camden	8
Cail	Harris	Sacred Heart OC	7
Blake	Sanders	Prince Alfred OC	6
William	Laundy	Sacred Heart OC	6
Jonathon	Koutsikas	PHOS Camden	6
Ryan	Atkins	SMOSH West Lakes	6
Lachlan	Wilson	Prince Alfred OC	6
Marc	Cox	Payneham NU	6
Dillon	Coates	SMOSH West Lakes	6
Matthew	Rowe	Scotch OC	6

### LEADING GOAL KICKER TROPHY

#### Jacob Fisher Broadview



Jacob	Fisher	Broadview	52
Daniel	Fry	Prince Alfred OC	37
Matt	Traianos	Payneham NU	33
Camilo	Toro	Walkerville	28
Domenic	Santillo	Payneham NU	26
Max	Burford	Prince Alfred OC	26
Nicholas	Delvins	Walkerville	26
Thomas	Stirling	Gepps Cross	23
Matthew	Parslow	PHOS Camden	22
Lincoln	Blewit	Walkerville	21
Kieran	Nicholls	Payneham NU	20
William	Laundy	Sacred Heart OC	18
Matthew	Rowe	Scotch OC	18
James	Thomas	Prince Alfred OC	18
Lochlan	Harrison	Sacred Heart OC	17
Sebastian	Moroney	Prince Alfred OC	17
Thomas	Dahlenburg	Prince Alfred OC	16
Thomas	Teague	Prince Alfred OC	16
Josh	Shepherd	SMOSH West Lakes	16

Round 1			5-Apr-14
Broadview	6.7-43	19.12-126	PHOS Camden
Gepps Cross	10.6-66	14.10-94	Sacred Heart OC
Flinders Park	2.3-15	19.14-128	Walkerville
Prince Alfred OC	14.16-100	11.6-72	Payneham NU
SMOSH West Lakes	11.9-75	5.3-33	Scotch OC
Round 2			12-Apr-14
PHOS Camden	10.10-70	6.14-50	Gepps Cross
Payneham NU	13.5-83	8.5-53	Broadview
Sacred Heart OC	18.11-119	2.4-16	SMOSH West Lakes
Scotch OC	16.11-107	6.6-42	Flinders Park
Walkerville	4.6-30	11.13-79	Prince Alfred OC
Round 3			25-Apr-14
SMOSH West Lakes	7.7-49	11.14-80	PHOS Camden
Broadview	14.16-100	8.6-54	Walkerville
Sacred Heart OC	17.10-112	4.2-26	Scotch OC
Gepps Cross	9.11-65	12.12-84	Payneham NU
Prince Alfred OC	23.16-154	3.2-20	Flinders Park
Round 4			3-May-14
PHOS Camden	5.3-33	12.11-83	Sacred Heart OC
Flinders Park	9.3-57	7.14-56	Broadview
Payneham NU	12.10-82	8.6-54	SMOSH West Lakes
Scotch OC	4.8-32	15.17-107	Prince Alfred OC
Walkerville	14.15-99	7.6-48	Gepps Cross
Round 5			10-May-14
Sacred Heart OC	15.9-99	7.11-53	Payneham NU
Broadview	9.6-60	21.6-132	Prince Alfred OC
PHOS Camden	13.12-90	8.6-54	Scotch OC
Gepps Cross	10.8-68	7.8-50	Flinders Park
SMOSH West Lakes	14.10-94	4.8-32	Walkerville
Round 6			17-May-14
Flinders Park	3.8-26	11.12-78	SMOSH West Lakes
Prince Alfred OC	27.12-174	4.4-28	Gepps Cross
Payneham NU	15.11-101	6.7-43	PHOS Camden
Scotch OC	8.7-55	6.15-51	Broadview
Walkerville	4.2-26	10.19-79	Sacred Heart OC
Round 7			24-May-14
PHOS Camden	9.9-63	12.9-81	Walkerville
Gepps Cross	7.2-44	11.16-82	Broadview
Sacred Heart OC	20.22-142	0.6-6	Flinders Park
Scotch OC	9.11-65	12.17-89	Payneham NU
SMOSH West Lakes	3.3-21	19.16-130	Prince Alfred OC
Round 8			31-May-14
Broadview	10.12-72	7.4-46	SMOSH West Lakes
Gepps Cross	10.11-71	7.5-47	Scotch OC
Flinders Park	6.3-39	15.10-100	PHOS Camden
Prince Alfred OC	12.8-80	5.5-35	Sacred Heart OC
Walkerville	4.6-30	19.9-123	Payneham NU
Round 9			14-Jun-14
Sacred Heart OC	9.5-59	5.8-38	Broadview
PHOS Camden	9.5-59	13.16-94	Prince Alfred OC
Payneham NU	17.9-111	2.5-17	Flinders Park
Walkerville	12.6-78	6.13-49	Scotch OC
SMOSH West Lakes	7.11-53	4.7-31	Gepps Cross

Round 10			21-Jun-14
PHOS Camden	17.10-112	8.7-55	Broadview
Payneham NU	6.3-39	18.10-118	Prince Alfred OC
Sacred Heart OC	10.9-69	7.3-45	Gepps Cross
Scotch OC	8.17-65	7.7-49	SMOSH West Lakes
Walkerville	14.9-93	4.12-36	Flinders Park
Round 11			28-Jun-14
Broadview	8.5-53	8.3-51	Payneham NU
Gepps Cross	2.6-18	9.10-64	PHOS Camden
Flinders Park	7.5-47	7.6-48	Scotch OC
Prince Alfred OC	8.16-64	7.6-48	Walkerville
SMOSH West Lakes	5.8-38	4.8-32	Sacred Heart OC
Round 12			5-Jul-14
PHOS Camden	6.6-42	6.13-49	SMOSH West Lakes
Flinders Park	3.1-19	15.10-100	Prince Alfred OC
Payneham NU	13.9-87	9.8-62	Gepps Cross
Scotch OC	2.9-21	6.9-45	Sacred Heart OC
Walkerville	5.10-40	6.6-42	Broadview
Round 13			12-Jul-14
Broadview	8.5-53	8.12-60	Flinders Park
Gepps Cross	5.6-36	9.12-66	Walkerville
Prince Alfred OC	19.13-127	5.5-35	Scotch OC
Sacred Heart OC	11.12-78	3.3-21	PHOS Camden
SMOSH West Lakes	7.7-49	11.7-73	Payneham NU
Round 14			19-Jul-14
Flinders Park	10.10-70	9.4-58	Gepps Cross
Prince Alfred OC	9.13-67	6.3-39	Broadview
Payneham NU	7.9-51	7.9-51	Sacred Heart OC
Scotch OC	5.8-38	10.11-71	PHOS Camden
Walkerville	11.5-71	7.12-54	SMOSH West Lakes
Round 15			2-Aug-14
Broadview	14.6-90	7.8-50	Gepps Cross
Flinders Park	3.5-23	13.6-84	Sacred Heart OC
Prince Alfred OC	11.11-77	7.10-52	SMOSH West Lakes
Payneham NU	19.15-129	4.3-27	Scotch OC
Walkerville	8.7-55	4.10-34	PHOS Camden
Round 16			9-Aug-14
PHOS Camden	13.13-91	7.9-51	Flinders Park
Sacred Heart OC	9.3-57	10.9-69	Prince Alfred OC
Payneham NU	5.8-38	10.15-75	Walkerville
Scotch OC	6.8-44	8.16-64	Gepps Cross
SMOSH West Lakes	7.17-59	9.7-61	Broadview
Round 17			16-Aug-14
Broadview	8.4-52	7.11-53	Sacred Heart OC
Gepps Cross	3.6-24	14.17-101	SMOSH West Lakes
Flinders Park	10.7-67	16.12-108	Payneham NU
Prince Alfred OC	18.10-118	4.2-26	PHOS Camden
Scotch OC	9.12-66	8.8-56	Walkerville
Round 18			23-Aug-14
Sacred Heart OC	4.9-33	7.6-48	Walkerville
Broadview	4.10-34	7.9-51	Scotch OC
PHOS Camden	8.12-60	12.10-82	Payneham NU
Gepps Cross	9.4-58	16.14-110	Prince Alfred OC
SMOSH West Lakes	10.12-72	5.11-41	Flinders Park

ELIMINATION FINAL			30-Aug-14
Walkerville	13.12-90	9.8-62	PHOS Camden

QUALIFYING FINAL			30-Aug-14
Sacred Heart OC	5.12-42	9.8-62	Payneham NU

2nd SEMI FINAL			6-Sep-14
Prince Alfred OC	16.10-106	5.15-45	Payneham NU

1st SEMI FINAL			6-Sep-14
Sacred Heart OC	8.7-55	5.9-39	Walkerville

PRELIMINARY FINAL			13-Sep-14
Payneham NU	4.14-38	5.4-34	Sacred Heart OC

GRAND FINAL			20-Sep-14
Prince Alfred OC	9.11-65	6.7-43	Payneham NU



# VILI'S DIVISION 3 RESERVES



## A G and P M MARTIN PTY LTD SHIELD

### Old Ignatians



Team	P	W	L	D	F	A	%	PTS
Modbury	18	17	1	0	1633	484	77.14	34
Unley Mercedes Jets	18	14	4	0	1549	734	67.85	28
Old Ignatians	18	13	5	0	1490	789	65.38	26
Pembroke OS	18	13	5	0	1293	956	57.49	26
Plympton	18	11	7	0	1320	1022	56.36	22
Athelstone	18	7	11	0	909	1279	41.54	14
Salisbury	18	6	12	0	865	1203	41.83	12
Seaton Ramblers	18	5	13	0	919	1580	36.77	10
Mitcham	18	4	14	0	704	1555	31.16	8
Kilburn	18	0	18	0	0	0	0	0

### W H MAIN MEDAL

### LEADING GOAL KICKER TROPHY

### Stephan Monda Athelstone



### Jeremy Cini Old Ignatians



Stephan	Monda	Athelstone	19
Fletcher	Doherty	Pembroke OS	16
Jeremy	Cini	Old Ignatians	15
Kanesh	Sivashankar	Pembroke OS	11
Chris	Presser	Plympton	10
Jackson	Lynch	Modbury	10
Johann	Einarson	Unley Mercedes Jets	10
Alistair	Fleming	Plympton	8
Alexander	Dean	Pembroke OS	7
Alex	Bland	Seaton Ramblers	7
Nathan	Davies	Unley Mercedes Jets	6
Trevor	Bruce	Plympton	6
Daniel	Smart	Modbury	6
Christopher	Rosewall	Mitcham	6
Matt	Koopman	Plympton	6
Josh	Pike	Athelstone	6
Samuel	Roberts	Unley Mercedes Jets	6
Michael	Stevenson	Old Ignatians	6
Aaron	Thompson	Seaton Ramblers	5
Shreyas	Chaudhary	Pembroke OS	5

Jeremy	Cini	Old Ignatians	54
Rocco	Rugari	Seaton Ramblers	28
Jack	Hoskins	Modbury	27
Henry	Bills	Pembroke OS	24
Harry	Deruiter	Plympton	23
Johann	Einarson	Unley Mercedes Jets	23
Matthew	Neve	Modbury	21
Benjamin	Keam	Unley Mercedes Jets	20
Christopher	Burns	Modbury	19
Hugh	Winter	Pembroke OS	19
Nathan	Davies	Unley Mercedes Jets	19
Alistair	Fleming	Plympton	18
Mario	Piro	Athelstone	18
Bradley	Middlin	Plympton	18
Jace	Monaghan	Old Ignatians	17
Brett	Foster	Modbury	16
Liam	Ryan	Unley Mercedes Jets	15
Lucas	Allen	Pembroke OS	14
Bryant	Crowley	Old Ignatians	14
Cory	Selfe	Plympton	14

# VILI'S DIVISION 3 RESERVES RESULTS

Round 1			5-Apr-14
Kilburn	0.0-0	10.0-60	Seaton Ramblers
Pembroke OS	6.4-40	14.15-99	Modbury
Old Ignatians	17.7-109	10.1-61	Plympton
Athelstone	2.10-22	14.11-95	Unley Mercedes Jets
Salisbury	17.14-116	4.4-28	Mitcham

Round 2			12-Apr-14
Unley Mercedes Jets	10.0-60	0.0-0	Kilburn
Modbury	11.5-71	8.4-52	Old Ignatians
Seaton Ramblers	13.16-94	12.4-76	Pembroke OS
Plympton	11.13-79	2.6-18	Salisbury
Mitcham	11.4-70	12.8-80	Athelstone

Round 3			26-Apr-14
Athelstone	15.15-105	7.9-51	Plympton
Pembroke OS	10.0-60	0.0-0	Kilburn
Old Ignatians	13.14-92	6.7-43	Seaton Ramblers
Mitcham	5.7-37	14.5-89	Unley Mercedes Jets
Salisbury	3.5-23	19.13-127	Modbury

Round 4			3-May-14
Kilburn	0.0-0	10.0-60	Old Ignatians
Unley Mercedes Jets	13.11-89	5.5-35	Pembroke OS
Modbury	18.9-117	3.4-22	Athelstone
Seaton Ramblers	10.10-70	8.7-55	Salisbury
Plympton	13.12-90	1.6-12	Mitcham

Round 5			10-May-14
Salisbury	10.0-60	0.0-0	Kilburn
Pembroke OS	11.5-71	7.9-51	Old Ignatians
Unley Mercedes Jets	11.10-76	12.9-81	Plympton
Athelstone	11.6-72	9.11-65	Seaton Ramblers
Mitcham	1.3-9	23.16-154	Modbury

Round 6			17-May-14
Kilburn	0.0-0	10.0-60	Athelstone
Pembroke OS	13.18-96	6.12-48	Salisbury
Old Ignatians	15.9-99	12.6-78	Unley Mercedes Jets
Modbury	10.11-71	4.6-30	Plympton
Seaton Ramblers	15.14-104	5.4-34	Mitcham

Round 7			24-May-14
Mitcham	10.0-60	0.0-0	Kilburn
Unley Mercedes Jets	7.16-58	1.9-15	Modbury
Athelstone	5.9-39	20.6-126	Pembroke OS
Plympton	15.10-100	4.8-32	Seaton Ramblers
Salisbury	9.6-60	12.9-81	Old Ignatians

Round 8			31-May-14
Kilburn	0.0-0	10.0-60	Plympton
Pembroke OS	14.12-96	9.6-60	Mitcham
Old Ignatians	18.12-120	2.8-20	Athelstone
Seaton Ramblers	5.4-34	11.19-85	Modbury
Salisbury	4.3-27	8.20-68	Unley Mercedes Jets

Round 9			14-Jun-14
Modbury	10.0-60	0.0-0	Kilburn
Unley Mercedes Jets	16.11-107	4.9-33	Seaton Ramblers
Athelstone	10.8-68	7.6-48	Salisbury
Plympton	6.7-43	10.11-71	Pembroke OS
Mitcham	4.4-28	19.17-131	Old Ignatians

Round 10			21-Jun-14
Seaton Ramblers	10.0-60	0.0-0	Kilburn
Unley Mercedes Jets	20.15-135	4.7-31	Athelstone
Modbury	9.25-79	4.7-31	Pembroke OS
Plympton	10.13-73	8.4-52	Old Ignatians
Mitcham	5.9-39	9.12-66	Salisbury

Round 11			28-Jun-14
Kilburn	0.0-0	10.0-60	Unley Mercedes Jets
Pembroke OS	11.8-74	6.12-48	Seaton Ramblers
Old Ignatians	4.7-31	7.5-47	Modbury
Athelstone	4.6-30	7.8-50	Mitcham
Salisbury	7.4-46	9.20-74	Plympton

Round 12			5-Jul-14
Kilburn	0.0-0	10.0-60	Pembroke OS
Unley Mercedes Jets	14.16-100	3.7-25	Mitcham
Modbury	16.8-104	2.4-16	Salisbury
Seaton Ramblers	4.6-30	15.18-108	Old Ignatians
Plympton	16.9-105	1.12-18	Athelstone

Round 13			12-Jul-14
Old Ignatians	10.0-60	0.0-0	Kilburn
Pembroke OS	9.12-66	8.5-53	Unley Mercedes Jets
Athelstone	6.4-40	7.14-56	Modbury
Mitcham	10.3-63	12.11-83	Plympton
Salisbury	12.8-80	6.7-43	Seaton Ramblers

Round 14			19-Jul-14
Kilburn	0.0-0	10.0-60	Salisbury
Modbury	17.16-118	1.2-8	Mitcham
Seaton Ramblers	8.6-54	15.10-100	Athelstone
Plympton	7.3-45	16.7-103	Unley Mercedes Jets
Old Ignatians	17.4-106	8.4-52	Pembroke OS

Round 15			26-Jul-14
Athelstone	10.0-60	0.0-0	Kilburn
Unley Mercedes Jets	7.10-52	6.5-41	Old Ignatians
Plympton	8.3-51	13.12-90	Modbury
Mitcham	13.9-87	8.7-55	Seaton Ramblers
Salisbury	3.3-21	12.10-82	Pembroke OS

Round 16			2-Aug-14
Kilburn	0.0-0	10.0-60	Mitcham
Pembroke OS	8.12-60	3.8-26	Athelstone
Old Ignatians	8.15-63	5.6-36	Salisbury
Modbury	14.15-99	5.3-33	Unley Mercedes Jets
Seaton Ramblers	7.10-52	24.9-153	Plympton

Round 17			9-Aug-14
Plympton	10.0-60	0.0-0	Kilburn
Unley Mercedes Jets	17.15-117	6.6-42	Salisbury
Athelstone	8.4-52	12.12-84	Old Ignatians
Modbury	28.13-181	1.0-6	Seaton Ramblers
Mitcham	2.7-19	14.9-93	Pembroke OS

Round 18			16-Aug-14
Kilburn	0.0-0	10.0-60	Modbury
Pembroke OS	16.8-104	13.3-81	Plympton
Old Ignatians	23.12-150	2.3-15	Mitcham
Seaton Ramblers	5.6-36	27.14-176	Unley Mercedes Jets
Salisbury	6.7-43	9.10-64	Athelstone

ELIMINATION FINAL			23-Aug-14
Pembroke OS	15.5-95	9.11-65	Plympton

QUALIFYING FINAL			23-Aug-14
Unley Mercedes Jets	7.3-45	9.10-64	Old Ignatians

2nd SEMI FINAL			30-Aug-14
Modbury	9.5-59	9.9-63	Old Ignatians

1st SEMI FINAL			30-Aug-14
Unley Mercedes Jets	10.20-80	13.10-88	Pembroke OS

PRELIMINARY FINAL			6-Sep-14
Modbury	9.8-62	6.10-46	Pembroke OS

GRAND FINAL			13-Sep-14
Old Ignatians	8.3-51	6.11-47	Modbury

## JOHN SCHULZ SHIELD

### Golden Grove



Team	P	W	L	D	F	A	%	PTS
Golden Grove	18	18	0	0	2050	488	80.77	36
Eastern Park	18	12	6	0	1637	985	62.43	24
Salisbury West	18	12	6	0	1215	1201	50.29	24
Hope Valley	18	11	7	0	1385	1057	56.72	22
Pooraka	18	9	9	0	816	1204	40.4	18
Kenilworth	18	7	11	0	1025	1328	43.56	14
Woodville South	18	6	12	0	1231	1353	47.64	12
Glenunga	18	6	12	0	927	1401	39.82	12
Pulteney	18	6	12	0	842	1279	39.7	12
Hectorville	18	3	15	0	866	1698	33.78	6

### C G TIDEMAN MEDAL

### LEADING GOAL KICKER TROPHY

#### Daniel Delawyer Kenilworth



Daniel	Delawyer	Kenilworth	19
Dylan	Hoffmann	Hope Valley	16
Jarrad	Riches	Golden Grove	15
Jaydn	Goodfellow	Eastern Park	14
Samuel	Skewes	Woodville South	13
Jace	Ryles	Salisbury West	13
Jason	Dolan	Pooraka	12
Matthew	Walker	Hope Valley	11
Christopher	Knapp	Eastern Park	11
Brad	Morris	Golden Grove	10
Matthew	Artz	Hope Valley	10
Julian	Valente	Hope Valley	9
Shannon	Lower	Golden Grove	9
Ari	Diamondopoulos	Kenilworth	8
Adam	Jones	Salisbury West	8
Jason	Dalcorobbo	Glenunga	8
Christopher	Delawyer	Kenilworth	8
Joshua	Ingram	Golden Grove	7
Paul	Rutter	Pooraka	6
Dustin	Georgeson	Kenilworth	6

#### Brad Morris Golden Grove



Brad	Morris	Golden Grove	64
Lachlan	Barker	Golden Grove	39
Allan	Jones	Eastern Park	32
Allan	Wanganeen	Kenilworth	31
Nicholas	Gaudio	Golden Grove	30
Jonathan	Joy	Pulteney	29
Jason	Dolan	Pooraka	29
Matthew	Glenn	Hope Valley	28
Sam	Biggs	Eastern Park	28
Stephen	Green	Woodville South	27
Kyle	Silva	Salisbury West	27
Mark	Karvelis	Glenunga	26
Matthew	Walker	Hope Valley	25
Daniel	Delawyer	Kenilworth	24
Marcus	Nudo	Salisbury West	24
Scott	Mumford	Salisbury West	23
Bryan	Gatto	Eastern Park	21
James	Moran	Hope Valley	21
Christopher	Swanson	Woodville South	20





# NINE NEWS DIVISION 4 RESERVES RESULTS

Round 1			5-Apr-14
Eastern Park	14.12-96	7.7-49	Hope Valley
Golden Grove	16.12-108	6.7-43	Woodville South
Pulteney	12.11-83	10.8-68	Glenunga
Kenilworth	10.5-65	13.8-86	Pooraka
Salisbury West	12.8-80	8.7-55	Hectorville
Round 2			12-Apr-14
Hectorville	13.7-85	10.6-66	Kenilworth
Hope Valley	16.14-110	6.4-40	Pulteney
Pooraka	8.4-52	5.9-39	Eastern Park
Woodville South	18.5-113	6.11-47	Salisbury West
Glenunga	6.4-40	11.21-87	Golden Grove
Round 3			25-Apr-14
Hope Valley	19.10-124	6.6-42	Glenunga
Salisbury West	2.2-14	20.12-132	Golden Grove
Kenilworth	12.11-83	6.5-41	Woodville South
Eastern Park	17.13-115	10.11-71	Hectorville
Pulteney	7.3-45	16.8-104	Pooraka
Round 4			3-May-14
Hectorville	7.7-49	8.7-55	Pulteney
Golden Grove	19.21-135	4.5-29	Kenilworth
Pooraka	9.11-65	4.10-34	Hope Valley
Woodville South	8.9-57	12.13-85	Eastern Park
Glenunga	14.8-92	7.16-58	Salisbury West
Round 5			10-May-14
Eastern Park	10.10-70	13.7-85	Golden Grove
Hope Valley	17.12-114	8.7-55	Hectorville
Pulteney	8.10-58	6.9-45	Woodville South
Kenilworth	8.3-51	12.6-78	Salisbury West
Glenunga	18.11-119	1.7-13	Pooraka
Round 6			17-May-14
Hectorville	3.12-30	10.6-66	Pooraka
Golden Grove	12.15-87	5.7-37	Pulteney
Woodville South	9.8-62	18.9-117	Hope Valley
Kenilworth	11.5-71	6.18-54	Glenunga
Salisbury West	9.10-64	9.8-62	Eastern Park
Round 7			24-May-14
Pulteney	8.5-53	8.9-57	Salisbury West
Eastern Park	5.11-41	9.13-67	Kenilworth
Hope Valley	3.4-22	15.9-99	Golden Grove
Pooraka	10.8-68	8.12-60	Woodville South
Glenunga	13.18-96	9.7-61	Hectorville
Round 8			31-May-14
Eastern Park	17.15-117	6.6-42	Glenunga
Golden Grove	18.14-122	3.2-20	Pooraka
Woodville South	24.9-153	3.7-25	Hectorville
Kenilworth	3.13-31	3.10-28	Pulteney
Salisbury West	11.3-69	9.9-63	Hope Valley
Round 9			14-Jun-14
Pulteney	4.12-36	12.13-85	Eastern Park
Hectorville	1.7-13	21.11-137	Golden Grove
Hope Valley	19.14-128	10.7-67	Kenilworth
Pooraka	5.5-35	7.6-48	Salisbury West
Glenunga	7.10-52	15.8-98	Woodville South

Round 10			21-Jun-14
Hectorville	10.9-69	13.11-89	Salisbury West
Hope Valley	8.9-57	6.12-48	Eastern Park
Pooraka	9.15-69	4.4-28	Kenilworth
Woodville South	7.2-44	15.14-104	Golden Grove
Glenunga	8.4-52	7.5-47	Pulteney
Round 11			28-Jun-14
Pulteney	5.6-36	4.5-29	Hope Valley
Eastern Park	18.18-126	1.1-7	Pooraka
Golden Grove	19.10-124	0.1-1	Glenunga
Kenilworth	18.11-119	5.8-38	Hectorville
Salisbury West	11.12-78	7.12-54	Woodville South
Round 12			5-Jul-14
Hectorville	8.5-53	14.14-98	Eastern Park
Golden Grove	9.17-71	5.2-32	Salisbury West
Pooraka	3.6-24	5.7-37	Pulteney
Woodville South	8.7-55	10.13-73	Kenilworth
Glenunga	3.6-24	2.8-20	Hope Valley
Round 13			12-Jul-14
Pulteney	7.20-62	5.12-42	Hectorville
Eastern Park	19.18-132	7.8-50	Woodville South
Hope Valley	7.12-54	5.6-36	Pooraka
Kenilworth	2.3-15	16.10-106	Golden Grove
Salisbury West	10.18-78	3.4-22	Glenunga
Round 14			19-Jul-14
Hectorville	2.6-18	23.14-152	Hope Valley
Golden Grove	12.15-87	5.6-36	Eastern Park
Pooraka	7.8-50	5.10-40	Glenunga
Woodville South	13.9-87	6.10-46	Pulteney
Salisbury West	12.15-87	8.6-54	Kenilworth
Round 15			26-Jul-14
Eastern Park	16.7-103	12.6-78	Salisbury West
Hope Valley	16.13-109	7.7-49	Woodville South
Pooraka	5.3-33	5.8-38	Hectorville
Pulteney	3.5-23	17.9-111	Golden Grove
Glenunga	7.6-48	6.8-44	Kenilworth
Round 16			2-Aug-14
Hectorville	14.7-91	4.6-30	Glenunga
Golden Grove	23.7-145	4.6-30	Hope Valley
Woodville South	7.9-51	10.4-64	Pooraka
Kenilworth	4.3-27	16.20-116	Eastern Park
Salisbury West	15.6-96	9.2-56	Pulteney
Round 17			9-Aug-14
Hectorville	8.8-56	10.8-68	Woodville South
Hope Valley	14.10-94	5.9-39	Salisbury West
Pooraka	0.2-2	22.13-145	Golden Grove
Pulteney	7.12-54	9.14-68	Kenilworth
Glenunga	9.3-57	21.8-134	Eastern Park
Round 18			16-Aug-14
Eastern Park	20.14-134	6.10-46	Pulteney
Golden Grove	25.15-165	2.5-17	Hectorville
Woodville South	15.11-101	7.6-48	Glenunga
Kenilworth	10.7-67	12.7-79	Hope Valley
Salisbury West	18.15-123	3.4-22	Pooraka

ELIMINATION FINAL			23-Aug-14
Hope Valley	15.16-106	6.9-45	Pooraka

QUALIFYING FINAL			23-Aug-14
Eastern Park	14.12-96	8.3-51	Salisbury West

2nd SEMI FINAL			30-Aug-14
Golden Grove	14.11-95	11.12-78	Eastern Park

1st SEMI FINAL			30-Aug-14
Salisbury West	9.4-58	13.16-94	Hope Valley

PRELIMINARY FINAL			6-Sep-14
Eastern Park	9.6-60	13.12-90	Hope Valley

GRAND FINAL			13-Sep-14
Golden Grove	15.12-102	6.4-40	Hope Valley

## A C SAMUEL SHIELD

### CBCOC



Team	P	W	L	D	F	A	%	PTS
Elizabeth	18	15	3	0	1546	917	62.77	30
CBC Old Collegians	18	14	4	0	1831	732	71.44	28
Colonel Light Gdns	18	14	4	0	1927	804	70.56	28
North Haven	18	12	6	0	1467	771	65.55	24
Adelaide Lutheran	18	11	7	0	1266	927	57.73	22
Westminster OS	18	8	10	0	1172	1091	51.79	16
Trinity OS	18	7	11	0	944	1218	43.66	14
Para Hills	18	6	12	0	1101	1339	45.12	12
Greenacres	18	3	15	0	690	1632	29.72	6
Brahma Lodge	18	0	18	0	285	2798	9.24	0

### G P WILSON MEDAL

### LEADING GOAL KICKER TROPHY

### Stephen Hammond

Colonel Light Gardens



Stephen	Hammond	Colonel Light Gdns	21
Hayden	Corry	North Haven	15
Mitchell	Gordon	Westminster OS	13
Damon	McCulloch	North Haven	12
James	Ramsell	Elizabeth	12
Mark	Randall	Westminster OS	11
Graham	Millwood	Elizabeth	11
Adam	Perry	Colonel Light Gardens	11
Trevor	Jenke	Adelaide Lutheran	10
Daniel	Britton	North Haven	10
Kady	Jamal	Para Hills	10
Darryl	Cotter	Elizabeth	10
Jordan	Young	CBC Old Collegians	9
Joseph	Bradley	CBC Old Collegians	8
Kurtis	Smith	Brahma Lodge	8
Beau	Thompson	Colonel Light Gardens	8
James	Robinson	CBC Old Collegians	7
Jonathan	Iacopi	Trinity OS	7
Dylan	Winning	Trinity OS	7
Jake	Richardson	Westminster OS	6

### Damon McCulloch

North Haven



Damon	McCulloch	North Haven	64
Darryl	Cotter	Elizabeth	61
Timothy	Day	Colonel Light Gardens	60
Shane	Odonoghue	Trinity OS	46
Ben	Primus	CBC Old Collegians	36
Michael	Pearce	Colonel Light Gardens	33
Frankie	Cirocco	Para Hills	32
Nicholas	Delaat	CBC Old Collegians	31
Joseph	Bradley	CBC Old Collegians	26
Jamie	McCafferty	Elizabeth	26
Hayden	Gale	CBC Old Collegians	24
Beau	Thompson	Colonel Light Gardens	24
Taylor	Bishop	Colonel Light Gardens	23
Tim	Bagnall	Westminster OS	22
Nathan	Corry	North Haven	20
David	Hocking	Adelaide Lutheran	19
Leigh	Forrest	North Haven	19
Marc	Johnson	CBC Old Collegians	17
Brett	Norris	Para Hills	17



# NINE NEWS DIVISION 5 RESERVES RESULTS

Round 1			5-Apr-14		
Elizabeth	14.6-90	10.11-71	Colonel Light Gdns		
Brahma Lodge	0.0-0	37.17-239	CBC Old Collegians		
Greenacres	7.5-47	5.5-35	Para Hills		
Westminster OS	11.10-76	8.10-58	North Haven		
Adelaide Lutheran	11.17-83	7.9-51	Trinity OS		
Round 2			12-Apr-14		
CBC Old Collegians	21.13-139	3.4-22	Greenacres		
North Haven	6.8-44	7.7-49	Elizabeth		
Colonel Light Gdns	8.8-56	12.5-77	Trinity OS		
Adelaide Lutheran	21.26-152	0.2-2	Brahma Lodge		
Para Hills	8.5-53	8.9-57	Westminster OS		
Round 3			25-Apr-14		
Greenacres	5.7-37	13.10-88	Adelaide Lutheran		
Colonel Light Gdns	33.23-221	0.2-2	Brahma Lodge		
Westminster OS	6.5-41	6.16-52	CBC Old Collegians		
Trinity OS	7.6-48	12.13-85	Elizabeth		
Para Hills	19.9-123	7.7-49	North Haven		
Round 4			3-May-14		
Elizabeth	23.14-152	0.3-3	Brahma Lodge		
North Haven	11.15-81	2.9-21	Trinity OS		
Colonel Light Gdns	21.19-145	1.2-8	Greenacres		
Adelaide Lutheran	9.7-61	4.8-32	Westminster OS		
Para Hills	12.7-79	11.7-73	CBC Old Collegians		
Round 5			10-May-14		
Brahma Lodge	0.2-2	24.15-159	Trinity OS		
Greenacres	7.11-53	20.8-128	Elizabeth		
Westminster OS	10.4-64	14.12-96	Colonel Light Gdns		
North Haven	10.6-66	9.10-64	CBC Old Collegians		
Para Hills	8.5-53	19.10-124	Adelaide Lutheran		
Round 6			17-May-14		
Elizabeth	12.12-84	11.6-72	Westminster OS		
Brahma Lodge	1.0-6	26.24-180	North Haven		
Colonel Light Gdns	21.13-139	6.4-40	Para Hills		
Adelaide Lutheran	9.8-62	9.9-63	CBC Old Collegians		
Trinity OS	15.6-96	6.7-43	Greenacres		
Round 7			24-May-14		
CBC Old Collegians	10.10-70	9.9-63	Colonel Light Gdns		
Greenacres	19.20-134	6.8-44	Brahma Lodge		
Westminster OS	10.10-70	11.9-75	Trinity OS		
North Haven	12.8-80	3.5-23	Adelaide Lutheran		
Para Hills	8.10-58	11.8-74	Elizabeth		
Round 8			31-May-14		
Elizabeth	11.3-69	8.10-58	CBC Old Collegians		
Brahma Lodge	3.8-26	23.17-155	Westminster OS		
Greenacres	4.10-34	10.10-70	North Haven		
Colonel Light Gdns	13.11-89	5.12-42	Adelaide Lutheran		
Trinity OS	1.6-12	10.12-72	Para Hills		
Round 9			14-Jun-14		
CBC Old Collegians	22.10-142	4.9-33	Trinity OS		
Westminster OS	14.15-99	7.2-44	Greenacres		
North Haven	6.7-43	9.5-59	Colonel Light Gdns		
Adelaide Lutheran	13.10-88	8.1-49	Elizabeth		
Para Hills	20.17-137	4.9-33	Brahma Lodge		
Round 10			21-Jun-14		
CBC Old Collegians	30.17-197	1.1-7	Brahma Lodge		
North Haven	12.12-84	3.3-21	Westminster OS		
Colonel Light Gdns	11.14-80	7.8-50	Elizabeth		
Para Hills	14.12-96	4.3-27	Greenacres		
Trinity OS	5.15-45	7.8-50	Adelaide Lutheran		
Round 11			28-Jun-14		
Elizabeth	11.10-76	6.4-40	North Haven		
Brahma Lodge	3.5-23	22.14-146	Adelaide Lutheran		
Greenacres	2.9-21	13.9-87	CBC Old Collegians		
Westminster OS	4.9-33	4.2-26	Para Hills		
Trinity OS	1.3-9	16.13-109	Colonel Light Gdns		
Round 12			5-Jul-14		
Elizabeth	10.10-70	5.7-37	Trinity OS		
Brahma Lodge	1.1-7	25.17-167	Colonel Light Gdns		
CBC Old Collegians	12.17-89	4.2-26	Westminster OS		
North Haven	13.14-92	4.1-25	Para Hills		
Adelaide Lutheran	11.8-74	5.9-39	Greenacres		
Round 13			12-Jul-14		
Brahma Lodge	4.1-25	18.16-124	Elizabeth		
CBC Old Collegians	21.14-140	1.3-9	Para Hills		
Greenacres	3.0-18	16.17-113	Colonel Light Gdns		
Westminster OS	3.8-26	6.8-44	Adelaide Lutheran		
Trinity OS	3.5-23	8.12-60	North Haven		
Round 14			19-Jul-14		
Elizabeth	15.20-110	2.3-15	Greenacres		
CBC Old Collegians	11.4-70	9.6-60	North Haven		
Colonel Light Gdns	16.26-122	6.3-39	Westminster OS		
Adelaide Lutheran	9.8-62	7.14-56	Para Hills		
Trinity OS	12.14-86	3.6-24	Brahma Lodge		
Round 15			26-Jul-14		
CBC Old Collegians	8.6-54	3.6-24	Adelaide Lutheran		
Greenacres	2.1-13	5.18-48	Trinity OS		
Westminster OS	4.9-33	19.11-125	Elizabeth		
North Haven	27.17-179	0.0-0	Brahma Lodge		
Para Hills	7.2-44	21.16-142	Colonel Light Gdns		
Round 16			2-Aug-14		
Elizabeth	20.7-127	4.3-27	Para Hills		
Brahma Lodge	4.8-32	17.5-107	Greenacres		
Colonel Light Gdns	14.5-89	8.8-56	CBC Old Collegians		
Adelaide Lutheran	3.8-26	11.7-73	North Haven		
Trinity OS	1.10-16	10.6-66	Westminster OS		
Round 17			9-Aug-14		
CBC Old Collegians	18.9-117	4.8-32	Elizabeth		
Westminster OS	25.16-166	3.2-20	Brahma Lodge		
North Haven	20.12-132	2.0-12	Greenacres		
Adelaide Lutheran	10.9-69	16.7-103	Colonel Light Gdns		
Para Hills	11.5-71	11.13-79	Trinity OS		
Round 18			16-Aug-14		
Elizabeth	7.10-52	7.6-48	Adelaide Lutheran		
Brahma Lodge	4.5-29	14.13-97	Para Hills		
Greenacres	1.10-16	13.18-96	Westminster OS		
Colonel Light Gdns	9.9-63	11.10-76	North Haven		
Trinity OS	4.5-29	18.13-121	CBC Old Collegians		

ELIMINATION FINAL			23-Aug-14		
North Haven	12.5-77	6.9-45	Adelaide Lutheran		

2nd SEMI FINAL			30-Aug-14		
Elizabeth	8.8-56	11.13-79	CBC Old Collegians		

QUALIFYING FINAL			23-Aug-14		
CBC Old Collegians	9.13-67	6.13-49	Colonel Light Gdns		

1st SEMI FINAL			30-Aug-14		
Colonel Light Gdns	8.12-60	11.8-74	North Haven		

PRELIMINARY FINAL			6-Sep-14		
Elizabeth	7.5-47	12.13-85	North Haven		

GRAND FINAL			13-Sep-14		
CBC Old Collegians	12.11-83	5.7-37	North Haven		



## ALEX COOPER SHIELD

### Lockleys



Team	P	W	L	D	F	A	%	PTS
Rosewater	18	16	2	0	2073	565	78.58	32
Lockleys	18	16	2	0	1867	672	73.53	32
Ingle Farm	18	14	4	0	1689	763	68.88	28
West Croydon	18	13	5	0	1550	1027	60.15	26
Mawson Lakes	18	10	8	0	1217	1034	54.06	20
Fitzroy	18	7	11	0	971	1560	38.36	14
Blackfriars OS	18	4	14	0	931	1470	38.78	8
Flinders University	18	3	15	0	596	1891	23.96	6
Central United	18	7	11	0	892	1083	45.16	5
Angle Vale	18	0	18	0	366	1787	17	0

## R H ELIX MEDAL

### James Hughes Ingle Farm



James	Hughes	Ingle Farm	21
Michael	Olson	Lockleys	20
Bradley	Horsell	Rosewater	18
Jacob	Sumner	West Croydon	15
Benjamin	Bradford	Lockleys	12
Gary	Sullivan	Fitzroy	11
Rhett	Quinlivan	Rosewater	10
Tristan	Harding	West Croydon	8
Gary	Heath	Central United	8
Jason	Kouba	Rosewater	8
Samuel	Naylor	Ingle Farm	7
Ben	Stewart	Fitzroy	7
Shaun	Curtis	Blackfriars OS	7
Jason	Rothwell	Central United	7
Todd	Shannon	Rosewater	6
Luke	Adcock	Lockleys	6
Damian	Chesson	Flinders University	6
Jayden	Nguyen	Mawson Lakes	6
Bradleigh	Lowe	Flinders University	6
Erik	Glouftsis	Ingle Farm	6

## LEADING GOAL KICKER TROPHY

### Todd Shannon Rosewater



Todd	Shannon	Rosewater	67
Jason	Kouba	Rosewater	57
Matthew	Mellor	West Croydon	52
Matthew	Ralph	Mawson Lakes	41
Damian	Chesson	Flinders University	40
Matthew	Augustyn	Ingle Farm	35
Samuel	Naley	Lockleys	30
Scott	Mitchell	Lockleys	29
Dylan	Brady	Ingle Farm	28
Jacob	Sumner	West Croydon	27
David	Campbell	West Croydon	26
Jamie	Histed	Blackfriars OS	25
Ben	Stewart	Fitzroy	24
Paul	Wright	Ingle Farm	22
Scott	Balchin	Rosewater	20
John	Ritzema	Central United	19
Steven	Ritzema	Central United	19
Michael	Politarhis	Lockleys	18
Michael	Olson	Lockleys	17

Round 1			5-Apr-14
Rosewater	22.25-157	1.0-6	Angle Vale
West Croydon	8.8-56	6.9-45	Central United
Lockleys	12.17-89	5.3-33	Blackfriars OS
Mawson Lakes	19.20-134	2.4-16	Flinders University
Ingle Farm	17.14-116	9.6-60	Fitzroy

Round 2			12-Apr-14
Angle Vale	8.9-57	18.10-118	West Croydon
Fitzroy	9.6-60	20.18-138	Lockleys
Flinders University	1.2-8	27.13-175	Rosewater
Central United	2.5-17	19.14-128	Ingle Farm
Blackfriars OS	4.4-28	7.14-56	Mawson Lakes

Round 3			25-Apr-14
Rosewater	14.8-92	2.10-22	Mawson Lakes
Fitzroy	14.7-91	10.10-70	Blackfriars OS
Lockleys	13.7-85	4.3-27	Central United
West Croydon	22.8-140	5.5-35	Flinders University
Ingle Farm	27.16-178	1.8-14	Angle Vale

Round 4			3-May-14
Angle Vale	1.3-9	21.18-144	Lockleys
Mawson Lakes	8.12-60	8.7-55	West Croydon
Flinders University	2.2-14	13.15-93	Ingle Farm
Central United	9.9-63	3.8-26	Fitzroy
Blackfriars OS	1.6-12	12.21-93	Rosewater

Round 5			10-May-14
West Croydon	12.7-79	8.6-54	Rosewater
Fitzroy	13.11-89	13.8-86	Angle Vale
Lockleys	20.22-142	3.4-22	Flinders University
Ingle Farm	13.8-86	10.8-68	Mawson Lakes
Blackfriars OS	6.4-40	12.9-81	Central United

Round 6			17-May-14
Angle Vale	9.1-55	13.19-97	Central United
Rosewater	16.8-104	12.6-78	Ingle Farm
West Croydon	17.15-117	3.5-23	Blackfriars OS
Mawson Lakes	4.9-33	16.18-114	Lockleys
Flinders University	6.4-40	6.12-48	Fitzroy

Round 7			24-May-14
Fitzroy	7.3-45	16.16-112	Mawson Lakes
Lockleys	12.12-84	9.9-63	Rosewater
Central United	17.20-122	1.3-9	Flinders University
Ingle Farm	17.11-113	5.9-39	West Croydon
Blackfriars OS	20.11-131	9.3-57	Angle Vale

Round 8			31-May-14
Rosewater	18.17-125	2.3-15	Fitzroy
West Croydon	7.8-50	17.13-115	Lockleys
Flinders University	14.17-101	1.8-14	Angle Vale
Mawson Lakes	4.11-35	3.9-27	Central United
Ingle Farm	12.9-81	4.8-32	Blackfriars OS

Round 9			14-Jun-14
Angle Vale	0.0-0	10.0-60	Mawson Lakes
Fitzroy	7.11-53	14.19-103	West Croydon
Lockleys	8.13-61	10.14-74	Ingle Farm
Central United	3.8-26	11.10-76	Rosewater
Blackfriars OS	23.8-146	5.5-35	Flinders University

Round 10			21-Jun-14
Angle Vale	0.0-0	39.20-254	Rosewater
Fitzroy	3.7-25	22.11-143	Ingle Farm
Flinders University	2.5-17	19.13-127	Mawson Lakes
Central United	8.10-58	10.2-62	West Croydon
Blackfriars OS	7.5-47	17.15-117	Lockleys

Round 11			28-Jun-14
Rosewater	12.13-85	3.5-23	Flinders University
West Croydon	21.16-142	0.4-4	Angle Vale
Lockleys	12.9-81	2.4-16	Fitzroy
Mawson Lakes	8.7-55	8.5-53	Blackfriars OS
Ingle Farm	8.11-59	1.6-12	Central United

Round 12			5-Jul-14
Flinders University	3.6-24	15.10-100	West Croydon
Angle Vale	0.0-0	10.0-60	Ingle Farm
Mawson Lakes	4.1-25	21.17-143	Rosewater
Central United	4.10-34	12.12-84	Lockleys
Blackfriars OS	13.9-87	9.8-62	Fitzroy

Round 13			12-Jul-14
Rosewater	22.15-147	2.3-15	Blackfriars OS
West Croydon	9.9-63	5.6-36	Mawson Lakes
Fitzroy	9.9-63	2.11-23	Central United
Lockleys	10.0-60	0.0-0	Angle Vale
Ingle Farm	20.20-140	1.2-8	Flinders University

Round 14			19-Jul-14
Angle Vale	6.3-39	13.15-93	Fitzroy
Rosewater	18.13-121	4.3-27	West Croydon
Mawson Lakes	5.13-43	15.13-103	Ingle Farm
Flinders University	0.1-1	28.20-188	Lockleys
Central United	13.10-88	5.3-33	Blackfriars OS

Round 15			26-Jul-14
Fitzroy	12.18-90	8.3-51	Flinders University
Central United	10.0-60	0.0-0	Angle Vale
Lockleys	16.11-107	4.9-33	Mawson Lakes
Ingle Farm	4.4-28	8.9-57	Rosewater
Blackfriars OS	3.7-25	22.16-148	West Croydon

Round 16			2-Aug-14
Rosewater	11.6-72	9.9-63	Lockleys
West Croydon	11.5-71	9.11-65	Ingle Farm
Flinders University	7.7-49	13.5-83	Central United
Angle Vale	0.0-0	10.0-60	Blackfriars OS
Mawson Lakes	5.6-36	9.8-62	Fitzroy

Round 17			9-Aug-14
Angle Vale	3.5-23	13.7-85	Flinders University
Fitzroy	7.4-46	16.20-116	Rosewater
Lockleys	16.16-112	7.7-49	West Croydon
Central United	3.3-21	11.18-84	Mawson Lakes
Blackfriars OS	7.13-55	14.11-95	Ingle Farm

Round 18			16-Aug-14
Rosewater	21.13-139	1.2-8	Central United
West Croydon	20.11-131	4.3-27	Fitzroy
Mawson Lakes	30.18-198	0.2-2	Angle Vale
Flinders University	8.10-58	6.5-41	Blackfriars OS
Ingle Farm	7.7-49	12.11-83	Lockleys

ELIMINATION FINAL			23-Aug-14
West Croydon	9.6-60	7.8-50	Mawson Lakes

QUALIFYING FINAL			23-Aug-14
Lockleys	9.14-68	8.13-61	Ingle Farm

2nd SEMI FINAL			30-Aug-14
Rosewater	10.13-73	4.7-31	Lockleys

1st SEMI FINAL			30-Aug-14
Ingle Farm	10.10-70	12.4-76	West Croydon

PRELIMINARY FINAL			6-Sep-14
Lockleys	9.14-68	6.9-45	West Croydon

GRAND FINAL			13-Sep-14
Rosewater	9.6-60	9.8-62	Lockleys

# NATIONAL 1 PLUMBING DIVISION 7 RESERVES

## D W SAYER SHIELD

### Henley



Team	P	W	L	D	F	A	%	PTS
Henley	16	15	1	0	1919	542	77.98	30
Flinders Park	16	12	4	0	1311	666	66.31	24
SMOSH West Lakes	16	9	7	0	1208	1022	54.17	18
Modbury	16	8	8	0	1017	985	50.8	16
Smithfield	16	11	5	0	1423	767	64.98	14
Houghton Districts	16	7	9	0	1027	1096	48.37	14
Adelaide University	16	6	10	0	846	1109	43.27	12
Sacred Heart OC	16	2	14	0	373	363	50.68	4
North Pines	16	2	14	0	448	2302	16.29	4

## F J MONTEN MEDAL

### Tom Muecke

Adelaide University



Tom	Muecke	Adelaide University	14
Tom	Burgess	Houghton Districts	12
Daniel	Roberts	Modbury	12
Scott	Chiswell	Flinders Park	12
Gavin	O'Reilly	SMOSH West Lakes	11
Sam	Livingston	SMOSH West Lakes	10
Luke	Crichton	Flinders Park	10
Joel	Calyun	Smithfield	8
Lance	Clark	Smithfield	8
Trent	Budgen	Modbury	8
Nickolas	Ivic	Adelaide University	8
Shane	Stone	Henley	7
Martin	Jeffries	Henley	6
Wade	Matthews	SMOSH West Lakes	6
Brandyn	Galletti	Henley	6
Benjamin	Greed	Modbury	6
Leigh	Costello	Henley	6
Terry	Knowles	Smithfield	5
Gavin	Henneker	Smithfield	4
Sam	Livingston	SMOSH West Lakes	4

## LEADING GOAL KICKER TROPHY

### Shane Stone

Henley



Shane	Stone	Henley	86
Luke	Crichton	Flinders Park	45
Wade	Matthews	SMOSH West Lakes	44
Damien	Wanganeen	Smithfield	32
Nickolas	Ivic	Adelaide University	28
Scott	Kroepsch	Houghton Districts	27
Brian	Leys	Henley	26
Callum	Reid	Adelaide University	23
Jamie	Lane	Smithfield	21
Ty	Hodson	Henley	18
Ayden	Roberts	Modbury	17
Kane	Egel	Henley	17
Robert	Allen	Houghton Districts	17
Sam	Shaw	Smithfield	17
Gary	Beveridge	Modbury	15
Mark	Shrive	Modbury	15
Michael	Broadbent	Smithfield	15
Luke	Dayman	Houghton Districts	13
Nathan	Marks	SMOSH West Lakes	13
Ryan	Jarman	Smithfield	13



# NATIONAL 1 PLUMBING DIVISION 7 RESERVES RESULTS

Round 1			5-Apr-14
North Pines			Bye
Modbury	5.4-34	13.11-89	Flinders Park
Houghton Districts	10.10-70	4.8-32	Adelaide University
Sacred Heart OC	10.4-64	15.12-102	Henley
Smithfield	12.15-87	9.12-66	SMOSH West Lakes
Round 2			12-Apr-14
Flinders Park	12.18-90	4.10-34	Houghton Districts
SMOSH West Lakes			Bye
North Pines	8.9-57	18.16-124	Sacred Heart OC
Henley	18.14-122	0.2-2	Modbury
Adelaide University	11.5-71	9.8-62	Smithfield
Round 3			26-Apr-14
Flinders Park	20.14-134	3.2-20	Adelaide University
Smithfield			Bye
Houghton Districts	2.4-16	29.17-191	Henley
Modbury	20.19-139	1.1-7	North Pines
Sacred Heart OC	9.8-62	11.9-75	SMOSH West Lakes
Round 4			3-May-14
Adelaide University			Bye
North Pines	1.1-7	27.11-173	Houghton Districts
Henley	10.6-66	9.7-61	Flinders Park
Smithfield	10.0-60	0.0-0	Sacred Heart OC
SMOSH West Lakes	15.17-107	4.3-27	Modbury
Round 5			10-May-14
Flinders Park	10.0-60	0.0-0	North Pines
Sacred Heart OC			Bye
Houghton Districts	6.3-39	17.8-110	SMOSH West Lakes
Modbury	12.12-84	9.13-67	Smithfield
Adelaide University	5.2-32	11.8-74	Henley
Round 6			17-May-14
Modbury			Bye
North Pines	4.2-26	37.9-231	Henley
Sacred Heart OC	10.16-76	6.6-42	Adelaide University
Smithfield	10.8-68	11.8-74	Houghton Districts
SMOSH West Lakes	5.4-34	19.7-121	Flinders Park
Round 7			24-May-14
Flinders Park	10.12-72	10.5-65	Smithfield
Houghton Districts			Bye
Henley	17.10-112	6.7-43	SMOSH West Lakes
Modbury	13.9-87	7.5-47	Sacred Heart OC
Adelaide University	25.13-163	5.2-32	North Pines
Round 8			31-May-14
Flinders Park			Bye
Sacred Heart OC	0.0-0	10.0-60	Houghton Districts
Modbury	4.3-27	8.11-59	Adelaide University
Smithfield	6.9-45	10.8-68	Henley
SMOSH West Lakes	23.10-148	7.4-46	North Pines
Round 9			14-Jun-14
Flinders Park	10.0-60	0.0-0	Sacred Heart OC
Henley			Bye
North Pines	0.1-1	29.22-196	Smithfield
Houghton Districts	5.7-37	10.12-72	Modbury
Adelaide University	3.8-26	10.14-74	SMOSH West Lakes

Round 10			21-Jun-14
Flinders Park	13.11-89	4.8-32	Modbury
North Pines			Bye
Henley	10.0-60	0.0-0	Sacred Heart OC
Adelaide University	5.8-38	12.10-82	Houghton Districts
SMOSH West Lakes	9.9-63	11.14-80	Smithfield
Round 11			28-Jun-14
SMOSH West Lakes			Bye
Sacred Heart OC	0.0-0	10.0-60	North Pines
Modbury	7.6-48	11.8-74	Henley
Houghton Districts	5.4-34	15.11-101	Flinders Park
Smithfield	12.10-82	6.14-50	Adelaide University
Round 12			5-Jul-14
Smithfield			Bye
North Pines	8.5-53	13.15-93	Modbury
SMOSH West Lakes	10.0-60	0.0-0	Sacred Heart OC
Henley	21.13-139	9.1-55	Houghton Districts
Adelaide University	14.5-89	10.6-66	Flinders Park
Round 13			12-Jul-14
Flinders Park	4.7-31	15.8-98	Henley
Adelaide University			Bye
Sacred Heart OC	0.0-0	10.0-60	Smithfield
Modbury	17.8-110	5.6-36	SMOSH West Lakes
Houghton Districts	27.17-179	5.3-33	North Pines
Round 14			19-Jul-14
Sacred Heart OC			Bye
North Pines	4.3-27	28.13-181	Flinders Park
Henley	11.15-81	3.9-27	Adelaide University
Smithfield	13.3-81	8.8-56	Modbury
SMOSH West Lakes	10.15-75	5.3-33	Houghton Districts
Round 15			26-Jul-14
Flinders Park	8.5-53	6.9-45	SMOSH West Lakes
Modbury			Bye
Adelaide University	10.0-60	0.0-0	Sacred Heart OC
Henley	43.14-272	0.0-0	North Pines
Houghton Districts	6.4-40	7.10-52	Smithfield
Round 16			2-Aug-14
Houghton Districts			Bye
Smithfield	13.10-88	6.7-43	Flinders Park
North Pines	7.8-50	4.10-34	Adelaide University
Sacred Heart OC	0.0-0	10.0-60	Modbury
SMOSH West Lakes	3.4-22	28.11-179	Henley
Round 17			9-Aug-14
Flinders Park			Bye
North Pines	2.8-20	15.19-109	SMOSH West Lakes
Houghton Districts	10.0-60	0.0-0	Sacred Heart OC
Henley	7.8-50	10.10-70	Smithfield
Adelaide University	11.10-76	9.4-58	Modbury
Round 18			16-Aug-14
Henley			Bye
Sacred Heart OC	0.0-0	10.0-60	Flinders Park
Modbury	13.10-88	6.5-41	Houghton Districts
Smithfield	40.20-260	4.5-29	North Pines
SMOSH West Lakes	20.21-141	4.3-27	Adelaide University

ELIMINATION FINAL			23-Aug-14
Modbury	7.8-50	7.12-54	Smithfield

QUALIFYING FINAL			23-Aug-14
Flinders Park	11.13-79	4.4-28	SMOSH West Lakes

2nd SEMI FINAL			30-Aug-14
Henley	14.11-95	6.6-42	Flinders Park

1st SEMI FINAL			30-Aug-14
SMOSH West Lakes	9.8-62	11.9-75	Smithfield

PRELIMINARY FINAL			6-Sep-14
Flinders Park	10.13-73	2.14-26	Smithfield

GRAND FINAL			13-Sep-14
Henley	10.8-68	8.9-57	Flinders Park

## PREMIERSHIP TROPHY

### Prince Alfred OC



Team	P	W	L	D	F	A	%	PTS
Prince Alfred OC	16	15	1	0	1829	435	80.79	30
Hope Valley	16	15	1	0	1625	664	70.99	30
Colonel Light Gardens	16	9	7	0	1229	849	59.14	18
Tea Tree Gully	16	8	8	0	1347	1038	56.48	16
Old Ignatians	16	8	8	0	961	1073	47.25	16
Payneham NU	16	8	8	0	961	1093	46.79	16
Golden Grove	16	5	11	0	778	1268	38.03	10
North Haven	16	3	13	0	583	1419	29.12	6
Salisbury	16	1	15	0	458	1932	19.16	2

## H V MILLARD MEDAL

### Gregory Kells Tea Tree Gully



Gregory	Kells	Tea Tree Gully	26
Cameron	Garry	Prince Alfred OC	17
Jack	Dent	Prince Alfred OC	16
Daniel	Hussey	Golden Grove	13
Justin	Kuhar	Hope Valley	13
Scott	Clay	Hope Valley	11
Henry	Schreier	Hope Valley	11
Paul-Alexander	Politis	Prince Alfred OC	10
Mathew	Hellmanns	Hope Valley	10
James	Watt	Colonel Light Gardens	9
Andre	Kulpe	Hope Valley	9
Damon	Robinson	Old Ignatians	9
Adam	Harris	Colonel Light Gardens	8
Michael	Ford	Payneham NU	8
Addison	Lands	Old Ignatians	7
Elliot	Ben	Old Ignatians	6
Richard	Saunders	North Haven	6
Cody	Mulloy	Colonel Light Gardens	5
Simon	Bennett	Payneham NU	5
Jordan	Robertson	Colonel Light Gardens	5

## LEADING GOAL KICKER TROPHY

### Harry Bilyk Prince Alfred OC



Harry	Bilyk	Prince Alfred OC	56
Jack	Dent	Prince Alfred OC	50
Justin	Kuhar	Hope Valley	40
Damian	Pontt	Tea Tree Gully	40
Cameron	Garry	Prince Alfred OC	35
Wesley	Aldenhoven	Hope Valley	34
Aaron	Brown	Colonel Light Gardens	33
Luke	Steele	Hope Valley	26
Domenic	Parrella	Payneham NU	26
Chris	Langman	Tea Tree Gully	23
Gregory	Kells	Tea Tree Gully	23
Gregory	Pugliese	Hope Valley	23
Brett	Potter	Colonel Light Gardens	22
Henry	Schreier	Hope Valley	21
Kym	Klomp	Payneham NU	19
Damien	Lee	Salisbury	19
Aaron	Richards	Prince Alfred OC	16
Dane	Treloar	Old Ignatians	15
Addison	Lands	Old Ignatians	15
Simon	Howlett	Payneham NU	14

## DIVISION 8 RESERVES RESULTS

Round 1			5-Apr-14
Old Ignatians			Bye
Hope Valley	11.7-73	8.12-60	Colonel Light Gdns
North Haven	1.3-9	11.11-77	Salisbury
Payneham NU	15.6-96	7.6-48	Golden Grove
Tea Tree Gully	6.4-40	17.9-111	Prince Alfred OC
Round 2			12-Apr-14
Colonel Light Gdns	24.14-158	4.1-25	North Haven
Salisbury			Bye
Golden Grove	8.9-57	16.14-110	Tea Tree Gully
Old Ignatians	15.11-101	7.4-46	Payneham NU
Prince Alfred OC	16.21-117	2.0-12	Hope Valley
Round 3			26-Apr-14
Colonel Light Gdns			Bye
Golden Grove	5.5-35	17.18-120	Prince Alfred OC
North Haven	2.9-21	15.12-102	Hope Valley
Payneham NU	17.18-120	4.3-27	Salisbury
Tea Tree Gully	15.11-101	6.7-43	Old Ignatians
Round 4			3-May-14
Colonel Light Gdns	7.9-51	10.7-67	Payneham NU
Hope Valley			Bye
Old Ignatians	6.16-52	7.5-47	Golden Grove
Prince Alfred OC	19.16-130	2.2-14	North Haven
Salisbury	7.13-55	15.19-109	Tea Tree Gully
Round 5			10-May-14
North Haven			Bye
Golden Grove	19.16-130	8.3-51	Salisbury
Prince Alfred OC	14.8-92	8.8-56	Old Ignatians
Payneham NU	8.3-51	13.8-86	Hope Valley
Tea Tree Gully	12.10-82	13.7-85	Colonel Light Gdns
Round 6			17-May-14
Colonel Light Gdns	15.19-109	3.4-22	Golden Grove
Prince Alfred OC			Bye
Hope Valley	14.10-94	12.6-78	Tea Tree Gully
North Haven	5.10-40	7.13-55	Payneham NU
Salisbury	5.3-33	14.27-111	Old Ignatians
Round 7			24-May-14
Payneham NU			Bye
Golden Grove	6.11-47	18.10-118	Hope Valley
Old Ignatians	13.14-92	7.1-43	Colonel Light Gdns
Tea Tree Gully	19.11-125	4.7-31	North Haven
Prince Alfred OC	25.16-166	1.5-11	Salisbury
Round 8			31-May-14
Colonel Light Gdns	20.18-138	5.3-33	Salisbury
Tea Tree Gully			Bye
Hope Valley	15.11-101	5.11-41	Old Ignatians
Payneham NU	3.3-21	15.9-99	Prince Alfred OC
North Haven	4.5-33	13.10-88	Golden Grove
Round 9			14-Jun-14
Golden Grove			Bye
Old Ignatians	8.14-62	6.6-42	North Haven
Prince Alfred OC	15.6-96	3.3-21	Colonel Light Gdns
Tea Tree Gully	5.11-41	11.9-75	Payneham NU
Salisbury	1.0-6	27.11-173	Hope Valley

Round 10			21-Jun-14
Colonel Light Gdns	7.4-46	11.11-77	Hope Valley
Old Ignatians			Bye
Golden Grove	9.8-62	5.16-46	Payneham NU
Prince Alfred OC	20.8-128	4.4-28	Tea Tree Gully
Salisbury	2.6-18	13.10-88	North Haven
Round 11			28-Jun-14
Salisbury			Bye
Hope Valley	12.18-90	4.1-25	Prince Alfred OC
North Haven	5.12-42	4.7-31	Colonel Light Gdns
Payneham NU	13.5-83	6.9-45	Old Ignatians
Tea Tree Gully	5.8-38	5.9-39	Golden Grove
Round 12			5-Jul-14
Colonel Light Gdns			Bye
Hope Valley	18.12-120	1.4-10	North Haven
Old Ignatians	6.8-44	16.9-105	Tea Tree Gully
Prince Alfred OC	21.16-142	1.2-8	Golden Grove
Salisbury	4.5-29	13.15-93	Payneham NU
Round 13			12-Jul-14
Hope Valley			Bye
Golden Grove	5.10-40	10.10-70	Old Ignatians
North Haven	3.1-19	16.19-115	Prince Alfred OC
Payneham NU	3.9-27	10.5-65	Colonel Light Gdns
Tea Tree Gully	22.19-151	2.2-14	Salisbury
Round 14			19-Jul-14
Colonel Light Gdns	14.17-101	7.2-44	Tea Tree Gully
North Haven			Bye
Hope Valley	15.22-112	4.1-25	Payneham NU
Old Ignatians	4.5-29	9.8-62	Prince Alfred OC
Salisbury	7.5-47	8.8-56	Golden Grove
Round 15			26-Jul-14
Prince Alfred OC			Bye
Golden Grove	5.10-40	9.5-59	Colonel Light Gdns
Old Ignatians	11.18-84	2.2-14	Salisbury
Payneham NU	16.12-108	6.3-39	North Haven
Tea Tree Gully	10.11-71	13.4-82	Hope Valley
Round 16			2-Aug-14
Colonel Light Gdns	18.13-121	3.4-22	Old Ignatians
Payneham NU			Bye
Hope Valley	17.12-114	3.1-19	Golden Grove
North Haven	7.3-45	18.12-120	Tea Tree Gully
Salisbury	0.0-0	32.18-210	Prince Alfred OC
Round 17			9-Aug-14
Tea Tree Gully			Bye
Golden Grove	5.10-40	9.9-63	North Haven
Old Ignatians	5.9-39	13.3-81	Hope Valley
Prince Alfred OC	21.18-144	2.2-14	Payneham NU
Salisbury	5.5-35	15.14-104	Colonel Light Gdns
Round 18			16-Aug-14
Colonel Light Gdns	5.7-37	10.12-72	Prince Alfred OC
Golden Grove			Bye
Hope Valley	29.16-190	1.2-8	Salisbury
North Haven	9.8-62	10.10-70	Old Ignatians
Payneham NU	5.4-34	15.14-104	Tea Tree Gully

ELIMINATION FINAL			23-Aug-14
Tea Tree Gully	8.7-55	5.9-39	Old Ignatians

2nd SEMI FINAL			30-Aug-14
Prince Alfred OC	6.10-46	13.5-83	Hope Valley

QUALIFYING FINAL			23-Aug-14
Hope Valley	10.11-71	7.4-46	Colonel Light Gdns

1st SEMI FINAL			30-Aug-14
Colonel Light Gdns	11.11-77	9.8-62	Tea Tree Gully

PRELIMINARY FINAL			6-Sep-14
Prince Alfred OC	15.13-103	2.8-20	Colonel Light Gdns

GRAND FINAL			13-Sep-14
Hope Valley	7.9-51	8.5-53	Prince Alfred OC



**PREMIERSHIP TROPHY**

**Goodwood Saints**



Team	P	W	L	D	F	A	%	PTS
Goodwood Saints	18	16	2	0	2001	657	75.28	32
Unley Mercedes Jets	18	15	3	0	1880	774	70.84	30
Rostrevor OC	18	14	4	0	1806	540	76.98	28
Adelaide University	18	12	5	1	1495	909	62.19	25
Port District	18	10	8	0	1469	1026	58.88	20
Walkerville	18	8	9	1	1258	1176	51.68	17
PHOS Camden	18	5	13	0	676	1602	29.68	10
St Peter's OC	18	4	14	0	810	1549	34.34	8
Salisbury North	18	3	15	0	572	1878	23.35	6
Gaza	18	2	16	0	570	2306	19.82	4

**P A COLLINS MEDAL**

**Callum Rohde**  
Adelaide University



Callum	Rohde	Adelaide University	33
Ricky	Wiseman	Port District	33
Brenton	Meier	Adelaide University	15
Samuel	Roberts	Unley Mercedes Jets	13
Craig	Davies	Unley Mercedes Jets	12
Matthew	Martin	Walkerville	10
Craig	Fabbian	Rostrevor OC	9
Leon	Krasnov	Walkerville	9
Andrew	O'Connor	Rostrevor OC	8
Adam	Catt	Goodwood Saints	8

**LEADING GOAL KICKER TROPHY**

**Brenton Meier**  
Adelaide University



Brenton	Meier	Adelaide University	50
Ricky	Wiseman	Port District	47
Luke	Levi	Port District	29
Simon	Stapleton	Goodwood Saints	27
Samuel	Rosa	Goodwood Saints	27
David	Hodges	Unley Mercedes Jets	27
Jason	Fleming	Goodwood Saints	25
Nick	O'Connell	Goodwood Saints	25
David	Jean	Adelaide University	27
Jordan	Maslen	Goodwood Saints	22

ELIMINATION FINAL 23-Aug-14			
Adelaide University	15.7-97	8.5-53	Port District
2nd SEMI FINAL 30-Aug-14			
Goodwood Saints	10.8-68	5.8-38	Rostrevor OC
PRELIMINARY FINAL 6-Sep-14			
Rostrevor OC	5.11-41	13.9-87	Adelaide University

QUALIFYING FINAL 23-Aug-14			
Unley Mercedes Jets	6.8-44	5.15-45	Rostrevor OC
1st SEMI FINAL 30-Aug-14			
Unley Mercedes Jets	7.4-46	12.22-94	Adelaide University
GRAND FINAL 13-Sep-14			
Goodwood Saints	9.9-63	8.5-53	Adelaide University

## PREMIERSHIP TROPHY

### Athelstone



Team	P	W	L	D	F	A	%	PTS
Athelstone	18	17	1	0	1739	602	74.28	34
Broadview	18	15	3	0	1676	746	69.2	30
Plympton	18	13	5	0	1368	817	62.61	26
Seaton Ramblers	18	13	5	0	1413	848	62.49	26
Gepps Cross	18	9	9	0	1099	958	53.43	18
Adelaide University	18	8	10	0	1057	1070	49.69	16
Eastern Park	18	8	10	0	1030	1349	43.3	16
Portland	18	4	14	0	906	1198	43.06	8
Elizabeth	18	3	15	0	540	1800	23.08	6
Fitzroy	18	0	18	0	0	0	0	0

### J A BURCHELL MEDAL

#### Timothy Rosenberg Gepps Cross



Timothy	Rosenberg	Gepps Cross	23
Kevin	Hopper	Athelstone	20
Ryan	Juers	Broadview	17
Malcolm	Grossmann	Athelstone	16
Ben	Juers	Broadview	16
Alexander	Howes	Adelaide University	12
Adam	Waldon	Athelstone	12
Joel	Morizzi	Seaton Ramblers	9
Jeremy	Janitz	Plympton	7
Ross	Moore	Plympton	6

### LEADING GOAL KICKER TROPHY

#### Stephen McMahon Broadview



Stephen	McMahon	Broadview	56
Steve	Berggren	Seaton Ramblers	55
Kevin	Hopper	Athelstone	48
Malcolm	Grossmann	Athelstone	44
Adam	Waldon	Athelstone	34
Ross	Moore	Plympton	31
Gianni	Pannozzo	Athelstone	30
Patrick	Caroscio	Seaton Ramblers	25
Matthew	Berkholst	Gepps Cross	22
Clinton	Payne	Gepps Cross	22

#### ELIMINATION FINAL 23-Aug-14

Seaton Ramblers 15.10-100 7.4-46 Gepps Cross

#### 2nd SEMI FINAL 30-Aug-14

Athelstone 13.8-86 4.8-32 Broadview

#### PRELIMINARY FINAL 6-Sep-14

Broadview 10.12-72 3.5-23 Seaton Ramblers

#### QUALIFYING FINAL 23-Aug-14

Broadview 10.12-72 7.3-45 Plympton

#### 1st SEMI FINAL 30-Aug-14

Plympton 7.5-47 13.7-85 Seaton Ramblers

#### GRAND FINAL 13-Sep-14

Athelstone 10.8-68 9.4-58 Broadview

**PREMIERSHIP TROPHY**

**Pembroke OS**



Team	P	W	L	D	F	A	%	PTS
Pembroke OS	18	16	1	1	1727	542	76.11	33
Scotch OC	18	15	3	0	1226	623	66.31	30
Prince Alfred OC	18	12	6	0	1468	1166	55.73	24
Adelaide University	18	11	7	0	1076	966	52.69	22
Kenilworth	18	10	8	0	1288	1080	54.39	20
Adelaide Lutheran	18	7	11	0	1144	1122	50.49	14
Woodville South	18	5	12	1	1014	1321	43.43	11
Pulteney	18	5	13	0	746	1196	38.41	10
CBC Old Collegians	18	5	13	0	610	1169	34.29	10
Mitcham	18	3	15	0	666	1540	30.19	6

**R B LAMBERT MEDAL**

**Wesley Legrand**  
Adelaide University



Wesley	Legrand	Adelaide University	24
Adam	Williams	Scotch OC	19
Mathew	Stancl	Adelaide Lutheran	18
Frankie	Deans-Costi	Pulteney	11
Aaron	Tkalec	Woodville South	11
Thomas	Wilson	Pembroke OS	11
Nicholas	Pemberton	Prince Alfred OC	10
Sam	Prior	Mitcham	9
Daniel	Baer	Kenilworth	9
Jesse	Whinnen	Pulteney	9

**LEADING GOAL KICKER TROPHY**

**John Waltham**  
Prince Alfred OC



John	Waltham	Prince Alfred OC	71
Michael	Gilmour	Kenilworth	39
Scot	Tyndall	Prince Alfred OC	34
Mathew	Stancl	Adelaide Lutheran	32
Thomas	Wilson	Pembroke OS	30
Jono	Buck	Scotch OC	29
Luke	Hofmeyer	Kenilworth	27
Todd	Bevan	Pembroke OS	24
Benjamin	Vezis	Adelaide University	23
Sam	Lawrence	Pembroke OS	23

ELIMINATION FINAL				23-Aug-14
Adelaide University	6.7-43	10.12-72	Kenilworth	
2nd SEMI FINAL				30-Aug-14
Pembroke OS	15.8-98	6.7-43	Scotch OC	
PRELIMINARY FINAL				6-Sep-14
Scotch OC	6.5-41	6.8-44	Prince Alfred OC	

QUALIFYING FINAL				23-Aug-14
Scotch OC	7.6-48	6.4-40	Prince Alfred OC	
1st SEMI FINAL				30-Aug-14
Prince Alfred OC	11.18-84	7.6-48	Kenilworth	
GRAND FINAL				13-Sep-14
Pembroke OS	9.8-62	2.9-21	Prince Alfred OC	



**PREMIERSHIP TROPHY**

**Mawson Lakes**



Team	P	W	L	D	F	A	%	PTS
Ingle Farm	18	16	2	0	1549	694	69.06	32
Lockleys	18	16	2	0	1376	640	68.25	32
Trinity OS	18	12	5	1	1285	861	59.88	25
Rosewater	18	11	7	0	1187	789	60.07	22
Mawson Lakes	18	10	8	0	1134	767	59.65	20
Glenunga	18	6	12	0	872	1309	39.98	12
Modbury	18	5	12	1	833	1078	43.59	11
Hectorville	18	4	13	1	623	766	44.85	9
Para Hills	18	4	13	1	826	1514	35.3	9
Pooraka	18	4	14	0	710	1317	35.03	8

**H D NAYLOR MEDAL**

**LEADING GOAL KICKER TROPHY**

**Daniel Pilgram-Lynch**  
Glenunga



**Thomas Krieg**  
Trinity OS



Daniel	Pilgram-Lynch	Glenunga	33	Thomas	Krieg	Trinity OS	45
Jamie	Thomas	Modbury	18	Kym	Rasheed	Rosewater	33
Ryan	Glowik	Modbury	16	Lachlan	Stone	Ingle Farm	29
David	Minshaw	Para Hills	12	Steven	O'Rielly	Lockleys	23
Brian	Curtis	Rosewater	12	Timmy	Chatzopoulos	Ingle Farm	19
Steven	O'Rielly	Lockleys	10	Kelton	Young	Rosewater	20
Matthew	Justice	Ingle Farm	10	Ryan	Glowik	Modbury	18
Samuel	Naley	Lockleys	9	Duane	Tilka	Ingle Farm	17
Anthony	Francis	Trinity OS	8	Jeff	Clarke	Mawson Lakes	16
Shane	Goodwin	Para Hills	8	Ray	Harris	Rosewater	16

ELIMINATION FINAL		23-Aug-14	
Rosewater	6.4-40	13.7-85	Mawson Lakes

2nd SEMI FINAL		30-Aug-14	
Ingle Farm	5.10-40	13.9-87	Trinity OS

PRELIMINARY FINAL		6-Sep-14	
Ingle Farm	7.3-45	15.14-104	Mawson Lakes

QUALIFYING FINAL		23-Aug-14	
Lockleys	6.9-45	9.8-62	Trinity OS

1st SEMI FINAL		30-Aug-14	
Lockleys	1.4-10	11.14-80	Mawson Lakes

GRAND FINAL		13-Sep-14	
Trinity OS	6.3-39	12.7-79	Mawson Lakes

**PREMIERSHIP TROPHY**

**Kilburn**



Team	P	W	L	D	F	A	%	PTS
Salisbury - C7	9	8	1	0	737	177	80.63	16
Kilburn - C7	9	7	2	0	655	173	79.11	14
Kenilworth - C7	9	2	7	0	150	729	17.06	4
Goodwood Saints - C7	9	1	8	0	193	656	22.73	2

**MARIE LITTLE OAM MEDAL**

**Lindsay Drowley**  
Kilburn



Lindsay	Drowley	Kilburn	9
Christopher	McQueen	Kilburn	8
Andrew	Doecke	Salisbury	8
Adam	Hamilton	Salisbury	8
Christopher	Woolley	Kilburn	7
Steven	Hall	Salisbury	6
Shane	Smith	Salisbury	6
Steven	McCudden	Kilburn	6
Matthew	Pacchiano	Kenilworth	6



Lindsay Drowley being presented with the Marie Little OAM Medal by former Inclusive Sport Chairperson, Cr Carol Martin

**2nd SEMI FINAL 27-Jul-14**

Salisbury - C7 4.5-29 6.10-46 Kilburn - C7

**PRELIMINARY FINAL 3-Aug-14**

Salisbury - C7 10.8-68 2.3-15 Kenilworth - C7

**1st SEMI FINAL 27-Jul-14**

Kenilworth - C7 7.4-46 4.10-34 Goodwood Saints - C7

**GRAND FINAL 10-Aug-14**

Kilburn - C7 8.7-55 6.4-40 Salisbury - C7



**PREMIERSHIP TROPHY**

**Payneham NU**



Team	P	W	L	D	F	A	%	PTS
Payneham NU	18	16	2	0	1554	789	66.33	32
Tea Tree Gully	18	15	3	0	1601	740	68.39	30
Modbury	18	11	7	0	1236	1093	53.07	22
Gepps Cross	18	10	8	0	1329	1367	49.3	20
Golden Grove	18	9	8	1	1241	1115	52.67	19
Broadview	18	9	9	0	1319	915	59.04	18
Ingle Farm	18	9	9	0	1234	1211	50.47	12
Salisbury	18	7	10	1	1096	1283	46.07	9
Hope Valley	18	3	15	0	867	1749	33.14	6
Smithfield	18	0	18	0	366	1041	26.01	0

**D A TOTHILL MEDAL**

**Dylan Schoenmakers**  
Tea Tree Gully



Dylan	Schoenmakers	Tea Tree Gully	19
Alexander	Jolly	Salisbury	18
Riley	Trenerry	Broadview	15
Locklyn	Marsland	Golden Grove	14
Kurtis	Stringer	Payneham NU	13
Luke	Childs	Gepps Cross	13
Brandon	Iuliano	Tea Tree Gully	12
James	Mapstone	Broadview	11
Brodie	Geisler	Modbury	10
Travis	Edwards	Modbury	10

**LEADING GOAL KICKER TROPHY**

**Dylan Schoenmakers**  
Tea Tree Gully



Dylan	Schoenmakers	Tea Tree Gully	74
Nicholas	Wundke	Payneham NU	66
Fraser	Rickard	Golden Grove	37
Steven	Peter	Tea Tree Gully	31
Jake	Halliday	Golden Grove	31
Nikolas	Papaioannou	Broadview	27
Gaylen	Mentha	Gepps Cross	28
Benjamin	Pearce	Modbury	26
James	Hoffman	Salisbury	25
Zachary	Slade	Broadview	25

**ELIMINATION FINAL 24-Aug-14**

Gepps Cross 10.10-70 11.11-77 Golden Grove

**2nd SEMI FINAL 31-Aug-14**

Payneham NU 14.7-91 7.5-47 Tea Tree Gully

**PRELIMINARY FINAL 7-Sep-14**

Tea Tree Gully 16.10-106 8.1-49 Modbury

**QUALIFYING FINAL 24-Aug-14**

Tea Tree Gully 14.10-94 4.8-32 Modbury

**1st SEMI FINAL 31-Aug-14**

Modbury 8.7-55 5.15-45 Golden Grove

**GRAND FINAL 14-Sep-14**

Payneham NU 9.10-64 9.9-63 Tea Tree Gully



## DIVISION UNDER 18 YELLOW

### PREMIERSHIP TROPHY

## Goodwood Saints



Team	P	W	L	D	F	A	%	PTS
Flinders Park	18	15	3	0	1744	789	68.85	30
Henley	18	15	3	0	1660	873	65.53	30
Goodwood Saints	18	14	3	1	1763	567	75.67	29
Sacred Heart OC	18	14	3	1	1665	585	74	29
Port District	18	10	8	0	1169	1038	52.97	20
Plympton	18	8	10	0	1179	1021	53.59	16
Unley Mitcham	18	5	12	1	838	1245	40.23	11
Fitzroy	18	4	14	0	788	1372	36.48	8
Woodville South	18	3	15	0	576	1874	23.51	6
Portland	18	0	17	1	484	2262	17.63	1

### H J MUTTON MEDAL

### LEADING GOAL KICKER TROPHY

## Spencer Johnson

Flinders Park



Spencer	Johnson	Flinders Park	23
Clinton	Donald	Goodwood Saints	20
Chad	Comitogianni	Flinders Park	16
Christian	Vince	Sacred Heart OC	15
John	Noble	Sacred Heart OC	15
Mark	Noble	Sacred Heart OC	14
Jasper	Barritt	Plympton	14
Maxim	Walker	Unley Mitcham	10
Dhenon	Economou	Woodville South	10
Joshua	Stoyel	Goodwood Saints	9

## Spencer Johnson

Flinders Park



Spencer	Johnson	Flinders Park	102
Lachlan	Hosie	Henley	68
Jack	Hambly	Henley	66
Liam	Morris	Sacred Heart OC	47
Anthony	Pigliacelli	Fitzroy	42
Joshua	Stoyel	Goodwood Saints	39
Carter	Grieve	Goodwood Saints	37
Jack	Heaney	Goodwood Saints	31
Dylan	Harby	Goodwood Saints	27
Jason	Binns	Plympton	26
Paul	Petrzelli	Flinders Park	26

ELIMINATION FINAL				24-Aug-14
Sacred Heart OC	11.7-73	7.7-49	Port District	
2nd SEMI FINAL				31-Aug-14
Flinders Park	13.8-86	5.6-36	Goodwood Saints	
PRELIMINARY FINAL				7-Sep-14
Goodwood Saints	8.12-60	6.5-41	Henley	

QUALIFYING FINAL				24-Aug-14
Henley	7.9-51	9.4-58	Goodwood Saints	
1st SEMI FINAL				31-Aug-14
Henley	8.8-56	8.3-51	Sacred Heart OC	
GRAND FINAL				14-Sep-14
Flinders Park	7.13-55	8.15-63	Goodwood Saints	

## Player Life Members - 150 Games in SAAFL

Name	Club
Adelaide Lutheran	Trevor Jenke
Athelstone	Daniel Sullivan
Athelstone	Justin Sheedy
Athelstone	Steve Willment
Athelstone	Ben Lomman
Elizabeth	Alan Casey
Elizabeth	Ben Taylor
Flinders Park	Stephen Hansen
Flinders Park	Leigh Robertson
Gepps Cross	Timothy Rosenberg
Gepps Cross	Daniel Arthur
Golden Grove	Andrew Hunter
Golden Grove	Mitchell Buttress
Golden Grove	Bodie Williams
Golden Grove	Nathan Brook
Henley	Zach Lawless
Henley	Zack Bellingham
Henley	Bradley Gill
Houghton	Simon Marsh
Houghton Districts	Sean Bird
Lockleys	Billy Rowswell
Mawson Lakes	Lachlan Kennett
Mawson Lakes	Mark Chilvers
Mitcham	Dylan Gomer
Mitcham	Leigh Qurban
Mitcham	Adam Treloar
Mitcham	Matthew Elton
Mitcham	Tom Greenshields
Modbury	Todd Davies
Modbury	Daniel Mitchell
Modbury	Todd Stanton
Modbury	Mark Stopp
Modbury	Jamie Thomas

Name	Club
Para Hills	Giao Chau
Para Hills	Lynton Power
Para Hills	Barry Dowling
Para Hills	Wealth Thach
Payneham NU	James Kollias
Payneham NU	David Aston
Payneham NU	Nick Jolly
Prince Alfred OC	Andrew Phillips
Prince Alfred OC	Scot Tyndall
Prince Alfred OC	Aaron Richards
Prince Alfred OC	George Choimes
Prince Alfred OC	Benjamin Nicholls
Rosewater	Ryan Medhurst
Rostrevor OC	Vic Pisaniello
Rostrevor OC	Craig Fabbian
Salisbury West	Adam Nudo
SMOSH West Lakes	Andrew Breeding
SMOSH West Lakes	Gavin O'Reilly
Trinity	Matthew Skeen
Trinity	Adrian Zorich
Trinity	Matthew Perry
West Croydon	Joe Clavell
West Croydon	Luke Francis
Westminster OS	Robert Hayes
Westminster OS	Luke Warburton



# Club Senior Premierships 1911 - 2014

CLUB	
Adelaide University	78
Broadview	36
Goodwood Saints	26
Prince Alfred Old Collegians	25
Walkerville	25
Flinders Park	24
Kilburn	21
Saint Peters Old Collegians	21
Modbury	20
Rostrevor Old Collegians	20
Henley	19
Old Ignatians	18
Semaphore Centrals	17
Adelaide College	16
Tea Tree Gully	16
Riverside	15
Scotch Old Collegians	15
Gepps Cross	14
Port District	14
Pulteney Old Scholars	14
Sacred Heart Old Collegians	13
Seaton Ramblers	13
Gaza	12
Glenunga	12
SMOSH	12
Exeter	11
Flinders University	11
Mitcham	11
Payneham	11
Pembroke Old Scholars	11
Rosewater	11
Woodville South	11
Adelaide Lutheran	10
Greenacres	10
PHOS Camden	10
SMOSH West Lakes	10
Plympton	9
Athelstone	8
CBC Old Collegians	8
Colonel Light Gardens	8
Ferryden Park	8
Golden Grove	8
Kenilworth	8
West Croydon	8
Fitzroy	7

CLUB	
HopeValley	7
North Haven	7
Payneham Norwood Union	7
Pooraka	7
Westminster Old Scholars	7
Alberton United	6
Brighton High Old Scholars	6
Eastern Park	6
Hectorville	6
Plympton High Old Scholars	6
Portland	6
Salisbury West	6
Unley	6
Goodwood	5
Ingle Farm	5
Salisbury	5
ANZ Bank	4
Ethelton	4
Glandore	4
Greek	4
Greek Camden	4
Henley High Old Scholars	4
Lockleys	4
National Bank	4
North Pines	4
Ovingham	4
Para Hills	4
Saint Dominics	4
Saint Raphaels	4
Semaphore Park	4
West Lakes	4
Banksia Park Old Scholars	3
Blackfriars Old Scholars	3
Brighton	3
Brighton District & OS	3
Burnside-Kensington	3
Central United	3
Edwardstown	3
Elizabeth	3
SA Institute of Technology	3
Salisbury College	3
Trans Adelaide	3
Underdale United	3
Unley Mercedes Jets	3
West Adelaide United	3

CLUB	
Wingfield Royals	3
Woodville	3
Allenby Gardens	2
Eastwood	2
Edwardstown Baptist	2
Henley and Grange	2
Henley Greek	2
Kenilworth Colonel Light	2
Kingswood	2
Mitchell Park	2
Norwood Union	2
Paralowie	2
Post-Tel Institute	2
Renown Park	2
Saint Pauls College OC	2
Salisbury North	2
Smithfield	2
Aboriginal Community College	1
Birkenhead Sports	1
Brahma Lodge	1
Campbelltown Magill	1
Cedars	1
Henley District and OS	1
Houghton Districts	1
Immanuel Old Scholars	1
Kensington	1
Mawson Lakes	1
Nunga Community	1
Royal Park	1
Salesian Old Collegians	1
The Parks	1
Torrens College of Adv Edu	1
Unley High Old Scholars	1
Western Teachers College	1
Woodville District	1
Woodville West	1
Trinity OS	0



# Club Senior Medallists 1911 - 2014

CLUB	
Adelaide University	64
Broadview	28
Scotch Old Collegians	25
Saint Peter's Old Collegians	23
Kilburn	22
Adelaide College	21
Kenilworth	20
Prince Alfred Old Collegians	20
Rosewater	20
Seaton Ramblers	19
Modbury	18
FlindersPark	17
Gepps Cross	17
Tea Tree Gully	17
Fitzroy	16
Goodwood Saints	16
Pembroke Old Scholars	16
Port District	16
Rostrevor Old Collegians	16
Trans Adelaide	16
Colonel Light Gardens	15
Pulteney	15
Gaza	14
Ethelton	13
Exeter	12
Greenacres	12
Ovingham	12
Payneham	12
Riverside	12
Walkerville	12
Hope Valley	11
Westminster Old Scholars	11
Alberton United	10
Glenunga	10
Golden Grove	10
Hectorville	10
Henley	10
Mitcham	10
Old Ignatians	10
Para Hills	10
Sacred Heart Old Collegians	10
Saint Michael's OS & Hindmarsh	10
SMOSH West Lakes	10

CLUB	
West Croydon	10
Woodville South	10
Athelstone	9
BrightonHigh Old Scholars	9
Burnside-Kensington	9
Goodwood	9
Houghton Districts	9
Ingle Farm	9
Semaphore Central	9
Eastern Park	8
Plympton	8
Portland	8
Saint Dominics	8
Salisbury North	8
Salisbury West	8
Unley	8
Edwardstown	7
Ferryden Park	7
Kingswood	7
Norwood Union	7
Payneham Norwood Union	7
Pooraka	7
Smithfield	7
Adelaide Lutheran	6
Henley and Grange	6
PHOS Camden	6
West Lakes	6
Adelaide High Old Scholars	5
Flinders University	5
Greek Camden	5
Lockleys	5
Mile End Cats	5
Paralowie	5
Salisbury	5
Banksia Park	4
North Pines	4
Post-Tel Institute	4
Salisbury College	4
Trinity OS	4
Wingfield Royals	4
Campbelltown Magill	3
Christian Brothers College OC	3
Eastwood	3

CLUB	
Elizabeth	3
North Haven	3
ParaHoughton	3
Plympton High Old Scholars	3
Saint Paul's College OS	3
Taperoo	3
Underdale United	3
Woodville District	3
Woodville West	3
ANZ Bank	2
Brahma Lodge	2
Brighton	2
Brighton District & OS	2
Central United	2
Glandore	2
Henley District and OS	2
Henley High Old Scholars	2
Kelvinator	2
Myer	2
Renown Park	2
Saint Peter's YCW	2
Saint Raphaels	2
Salesian	2
University of South Australia	2
Aboriginal Community College	1
Cedars	1
Combined Banks	1
Edwardstown Baptist	1
Greek	1
Kenilworth Colonel Light	1
Long Range Weapons	1
Mawson Lakes	1
Mitchell Park	1
Para District Uniting	1
Royal Park	1
Salisbury Central	1
Sturt College of Adv Education	1
Torrens College of Adv Edu	1
Unley Amateurs	1
Western Warriors	1
Woodville	1
YMCA	1
Blackfriars OS	0

# Division 1 Medallists 1911 - 2014

YEAR	NAME	CLUB
Naylor Medal		
1915	CE Pellew	University
<b>1916-1919</b>	<b>World War I</b>	
1922	HG Prest	University
1923	DF Clarke	Semaphore Central
1924	AG Smith	Teachers Training College
1925	W McRae	YMCA
1926	G Murray	Kenilworth
Hone Medal		
1927	AL Mitchell	Teachers Training College
1928	L Webber	Underdale
1929	CB Sangster	University
1930	RDS Walter	Teachers Training College
1931	RDS Walter	Teachers Training College
1932	W Curtis	Alberton Church United
	GP Day	Teachers Training College
1933	A Walker	Kenilworth
1934	MW Evans	Prince Alfred OC
1935	R McArthur	Goodwood
1936	LA Reeves	Kenilworth
1937	JC Stephens	Prince Alfred OC
	RT Clark	St Peter's OC
1938	LA Reeves	Kenilworth
1939	G Matson	Underdale
1940	RKA Thompson	Underdale
1941	R Kendle	Payneham
<b>1942-1945</b>	<b>World War II</b>	
1946	H Harris	Colonel Light Gardens
	D Russell	Exeter
1947	CR Halliday	Payneham
1948	HG Simpson	Colonel Light Gardens
1949	F Peters	Exeter
1950	C Christopherson	Kelvinator
1951	RD Baird	Kelvinator
1952	MF Natt	Exeter
	JS Hobbs	Alberton United
1953	JW Sawford	Semaphore Central
	JKA McLeod	University
1954	JG Farr	Rosewater
1955	L Gregory	St Peter's OC
1956	RW Batt	Woodville
1957	T Chambers	Exeter
1958	B George	Teachers College
1959	AR Clarkson	University
	R Powell	Semaphore Central
1960	AR Clarkson	University
	L Gregory	St Peter's OC
1961	NJ Hawke	Brighton
1962	DC Hill	University
1963	M Gilmour	Teachers College
	F Braid	Colonel Light Gardens
1964	JP Welford	Payneham
	D Houston	Kilburn
1965	CR Sangster	St Peter's OC
1966	JP Welford	Payneham
	W Weir	Riverside
1967	J Nilsen	St Peter's OC
1968	JP Welford	Payneham
1969	M Bert	Semaphore Central

YEAR	NAME	CLUB
1970	D Turner	Payneham
	C Delaney	Exeter
1971	FA Robertson	Seaton Ramblers
	G Finney	Seaton Ramblers
	C Cawthorne	Rosewater
1972	JS Donaldson	Adelaide Teachers
	D Watkins	Exeter
1973	G Finney	Seaton Ramblers
1974	L Cailotto	Flinders Park
	D Lloyd	Kenilworth
1975	L Cailotto	Flinders Park
1976	M Bamber	Kings OC
1977	NR Annear	Seaton Ramblers
1978	P Heeps	Henley Districts and OS
1979	EP Olekalns	Adelaide University
1980	D Pearce	St. Dominic's
	I Harrison	Scotch OC
1981	JD Griffen	Adelaide College
1982	S Farrell	Prince Alfred OC
	P Thomas	Kilburn
	K Aistrophe	Broadview
Eric Pfitzner Memorial Medal		
1983	DR Lowry	Riverside
	K Crane	Greek
1984	M Storti	Broadview
1985	SD Bland	Adelaide College
1986	IL White	St Peter's OC
	S O'Dorcic	Greenacres
1987	K Busbridge	Broadview
1988	SP Reardon	Greek-Camden
1989	JJ Mason	Broadview
1990	CM Horwood	St Peter's OC
1991	SA Moore	Kilburn
1992	C Lum	Port District
1993	BH Higgins	Adelaide University
1994	JR Glasson	Kilburn
1995	I Cox	Brighton District and OS
	MR Poole	Gaza
1996	BW Smallacombe	Edwardstown
1997	DL Flesfader	Kilburn
1998	D Wilson	Kilburn
1999	J Salisbury	Broadview
2000	A Pope	PHOS Camden
2001	J Sibbick	Adelaide University
2002	CA Bensch	PHOS Camden
2003	WJ Weidemann	Gaza
2004	J Wait	Port District
2005	DW Bartel	Goodwood Saints
2006	P Merritt	Gaza
2007	BJ Casey	Broadview
	RM Giles	Rostrevor OC
2008	DW Bartel	Goodwood Saints
	MD Demasi	Goodwood Saints
2009	M Brunoli	Tea Tree Gully
2010	J Hay	Salisbury North
	S Leal	Broadview
	J Turner	Henley
2011	A Stengle	Gepps Cross
2012	J Hand	Gepps Cross
2013	C Holm	Rostrevor OC
2014	C Holm	Rostrevor OC

# Division 1 Leading Goalkickers 1911 - 2014

YEAR	NAME	CLUB	GOALS
1911	S Sibley	Glenferrie	38
1912	A Wilton	University	41
1913	JW Blacket	University	
1924	Cowell	Semaphore Central	
1925	M Hanna	Kenilworth	52
1926	WR James	University	78
1927	WR James	University	124
1928	WR James (3)	University	74
1929	FH Finlayson	University	53
1930	CG Rosenthal	Kenilworth	53
1931	CC Munro	Kenilworth	57
1932	M Spain	Underdale	54
1933	WL Hann	University	66
1934	WL Hann	University	69
1935	DC Wallace	Exeter	60
1936	WL Hann (3)	St Peter's OC	119
1937	J Johnson	Semaphore Central	116
1938	J Johnson (2)	Semaphore Central	110
1939	A Kinlough	Exeter	118
1940	A Kinlough (2)	Exeter	115
1941	L McKnight	SA Railways Inst.	
1946	S Maley	Walkerville	66
1947	B Jordan	Woodville	42
1948	WF Hudson	Woodville	
1949	MR Basheer	University	59
1950	R Young	Walkerville	62
1951	RR Hancock	University	69
1952	JK McLeod	University	56
1953	JK McLeod (2)	University	67
1954	C Irvine	Semaphore Central	67
1955	CH Akkermans	University	90
1956	G Nash	Payneham	77
1957	CH Akkermans	University	106
1958	CH Akkermans (3)	University	58
1959	R Bray	Exeter	56
1960	RW Cliff	Semaphore Central	68
1961	PG Morton	University	64
1962	A Smith	Kilburn	80
1963	IR Milne	University	72
1964	WD Hutchinson	Teacher's College	
1965	RI Warhurst	University	61
1966	WD Hutchinson (2)	Teacher's College	
1967	BL Ferries	Teacher's College	67
1968	CC Lange	Exeter	87
1969	CC Lange (2)	Exeter	83

YEAR	NAME	CLUB	GOALS
1970	JF Caldana	Payneham	60
1971	I Brown	Semaphore Central	72
1972	S Langley	Goodwood	72
1973	S Langley	Goodwood	85
1974	S Cheney	Payneham	92
1975	I Brown (2)	Semaphore Central	87
1976	D Smith	Henley	83
1977	A Risby	Teacher's College	101
1978	JL Staker	Rosewater	83
1979	DK Neve	Broadview	56
1980	DK Neve (2)	Broadview	73
1980	S Langley (3)	Scotch OC	73
1981	R Dohnt	Kilburn	76
1982	AC Hancock	Adelaide University	91
1983	AM Cunningham	Adelaide College	83
1984	AM Cunningham (2)	Adelaide College	80
1985	R Herrod	Greenacres	80
1986	M Barker	West Croydon	67
1987	S Jude	St Peter's OC	70
1988	AC Hancock (2)	Adelaide University	73
1989	BP Carey	Rostrevor OC	63
1990	IG Willmott	Kilburn	53
1991	C Chaplin	Scotch OC	77
1992	D Massey	Kilburn	88
1994	WJ Carlin	Port District	104
1995	D Stevenson	Goodwood Saints	65
1996	TC Ferguson	Adelaide University	82
1997	EM Arnold	Adelaide University	79
1998	D Hibberd	Edwardstown	54
1999	B Smith	Edwardstown	85
2000	EM Arnold	Adelaide University	95
2001	J Hatsitsopanidis	Port District	69
2002	EM Arnold (3)	Adelaide University	72
2003	A Pascoe	Salisbury North	75
2004	D Litster	Rostrevor OC	71
2005	D Litster	Rostrevor OC	86
2006	D Litster	Rostrevor OC	111
2007	D Litster	Rostrevor OC	91
2008	D Litster	Rostrevor OC	77
2009	D Litster	Rostrevor OC	76
2010	C Tasborski	Sacred Heart OC	55
2011	S Phillipou	Henley	64
2012	D Litster (7)	Rostrevor OC	72
2013	H Hardy	St Peter's OC	54
2014	H Commene	Rostrevor OC	81



# Office Bearers 1911 - 2014

Year	Patron	President	Chairman	Deputy Chairman	Secretary/ Office Manager	Administrative Officer/ General Manager / Chief Executive Officer	Treasurer
1911	Sir ET Smith	HD Naylor	SW Jeffries		RF Middleton		
1912	Sir DH Bosanquet	C Mainwaring	SW Jeffries		RF Middleton		D Giles
1913	Sir DH Bosanquet	C Mainwaring	A Cook		HWA Miller		LE Thomson
1914	Sir HL Galway	C Mainwaring	JW Blackett		W Brunell		RGC Hodge
1915	Sir HL Galway	HD Naylor			T Rice		RGC Hodge
1916-19	<b>Recess due to War</b>						
1920	Sir GJR Murray	HD Naylor			CA Groves		RGC Hodge
1921	Sir GJR Murray	HD Naylor					RGC Hodge
1922	Sir GJR Murray	HD Naylor			HV Millard		RGC Hodge
1923	Sir GJR Murray	HD Naylor			HV Millard		RGC Hodge
1924	Sir GJR Murray	HD Naylor		FC McCartney	HV Millard		
1925	Sir GJR Murray	HD Naylor		FC McCartney	HV Millard		JM Jay
1926	Sir GJR Murray	HD Naylor		FC McCartney	HV Millard		JM Jay
1927	Sir GJR Murray	FS Hone		WSS Gilbert	HV Millard		LS Walsh
1928	Sir GJR Murray	FS Hone		WSS Gilbert	HV Millard		CG Tideman
1929	Sir GJR Murray	FS Hone	CC Chambers		HV Millard		CG Tideman
1930	Sir GJR Murray	FS Hone	JT Massey		HV Millard		CG Tideman
1931	Sir GJR Murray	FS Hone	JT Massey		HV Millard		CG Tideman
1932	Sir GJR Murray	FS Hone	JT Massey		HV Millard		CG Tideman
1933	Sir GJR Murray	FS Hone	JT Massey		HV Millard		CG Tideman
1934	Sir GJR Murray	JT Massey	LC Bridgland		HV Millard		CG Tideman
1935	Sir GJR Murray	JT Massey	JA Maitland		HV Millard		CG Tideman
1936	Sir GJR Murray	JT Massey	DG McKay		HV Millard		CG Tideman
1937	Sir GJR Murray	JT Massey	DG McKay		HV Millard		CG Tideman
1938	Sir GJR Murray	DG McKay		DL Richards	HV Millard		CG Tideman
1939	Sir GJR Murray	DG McKay		DL Richards	HV Millard		CG Tideman
1940	Sir GJR Murray	DG McKay		DL Richards	HV Millard		CG Tideman
1941	Sir GJR Murray	DG McKay		DL Richards	HV Millard		CG Tideman
1942-45	<b>Recess due to War</b>						
1946	FS Hone	DG McKay		DL Richards	HV Millard		CG Tideman
1947	FS Hone	DG McKay		AEC Treloar	HV Millard		CG Tideman
1948	FS Hone	DG McKay		AEC Treloar	HV Millard		CG Tideman
1949	FS Hone	DG McKay		AEC Treloar	HV Millard		CG Tideman
1950	FS Hone	AEC Treloar		EP Nazer	HV Millard		CG Tideman
1951	FS Hone	AEC Treloar		EP Nazer	HV Millard		CG Tideman
1952	DG McKay	AEC Treloar		EP Nazer	HV Millard		CG Tideman
1953	DG McKay	AEC Treloar		EP Nazer	HV Millard		CG Tideman
1954	DG McKay	AEC Treloar		EP Nazer	HV Millard		CG Tideman
1955	DG McKay	AEC Treloar		EP Nazer	AF Dodd		CG Tideman
1956	DG McKay	AEC Treloar		EP Nazer	AF Dodd		CG Tideman
1957	DG McKay	AEC Treloar	EP Nazer	HV Millard	AF Dodd		CG Tideman
1958	AEC Treloar	EP Nazer	HV Millard	GP Wilson	AF Dodd		CG Tideman
1959	AEC Treloar	HV Millard	GP Wilson	KC Sims	AF Dodd		CG Tideman
1960	AEC Treloar	HV Millard	GP Wilson	KC Sims	AF Dodd		CG Tideman
1961	AEC Treloar	HV Millard	GP Wilson	KC Sims	AF Statton		CG Tideman
1962	AEC Treloar	HV Millard	GP Wilson	KC Sims	AF Statton		CG Tideman
1963	AEC Treloar	HV Millard	GP Wilson	KC Sims	AF Statton		CG Tideman
1964	AEC Treloar	HV Millard	GP Wilson	KC Sims	AF Statton		CG Tideman

# Office Bearers 1911 - 2014

Year	Patron	President	Chairman	Deputy Chairman	Secretary/ Office Manager	Administrative Officer/ General Manager / Chief Executive Officer	Treasurer
1965	AEC Treloar	HV Millard	GP Wilson	KC Sims	AF Statton		CG Tideman
1966	AEC Treloar	GP Wilson	KC Sims	HJ Mutton	AF Statton		CG Tideman
1967	AEC Treloar	KC Sims	HJ Mutton	M Flanagan	AF Statton		CG Tideman
1968	AEC Treloar	KC Sims	HJ Mutton	M Flanagan	AF Statton		CG Tideman
1969	AEC Treloar	KC Sims	HJ Mutton	M Flanagan	AF Statton		CG Tideman
1970	AEC Treloar	KC Sims	HJ Mutton	M Flanagan	AF Statton		CG Tideman
1971	AEC Treloar	KC Sims	HJ Mutton	M Flanagan	R Harvey		CG Tideman
1972	AEC Treloar	KC Sims	HJ Mutton	M Flanagan		EJ Mason/AF Statton	CG Tideman
1973	AEC Treloar	KC Sims	HJ Mutton	M Flanagan		EJ Mason/AF Statton	
1974	AEC Treloar	KC Sims	HJ Mutton	M Flanagan		LJ Davoren/RD Hughes	CG Tideman
1975	AEC Treloar	KC Sims	HJ Mutton	M Flanagan		RD Hughes	CG Tideman
1976	AEC Treloar	KC Sims	PT Allan	AG Bert		RD Hughes	AF Statton
1977	AEC Treloar	KC Sims	HJ Mutton	AG Bert		RD Hughes/BJ Tucker	AF Statton
1978	AEC Treloar	KC Sims	AG Bert	HJ Mutton	EA Davoren	AF Statton	JH Houghton
1979	AEC Treloar	KC Sims	AG Bert	HJ Mutton	EA Davoren	AF Statton	JH Houghton
1980	AEC Treloar	KC Sims	AG Bert	HJ Mutton	EA Davoren	AF Statton	JH Houghton
1981	HV Millard	KC Sims	AG Bert	HJ Mutton	EA Davoren	AF Statton	JB Dicker
1982	HV Millard	KC Sims	AG Bert	HJ Mutton	EA Davoren	AF Statton	JB Dicker
1983	HV Millard	KC Sims	AG Bert	G Dodd	EA Davoren	AF Statton	JB Dicker
1984	HV Millard	KC Sims	AG Bert	G Dodd	EA Davoren	AF Statton	JB Dicker
1985	HV Millard	KC Sims	AG Bert	G Dodd	EA Davoren	AF Statton	JB Dicker
1986	HV Millard	KC Sims	AG Bert	G Dodd	EA Davoren	AF Statton	JB Dicker
1987	JB Day	KC Sims	AG Bert	PT Tierney	EA Davoren	AF Statton	JB Dicker
1988	JB Day	KC Sims	AG Bert	P McLennan	EA Davoren	AF Statton	JB Dicker
1989	JB Day	KC Sims	AG Bert	P McLennan	EA Davoren	AF Statton	JB Dicker
1990	JB Day	KC Sims	AG Bert	GS Heard	EA Davoren	AF Statton	JB Dicker
1991	AR Clarkson	KC Sims	AG Bert	JA Burchell	EA Davoren	AF Statton	JB Dicker
1992	AR Clarkson	KC Sims	AG Bert	PH Moore	EA Davoren	AF Statton	JB Dicker
1993	AR Clarkson	KC Sims	JB Dicker	PH Moore	EA Davoren	AF Statton	CC Sando
1994	AR Clarkson	KC Sims	JB Dicker	PH Moore	EA Davoren	AF Statton	CC Sando
1995	AR Clarkson	KC Sims	JB Dicker	PH Moore	EA Davoren	AF Statton	CC Sando
1996	AR Clarkson	KC Sims	JB Dicker	JR Wilson	EA Davoren	AF Statton	CC Sando
1997	AR Clarkson	JB Dicker	MLS Ranger	JR Wilson	EA Davoren	AF Statton	CC Sando
1998	AR Clarkson	JB Dicker	MLS Ranger	JR Wilson	EA Davoren	AF Statton	CC Sando
1999	AR Clarkson	JB Dicker	MLS Ranger	JR Wilson	EA Davoren	JD Leak	CC Sando
2000	AR Clarkson	JB Dicker	MLS Ranger	JR Wilson	EA Davoren	JD Leak	CC Sando
2001	AR Clarkson	JB Dicker	JR Wilson	DA Green	EA Davoren	JD Leak	CC Sando
2002	AR Clarkson	JB Dicker	JR Wilson	DA Green	EA Davoren	JD Leak	CC Sando
2003	AR Clarkson	JB Dicker	JR Wilson	DA Green	EA Davoren	JD Leak	CC Sando
2004	AR Clarkson	JB Dicker	JR Wilson	DA Green	EA Davoren	MD Shadiac	CC Sando
2005	AR Clarkson	JB Dicker	JR Wilson	DA Green	EA Davoren	MD Shadiac	CC Sando
2006	AR Clarkson	JB Dicker	JR Wilson	DA Green	GM Czornohalan	MD Shadiac	CC Sando
2007	AR Clarkson	GV Capogreco	JR Wilson		GM Czornohalan	MD Shadiac	CC Sando
2008	AR Clarkson	GV Capogreco	DA Green		GM Czornohalan	MD Shadiac	CC Sando
2009	AR Clarkson	GV Capogreco	EW Burchell		GM Czornohalan	MD Shadiac	CC Sando
2010	AR Clarkson	GV Capogreco	EW Burchell		GM Czornohalan	MD Shadiac	CC Sando
2011	AR Clarkson/JB Dicker	GV Capogreco	TC Holst		GM Czornohalan	MD Shadiac/G Goodall	SP Ryan
2012	JB Dicker/Hon. J Trainer	GV Capogreco	TC Holst		I Lombardi	G Goodall	SP Ryan
2013	Hon. J Trainer	GV Capogreco	TC Holst		-	G Goodall	SP Ryan
2014	Hon. J Trainer	MT Johnstone	TC Holst		TL ter Bogt	G Goodall/ JJ Kernahan	SP Ryan







# 2014 Awards and Achievements

Open Women's Carmel Laube Medal (Player's Player) - Nancy Tidswell, Central District & Kaily Buchalaka, Morphettville Park

Open Women's Pitman Medal (Rookie of the Year) - Justine Mules, Morphettville Park

Life Membership Inductee - Julie Smith

Open Women's Amos & Clarke Medal (Junior Development Award) - Chloe Goodes, Salisbury

SAWFL Cheryl Cates Volunteer of the Year Award - Belinda Williams, Greenacres



Dual winners of the Carmel Laube Medal - Nancy Tidswell & Kaily Buchalaka

## Premiers & Medalists

Division	Premier	Medal	Winner	Club
OWD1	Morphettville Park	Dutsche Medal	Michele Reid	Greenacres
OWD2	Salisbury	Mulvihill Medal	Danielle Stewart	Modbury
U18	Morphettville Park	Reil Smith Medal	Shae Gundlach	Salisbury

## Leading Goalrickers

Div	First	Club	Goals
OWD1	Alexandra Price	Morphettville Park	36
OWD2	Sarah Allan	Salisbury	32
U18	Caitlen Teague	Modbury	33



DIVISION UNDER 16 GIRLS

PREMIERSHIP TROPHY



Salisbury

The inaugural SAWFL Under 16 Girls Competition was played over seven rounds and culminated in a Knockout Competition involving all seven teams.

Congratulations to Salisbury FC who conquered the 2014 SAWFL Under 16 Girls Knockout Competition after defeating Modbury FC by 4 points in a nail-biting final.

Well done also to Natalia Bean from Salisbury FC who was awarded Best on Ground for the game.

Natalia Bean  
Salisbury



KNOCKOUT CUP GRAND FINAL			
29-Aug-14			
Salisbury 7.3-45 Modbury 6.5-41			
Round 1			
West Adelaide	7.10-52	3.1-19	Morphettville Park
Modbury	10.0-60	0.0-0 (Forfeit)	Ingle Farm
Kilburn	10.0-60	0.0-0 (Forfeit)	Woodville South
Salisbury			Bye
Round 2			
Salisbury	4.6-30	4.0-24	Kilburn
(This game was a 24-point draw at full time and went into "Sudden Death" with Salisbury kicking the first goal and winning the game)			
Modbury	5.7-37	2.3-15	West Adelaide

# DIVISION UNDER 18 GIRLS

## PREMIERSHIP TROPHY



Team	P	W	L	D	F	A	%	PTS
Morbury U18 Girls	10	8	2	0	1039	247	80.79	16
Morphettville Park U18 Girls	10	8	2	0	924	302	75.37	16
Salisbury U18 Girls	10	6	4	0	765	422	64.45	12
Greenacres U18 Girls	10	4	6	0	438	580	43.03	8
Port Noarlunga U18 Girls	10	3	7	0	371	1001	27.04	6
Central District U18s Girls	10	1	9	0	290	1035	21.89	2

## RELL SMITH MEDAL



## Shae Gundlach

Salisbury

Shae	Gundlach	Salisbury	11
Sarah	Wilson	Port Noarlunga	10
Tayla	Gordon	Morphettville	9
Maddison	Radford	Greenacres	9
Tait	Mackrill	Salisbury	9
Georgia	Taylor	Morbury	8
Jessica	Barnes	Morphettville Park	8
Bec	Wells	Morbury	6
Chloe	Goodes	Salisbury	5
Sally	Arnold	Morbury	5
Caitlen	Teague	Morbury	5
Jasmine	Tudor	Salisbury	5

## ELIMINATION FINAL

Morphettville Park 6-6-42 4-5-29 Salisbury

## 23-May-14

Caitlen	Teague	Morbury	33
Georgia	Taylor	Morbury	33
Jessica	Barnes	Morphettville Park	21
Kimberly	Hunter	Morphettville Park	20
Tait	Mackrill	Salisbury	20
Siobhan	Turner	Greenacres	15
Shae	Gundlach	Salisbury	14
Tashara	Coad	Morbury	13
Chloe	Goodes	Salisbury	12
Jasmine	Calyun	Port Noarlunga	12

## Caitlen Teague

Morbury



## LEADING GOAL KICKER TROPHY

Morbury 4-2-26 9-5-59 Morphettville Park

## GRAND FINAL

30-May-14



# OPEN WOMEN'S DIVISION 2 RESULTS

Round 1	Modbury	Pooraka	0.1-1	15.9-99	Salisbury	Bye	6-Apr-14
Round 2	Adelaide University	Modbury	5.13-43	4.4-28	Adelaide University	Bye	12-Apr-14
Round 3	Morphettville Park	Salisbury	23.21-159	0.0-0	Pooraka	Bye	26-Apr-14
Round 4	Morphettville Park	Salisbury	4.10-34	2.8-20	Modbury	Bye	3-May-14
Round 5	Salisbury	Adelaide University	0.0-0	14.13-97	Modbury	Bye	10-May-14
Round 6	Morphettville Park	Pooraka	8.10-58	7.5-47	Modbury	Bye	17-May-14
Round 7	Morphettville Park	Salisbury	22.14-146	1.1-7	Pooraka	Bye	24-May-14
Round 8	Adelaide University	Pooraka	1.2-8	17.7-109	Morphettville Park	Bye	31-May-14
Round 9	Modbury	Morphettville Park	0.0-60	0.0-0	Salisbury	Bye	14-Jun-14
Round 10	Adelaide University	Modbury	2.1-13	12.8-80	Salisbury	Bye	21-Jun-14
Round 11	Adelaide University	Pooraka	2.4-16	9.7-61	Salisbury	Bye	28-Jun-14
Round 12	Modbury	Morphettville Park	10.11-131	2.0-12	Pooraka	Bye	5-Jul-14
Round 13	Modbury	Adelaide University	18.10-118	5.5-35	Morphettville Park	Bye	12-Jul-14
Round 14	Modbury	Pooraka	12.5-77	0.13-13	Modbury	Bye	19-Jul-14
Round 15	Adelaide University	Salisbury	2.1-13	18.10-118	Adelaide University	Bye	26-Jul-14
Round 16	Morphettville Park	Pooraka	4.6-30	2.1-13	Modbury	Bye	2-Aug-14
Round 17	Modbury	Adelaide University	10.0-60	10.0-60	Morphettville Park	Bye	9-Aug-14
Round 18	Adelaide University	Modbury	20.11-131	2.0-12	Pooraka	Bye	16-Aug-14
Round 19	Morphettville Park	Salisbury	10.9-69	9.3-57	Salisbury	Bye	23-Aug-14
Round 20	Modbury	Pooraka	6.2-38	7.11-53	Salisbury	Bye	30-Aug-14

## GRAND FINAL

### ELIMINATION FINAL

Salisbury 10.7-67 5.4-34 Modbury

Morphettville Park 2.1-13 13.18-96 Salisbury



**Sarah Allan**  
Salisbury



4	Jasmine	Tudor	Salisbury
5	Jayne-Lee	Sonnenman	Salisbury
5	Nicole	Tucker	Modbury
5	Sophie	Li	Adelaide University
5	Rebecca	Catterall	Pooraka
5	Shaë	Gundlach	Salisbury
6	Lauren	Christensen	Modbury
6	Claudia	Cavallaro	Salisbury
6	Tiffany	Lee	Adelaide University
8	Caitlen	Teague	Modbury
8	Elise	Kellock	Morphettville Park
8	Kristy	Williams	Morphettville Park
9	Julie	Power	Adelaide University
9	Nicola	Burns	Adelaide University
10	Chloe	Goodes	Salisbury
12	Tayla	Gordon	Morphettville Park
14	Emma	Gibson	Salisbury
15	Megan	Wilsdon	Adelaide University
17	Justine	Mules	Morphettville Park
20	Danielle	Stewart	Modbury

# OPEN WOMEN'S DIVISION 1 RESULTS

Round 1		5-Apr-14		Round 2		12-Apr-14		Round 3		26-Apr-14		Round 4		3-May-14		Central District		Morphettville Park		Greenacres		Round 5		10-May-14		Ingle Farm		West Adelaide		Round 6		Central District		West Adelaide		Ingle Farm		Round 7		24-May-14		Greenacres		Central District		Round 8		Central District		West Adelaide		Ingle Farm		Round 9		0.0-60		Morphettville Park		Ingle Farm		West Adelaide		Greenacres		Round 10		21-Jun-14		West Adelaide		Bye		Ingle Farm		Morphettville Park		Greenacres		Round 11		28-Jun-14		Central District		Bye		Greenacres		Ingle Farm		0.0-60		West Adelaide		Round 12		Ingle Farm		West Adelaide		Round 13		Greenacres		West Adelaide		Ingle Farm		Round 14		Ingle Farm		0.0-60		Central District		West Adelaide		Round 15		West Adelaide		Central District		Round 16		West Adelaide		Greenacres		Bye		Morphettville Park		Central District		Round 17		Morphettville Park		Central District		Round 18		Ingle Farm		West Adelaide		Greenacres		Bye		Morphettville Park		Central District		Round 19		Central District		Greenacres		Ingle Farm		Round 20		Ingle Farm		West Adelaide		Greenacres		Bye		Morphettville Park		Central District		Round 21		West Adelaide		Bye		Ingle Farm		Morphettville Park		Greenacres		Round 22		West Adelaide		Central District		Round 23		Ingle Farm		West Adelaide		Greenacres		Bye		Morphettville Park		Central District		Round 24		West Adelaide		Greenacres		Bye		Morphettville Park		Central District		Round 25		West Adelaide		Greenacres		Bye		Morphettville Park		Central District		Round 26		Ingle Farm		West Adelaide		Greenacres		Bye		Morphettville Park		Central District		Round 27		West Adelaide		Greenacres		Bye		Morphettville Park		Central District		Round 28		West Adelaide		Greenacres		Bye		Morphettville Park		Central District		Round 29		West Adelaide		Greenacres		Bye		Morphettville Park		Central District		Round 30		West Adelaide		Greenacres		Bye		Morphettville Park		Central District		Round 31		West Adelaide		Greenacres		Bye		Morphettville Park		Central District		Round 32		West Adelaide		Greenacres		Bye		Morphettville Park		Central District		Round 33		West Adelaide		Greenacres		Bye		Morphettville Park		Central District		Round 34		West Adelaide		Greenacres		Bye		Morphettville Park		Central District		Round 35		West Adelaide		Greenacres		Bye		Morphettville Park		Central District		Round 36		West Adelaide		Greenacres		Bye		Morphettville Park		Central District		Round 37		West Adelaide		Greenacres		Bye		Morphettville Park		Central District		Round 38		West Adelaide		Greenacres		Bye		Morphettville Park		Central District		Round 39		West Adelaide		Greenacres		Bye		Morphettville Park		Central District		Round 40		West Adelaide		Greenacres		Bye		Morphettville Park		Central District		Round 41		West Adelaide		Greenacres		Bye		Morphettville Park		Central District		Round 42		West Adelaide		Greenacres		Bye		Morphettville Park		Central District		Round 43		West Adelaide		Greenacres		Bye		Morphettville Park		Central District		Round 44		West Adelaide		Greenacres		Bye		Morphettville Park		Central District		Round 45		West Adelaide		Greenacres		Bye		Morphettville Park		Central District		Round 46		West Adelaide		Greenacres		Bye		Morphettville Park		Central District		Round 47		West Adelaide		Greenacres		Bye		Morphettville Park		Central District		Round 48		West Adelaide		Greenacres		Bye		Morphettville Park		Central District		Round 49		West Adelaide		Greenacres		Bye		Morphettville Park		Central District		Round 50		West Adelaide		Greenacres		Bye		Morphettville Park		Central District		Round 51		West Adelaide		Greenacres		Bye		Morphettville Park		Central District		Round 52		West Adelaide		Greenacres		Bye		Morphettville Park		Central District		Round 53		West Adelaide		Greenacres		Bye		Morphettville Park		Central District		Round 54		West Adelaide		Greenacres		Bye		Morphettville Park		Central District		Round 55		West Adelaide		Greenacres		Bye		Morphettville Park		Central District		Round 56		West Adelaide		Greenacres		Bye		Morphettville Park		Central District		Round 57		West Adelaide		Greenacres		Bye		Morphettville Park		Central District		Round 58		West Adelaide		Greenacres		Bye		Morphettville Park		Central District		Round 59		West Adelaide		Greenacres		Bye		Morphettville Park		Central District		Round 60		West Adelaide		Greenacres		Bye		Morphettville Park		Central District		Round 61		West Adelaide		Greenacres		Bye		Morphettville Park		Central District		Round 62		West Adelaide		Greenacres		Bye		Morphettville Park		Central District		Round 63		West Adelaide		Greenacres		Bye		Morphettville Park		Central District		Round 64		West Adelaide		Greenacres		Bye		Morphettville Park		Central District		Round 65		West Adelaide		Greenacres		Bye		Morphettville Park		Central District		Round 66		West Adelaide		Greenacres		Bye		Morphettville Park		Central District		Round 67		West Adelaide		Greenacres		Bye		Morphettville Park		Central District		Round 68		West Adelaide		Greenacres		Bye		Morphettville Park		Central District		Round 69		West Adelaide		Greenacres		Bye		Morphettville Park		Central District		Round 70		West Adelaide		Greenacres		Bye		Morphettville Park		Central District		Round 71		West Adelaide		Greenacres		Bye		Morphettville Park		Central District		Round 72		West Adelaide		Greenacres		Bye		Morphettville Park		Central District		Round 73		West Adelaide		Greenacres		Bye		Morphettville Park		Central District		Round 74		West Adelaide		Greenacres		Bye		Morphettville Park		Central District		Round 75		West Adelaide		Greenacres		Bye		Morphettville Park		Central District		Round 76		West Adelaide		Greenacres		Bye		Morphettville Park		Central District		Round 77		West Adelaide		Greenacres		Bye		Morphettville Park		Central District		Round 78		West Adelaide		Greenacres		Bye		Morphettville Park		Central District		Round 79		West Adelaide		Greenacres		Bye		Morphettville Park		Central District		Round 80		West Adelaide		Greenacres		Bye		Morphettville Park		Central District		Round 81		West Adelaide		Greenacres		Bye		Morphettville Park		Central District		Round 82		West Adelaide		Greenacres		Bye		Morphettville Park		Central District		Round 83		West Adelaide		Greenacres		Bye		Morphettville Park		Central District		Round 84		West Adelaide		Greenacres		Bye		Morphettville Park		Central District		Round 85		West Adelaide		Greenacres		Bye		Morphettville Park		Central District		Round 86		West Adelaide		Greenacres		Bye		Morphettville Park		Central District		Round 87		West Adelaide		Greenacres		Bye		Morphettville Park		Central District		Round 88		West Adelaide		Greenacres		Bye		Morphettville Park		Central District		Round 89		West Adelaide		Greenacres		Bye		Morphettville Park		Central District		Round 90		West Adelaide		Greenacres		Bye		Morphettville Park		Central District		Round 91		West Adelaide		Greenacres		Bye		Morphettville Park		Central District		Round 92		West Adelaide		Greenacres		Bye		Morphettville Park		Central District		Round 93		West Adelaide		Greenacres		Bye		Morphettville Park		Central District		Round 94		West Adelaide		Greenacres		Bye		Morphettville Park		Central District		Round 95		West Adelaide		Greenacres		Bye		Morphettville Park		Central District		Round 96		West Adelaide		Greenacres		Bye		Morphettville Park		Central District		Round 97		West Adelaide		Greenacres		Bye		Morphettville Park		Central District		Round 98		West Adelaide		Greenacres		Bye		Morphettville Park		Central District		Round 99		West Adelaide		Greenacres		Bye		Morphettville Park		Central District		Round 100		West Adelaide		Greenacres		Bye		Morphettville Park		Central District		Round 101		West Adelaide		Greenacres		Bye		Morphettville Park		Central District		Round 102		West Adelaide		Greenacres		Bye		Morphettville Park		Central District		Round 103		West Adelaide		Greenacres		Bye		Morphettville Park		Central District		Round 104		West Adelaide		Greenacres		Bye		Morphettville Park		Central District		Round 105		West Adelaide		Greenacres		Bye		Morphettville Park		Central District		Round 106		West Adelaide		Greenacres		Bye		Morphettville Park		Central District		Round 107		West Adelaide		Greenacres		Bye		Morphettville Park		Central District		Round 108		West Adelaide		Greenacres		Bye		Morphettville Park		Central District		Round 109		West Adelaide		Greenacres		Bye		Morphettville Park		Central District		Round 110		West Adelaide		Greenacres		Bye		Morphettville Park		Central District		Round 111		West Adelaide		Greenacres		Bye		Morphettville Park		Central District		Round 112		West Adelaide		Greenacres		Bye		Morphettville Park		Central District		Round 113		West Adelaide		Greenacres		Bye		Morphettville Park		Central District		Round 114		West Adelaide		Greenacres		Bye		Morphettville Park		Central District		Round 115		West Adelaide		Greenacres		Bye		Morphettville Park		Central District		Round 116		West Adelaide		Greenacres		Bye		Morphettville Park		Central District		Round 117		West Adelaide		Greenacres		Bye		Morphettville Park		Central District		Round 118		West Adelaide		Greenacres		Bye		Morphettville Park		Central District		Round 119		West Adelaide		Greenacres		Bye		Morphettville Park		Central District		Round 120		West Adelaide		Greenacres		Bye		Morphettville Park		Central District		Round 121		West Adelaide		Greenacres		Bye		Morphettville Park		Central District		Round 122		West Adelaide		Greenacres		Bye		Morphettville Park		Central District		Round 123		West Adelaide		Greenacres		Bye		Morphettville Park		Central District		Round 124		West Adelaide		Greenacres		Bye		Morphettville Park		Central District		Round 125		West Adelaide		Greenacres		Bye		Morphettville Park		Central District		Round 126		West Adelaide		Greenacres		Bye		Morphettville Park		Central District		Round 127		West Adelaide		Greenacres		Bye		Morphettville Park		Central District		Round 128		West Adelaide		Greenacres		Bye		Morphettville Park		Central District		Round 129		West Adelaide		Greenacres		Bye		Morphettville Park		Central District		Round 130		West Adelaide		Greenacres		Bye		Morphettville Park		Central District		Round 131		West Adelaide		Greenacres		Bye		Morphettville Park		Central District		Round 132		West Adelaide		Greenacres		Bye		Morphettville Park		Central District		Round 133		West Adelaide		Greenacres		Bye		Morphettville Park		Central District		Round 134		West Adelaide		Greenacres		Bye		Morphettville Park		Central District		Round 135		West Adelaide		Greenacres		Bye		Morphettville Park		Central District		Round 136		West Adelaide		Greenacres		Bye		Morphettville Park		Central District		Round 137		West Adelaide		Greenacres		Bye		Morphettville Park		Central District		Round 138		West Adelaide		Greenacres		Bye		Morphettville Park		Central District		Round 139		West Adelaide		Greenacres		Bye		Morphettville Park		Central District		Round 140		West Adelaide		Greenacres		Bye		Morphettville Park		Central District		Round 141		West Adelaide		Greenacres		Bye		Morphettville Park		Central District		Round 142		West Adelaide		Greenacres		Bye		Morphettville Park		Central District		Round 143		West Adelaide		Greenacres		Bye		Morphettville Park		Central District		Round 144		West Adelaide		Greenacres		Bye		Morphettville Park		Central District		Round 145		West Adelaide		Greenacres		Bye		Morphettville Park		Central District		Round 146		West Adelaide		Greenacres		Bye		Morphettville Park		Central District		Round 147		West Adelaide		Greenacres		Bye		Morphettville Park		Central District		Round 148		West Adelaide		Greenacres		Bye		Morphettville Park		Central District		Round 149		West Adelaide		Greenacres		Bye		Morphettville Park		Central District		Round 150		West Adelaide		Greenacres		Bye		Morphettville Park		Central District		Round 151		West Adelaide		Greenacres		Bye		Morphettville Park		Central District		Round 152		West Adelaide		Greenacres		Bye		Morphettville Park		Central District		Round 153		West Adelaide		Greenacres		Bye		Morphettville Park		Central District		Round 154		West Adelaide		Greenacres		Bye		Morphettville Park		Central District		Round 155		West Adelaide		Greenacres		Bye		Morphettville Park		Central District		Round 156		West Adelaide		Greenacres		Bye		Morphettville Park		Central District		Round 157		West Adelaide		Greenacres		Bye		Morphettville Park		Central District		Round 158		West Adelaide		Greenacres		Bye		Morphettville Park		Central District		Round 159		West Adelaide		Greenacres		Bye		Morphettville Park		Central District		Round 160		West Adelaide		Greenacres		Bye		Morphettville Park		Central District		Round 161		West Adelaide		Greenacres		Bye		Morphettville Park		Central District		Round 162		West Adelaide		Greenacres		Bye		Morphettville Park		Central District		Round 163		West Adelaide		Greenacres		Bye		Morphettville Park		Central District		Round 164		West Adelaide		Greenacres		Bye		Morphettville Park		Central District		Round 165		West Adelaide		Greenacres		Bye		Morphettville Park		Central District		Round 166		West Adelaide		Greenacres		Bye		Morphettville Park		Central District		Round 167		West Adelaide		Greenacres		Bye		Morphettville Park		Central District		Round 168		West Adelaide		Greenacres		Bye		Morphettville Park		Central District		Round 169		West Adelaide		Greenacres		Bye		Morphettville Park		Central District		Round 170		West Adelaide		Greenacres		Bye		Morphettville Park		Central District		Round 171		West Adelaide		Greenacres		Bye		Morphettville Park		Central District		Round 172		West Adelaide		Greenacres		Bye		Morphettville Park		Central District		Round 173		West Adelaide		Greenacres		Bye		Morphettville Park		Central District		Round 174		West Adelaide		Greenacres		Bye		Morphettville Park		Central District		Round 175		West Adelaide		Greenacres		Bye		Morphettville Park		Central District		Round 176		West Adelaide		Greenacres		Bye		Morphettville Park		Central District		Round 177		West Adelaide		Greenacres		Bye		Morphettville Park		Central District		Round 178		West Adelaide		Greenacres		Bye		Morphettville Park		Central District		Round 179		West Adelaide		Greenacres		Bye		Morphettville Park		Central District		Round 180		West Adelaide		Greenacres		Bye		Morphettville Park		Central District		Round 181		West Adelaide		Greenacres		Bye		Morphettville Park		Central District		Round 182		West Adelaide		Greenacres		Bye		Morphettville Park		Central District		Round 183		West Adelaide		Greenacres		Bye		Morphettville Park		Central District		Round 184		West Adelaide		Greenacres		Bye		Morphettville Park		Central District		Round 185		West Adelaide		Greenacres		Bye		Morphettville Park		Central District		Round 186		West Adelaide		Greenacres		Bye		Morphettville Park		Central District		Round 187		West Adelaide		Greenacres		Bye		Morphettville Park		Central District		Round 188		West Adelaide		Greenacres		Bye		Morphettville Park		Central District		Round 189		West Adelaide		Greenacres		Bye		Morphettville Park		Central District		Round 190		West Adelaide		Greenacres		Bye		Morphettville Park		Central District		Round 191		West Adelaide		Greenacres		Bye		Morphettville Park		Central District	
---------	--	----------	--	---------	--	-----------	--	---------	--	-----------	--	---------	--	----------	--	------------------	--	--------------------	--	------------	--	---------	--	-----------	--	------------	--	---------------	--	---------	--	------------------	--	---------------	--	------------	--	---------	--	-----------	--	------------	--	------------------	--	---------	--	------------------	--	---------------	--	------------	--	---------	--	--------	--	--------------------	--	------------	--	---------------	--	------------	--	----------	--	-----------	--	---------------	--	-----	--	------------	--	--------------------	--	------------	--	----------	--	-----------	--	------------------	--	-----	--	------------	--	------------	--	--------	--	---------------	--	----------	--	------------	--	---------------	--	----------	--	------------	--	---------------	--	------------	--	----------	--	------------	--	--------	--	------------------	--	---------------	--	----------	--	---------------	--	------------------	--	----------	--	---------------	--	------------	--	-----	--	--------------------	--	------------------	--	----------	--	--------------------	--	------------------	--	----------	--	------------	--	---------------	--	------------	--	-----	--	--------------------	--	------------------	--	----------	--	------------------	--	------------	--	------------	--	----------	--	------------	--	---------------	--	------------	--	-----	--	--------------------	--	------------------	--	----------	--	---------------	--	-----	--	------------	--	--------------------	--	------------	--	----------	--	---------------	--	------------------	--	----------	--	------------	--	---------------	--	------------	--	-----	--	--------------------	--	------------------	--	----------	--	---------------	--	------------	--	-----	--	--------------------	--	------------------	--	----------	--	---------------	--	------------	--	-----	--	--------------------	--	------------------	--	----------	--	------------	--	---------------	--	------------	--	-----	--	--------------------	--	------------------	--	----------	--	---------------	--	------------	--	-----	--	--------------------	--	------------------	--	----------	--	---------------	--	------------	--	-----	--	--------------------	--	------------------	--	----------	--	---------------	--	------------	--	-----	--	--------------------	--	------------------	--	----------	--	---------------	--	------------	--	-----	--	--------------------	--	------------------	--	----------	--	---------------	--	------------	--	-----	--	--------------------	--	------------------	--	----------	--	---------------	--	------------	--	-----	--	--------------------	--	------------------	--	----------	--	---------------	--	------------	--	-----	--	--------------------	--	------------------	--	----------	--	---------------	--	------------	--	-----	--	--------------------	--	------------------	--	----------	--	---------------	--	------------	--	-----	--	--------------------	--	------------------	--	----------	--	---------------	--	------------	--	-----	--	--------------------	--	------------------	--	----------	--	---------------	--	------------	--	-----	--	--------------------	--	------------------	--	----------	--	---------------	--	------------	--	-----	--	--------------------	--	------------------	--	----------	--	---------------	--	------------	--	-----	--	--------------------	--	------------------	--	----------	--	---------------	--	------------	--	-----	--	--------------------	--	------------------	--	----------	--	---------------	--	------------	--	-----	--	--------------------	--	------------------	--	----------	--	---------------	--	------------	--	-----	--	--------------------	--	------------------	--	----------	--	---------------	--	------------	--	-----	--	--------------------	--	------------------	--	----------	--	---------------	--	------------	--	-----	--	--------------------	--	------------------	--	----------	--	---------------	--	------------	--	-----	--	--------------------	--	------------------	--	----------	--	---------------	--	------------	--	-----	--	--------------------	--	------------------	--	----------	--	---------------	--	------------	--	-----	--	--------------------	--	------------------	--	----------	--	---------------	--	------------	--	-----	--	--------------------	--	------------------	--	----------	--	---------------	--	------------	--	-----	--	--------------------	--	------------------	--	----------	--	---------------	--	------------	--	-----	--	--------------------	--	------------------	--	----------	--	---------------	--	------------	--	-----	--	--------------------	--	------------------	--	----------	--	---------------	--	------------	--	-----	--	--------------------	--	------------------	--	----------	--	---------------	--	------------	--	-----	--	--------------------	--	------------------	--	----------	--	---------------	--	------------	--	-----	--	--------------------	--	------------------	--	----------	--	---------------	--	------------	--	-----	--	--------------------	--	------------------	--	----------	--	---------------	--	------------	--	-----	--	--------------------	--	------------------	--	----------	--	---------------	--	------------	--	-----	--	--------------------	--	------------------	--	----------	--	---------------	--	------------	--	-----	--	--------------------	--	------------------	--	----------	--	---------------	--	------------	--	-----	--	--------------------	--	------------------	--	----------	--	---------------	--	------------	--	-----	--	--------------------	--	------------------	--	----------	--	---------------	--	------------	--	-----	--	--------------------	--	------------------	--	----------	--	---------------	--	------------	--	-----	--	--------------------	--	------------------	--	----------	--	---------------	--	------------	--	-----	--	--------------------	--	------------------	--	----------	--	---------------	--	------------	--	-----	--	--------------------	--	------------------	--	----------	--	---------------	--	------------	--	-----	--	--------------------	--	------------------	--	----------	--	---------------	--	------------	--	-----	--	--------------------	--	------------------	--	----------	--	---------------	--	------------	--	-----	--	--------------------	--	------------------	--	----------	--	---------------	--	------------	--	-----	--	--------------------	--	------------------	--	----------	--	---------------	--	------------	--	-----	--	--------------------	--	------------------	--	----------	--	---------------	--	------------	--	-----	--	--------------------	--	------------------	--	----------	--	---------------	--	------------	--	-----	--	--------------------	--	------------------	--	----------	--	---------------	--	------------	--	-----	--	--------------------	--	------------------	--	----------	--	---------------	--	------------	--	-----	--	--------------------	--	------------------	--	----------	--	---------------	--	------------	--	-----	--	--------------------	--	------------------	--	----------	--	---------------	--	------------	--	-----	--	--------------------	--	------------------	--	----------	--	---------------	--	------------	--	-----	--	--------------------	--	------------------	--	----------	--	---------------	--	------------	--	-----	--	--------------------	--	------------------	--	----------	--	---------------	--	------------	--	-----	--	--------------------	--	------------------	--	----------	--	---------------	--	------------	--	-----	--	--------------------	--	------------------	--	----------	--	---------------	--	------------	--	-----	--	--------------------	--	------------------	--	----------	--	---------------	--	------------	--	-----	--	--------------------	--	------------------	--	----------	--	---------------	--	------------	--	-----	--	--------------------	--	------------------	--	----------	--	---------------	--	------------	--	-----	--	--------------------	--	------------------	--	----------	--	---------------	--	------------	--	-----	--	--------------------	--	------------------	--	----------	--	---------------	--	------------	--	-----	--	--------------------	--	------------------	--	----------	--	---------------	--	------------	--	-----	--	--------------------	--	------------------	--	----------	--	---------------	--	------------	--	-----	--	--------------------	--	------------------	--	----------	--	---------------	--	------------	--	-----	--	--------------------	--	------------------	--	----------	--	---------------	--	------------	--	-----	--	--------------------	--	------------------	--	----------	--	---------------	--	------------	--	-----	--	--------------------	--	------------------	--	----------	--	---------------	--	------------	--	-----	--	--------------------	--	------------------	--	----------	--	---------------	--	------------	--	-----	--	--------------------	--	------------------	--	----------	--	---------------	--	------------	--	-----	--	--------------------	--	------------------	--	----------	--	---------------	--	------------	--	-----	--	--------------------	--	------------------	--	----------	--	---------------	--	------------	--	-----	--	--------------------	--	------------------	--	----------	--	---------------	--	------------	--	-----	--	--------------------	--	------------------	--	----------	--	---------------	--	------------	--	-----	--	--------------------	--	------------------	--	----------	--	---------------	--	------------	--	-----	--	--------------------	--	------------------	--	----------	--	---------------	--	------------	--	-----	--	--------------------	--	------------------	--	-----------	--	---------------	--	------------	--	-----	--	--------------------	--	------------------	--	-----------	--	---------------	--	------------	--	-----	--	--------------------	--	------------------	--	-----------	--	---------------	--	------------	--	-----	--	--------------------	--	------------------	--	-----------	--	---------------	--	------------	--	-----	--	--------------------	--	------------------	--	-----------	--	---------------	--	------------	--	-----	--	--------------------	--	------------------	--	-----------	--	---------------	--	------------	--	-----	--	--------------------	--	------------------	--	-----------	--	---------------	--	------------	--	-----	--	--------------------	--	------------------	--	-----------	--	---------------	--	------------	--	-----	--	--------------------	--	------------------	--	-----------	--	---------------	--	------------	--	-----	--	--------------------	--	------------------	--	-----------	--	---------------	--	------------	--	-----	--	--------------------	--	------------------	--	-----------	--	---------------	--	------------	--	-----	--	--------------------	--	------------------	--	-----------	--	---------------	--	------------	--	-----	--	--------------------	--	------------------	--	-----------	--	---------------	--	------------	--	-----	--	--------------------	--	------------------	--	-----------	--	---------------	--	------------	--	-----	--	--------------------	--	------------------	--	-----------	--	---------------	--	------------	--	-----	--	--------------------	--	------------------	--	-----------	--	---------------	--	------------	--	-----	--	--------------------	--	------------------	--	-----------	--	---------------	--	------------	--	-----	--	--------------------	--	------------------	--	-----------	--	---------------	--	------------	--	-----	--	--------------------	--	------------------	--	-----------	--	---------------	--	------------	--	-----	--	--------------------	--	------------------	--	-----------	--	---------------	--	------------	--	-----	--	--------------------	--	------------------	--	-----------	--	---------------	--	------------	--	-----	--	--------------------	--	------------------	--	-----------	--	---------------	--	------------	--	-----	--	--------------------	--	------------------	--	-----------	--	---------------	--	------------	--	-----	--	--------------------	--	------------------	--	-----------	--	---------------	--	------------	--	-----	--	--------------------	--	------------------	--	-----------	--	---------------	--	------------	--	-----	--	--------------------	--	------------------	--	-----------	--	---------------	--	------------	--	-----	--	--------------------	--	------------------	--	-----------	--	---------------	--	------------	--	-----	--	--------------------	--	------------------	--	-----------	--	---------------	--	------------	--	-----	--	--------------------	--	------------------	--	-----------	--	---------------	--	------------	--	-----	--	--------------------	--	------------------	--	-----------	--	---------------	--	------------	--	-----	--	--------------------	--	------------------	--	-----------	--	---------------	--	------------	--	-----	--	--------------------	--	------------------	--	-----------	--	---------------	--	------------	--	-----	--	--------------------	--	------------------	--	-----------	--	---------------	--	------------	--	-----	--	--------------------	--	------------------	--	-----------	--	---------------	--	------------	--	-----	--	--------------------	--	------------------	--	-----------	--	---------------	--	------------	--	-----	--	--------------------	--	------------------	--	-----------	--	---------------	--	------------	--	-----	--	--------------------	--	------------------	--	-----------	--	---------------	--	------------	--	-----	--	--------------------	--	------------------	--	-----------	--	---------------	--	------------	--	-----	--	--------------------	--	------------------	--	-----------	--	---------------	--	------------	--	-----	--	--------------------	--	------------------	--	-----------	--	---------------	--	------------	--	-----	--	--------------------	--	------------------	--	-----------	--	---------------	--	------------	--	-----	--	--------------------	--	------------------	--	-----------	--	---------------	--	------------	--	-----	--	--------------------	--	------------------	--	-----------	--	---------------	--	------------	--	-----	--	--------------------	--	------------------	--	-----------	--	---------------	--	------------	--	-----	--	--------------------	--	------------------	--	-----------	--	---------------	--	------------	--	-----	--	--------------------	--	------------------	--	-----------	--	---------------	--	------------	--	-----	--	--------------------	--	------------------	--	-----------	--	---------------	--	------------	--	-----	--	--------------------	--	------------------	--	-----------	--	---------------	--	------------	--	-----	--	--------------------	--	------------------	--	-----------	--	---------------	--	------------	--	-----	--	--------------------	--	------------------	--	-----------	--	---------------	--	------------	--	-----	--	--------------------	--	------------------	--	-----------	--	---------------	--	------------	--	-----	--	--------------------	--	------------------	--	-----------	--	---------------	--	------------	--	-----	--	--------------------	--	------------------	--	-----------	--	---------------	--	------------	--	-----	--	--------------------	--	------------------	--	-----------	--	---------------	--	------------	--	-----	--	--------------------	--	------------------	--	-----------	--	---------------	--	------------	--	-----	--	--------------------	--	------------------	--	-----------	--	---------------	--	------------	--	-----	--	--------------------	--	------------------	--	-----------	--	---------------	--	------------	--	-----	--	--------------------	--	------------------	--	-----------	--	---------------	--	------------	--	-----	--	--------------------	--	------------------	--	-----------	--	---------------	--	------------	--	-----	--	--------------------	--	------------------	--	-----------	--	---------------	--	------------	--	-----	--	--------------------	--	------------------	--	-----------	--	---------------	--	------------	--	-----	--	--------------------	--	------------------	--	-----------	--	---------------	--	------------	--	-----	--	--------------------	--	------------------	--	-----------	--	---------------	--	------------	--	-----	--	--------------------	--	------------------	--	-----------	--	---------------	--	------------	--	-----	--	--------------------	--	------------------	--	-----------	--	---------------	--	------------	--	-----	--	--------------------	--	------------------	--	-----------	--	---------------	--	------------	--	-----	--	--------------------	--	------------------	--	-----------	--	---------------	--	------------	--	-----	--	--------------------	--	------------------	--	-----------	--	---------------	--	------------	--	-----	--	--------------------	--	------------------	--	-----------	--	---------------	--	------------	--	-----	--	--------------------	--	------------------	--	-----------	--	---------------	--	------------	--	-----	--	--------------------	--	------------------	--	-----------	--	---------------	--	------------	--	-----	--	--------------------	--	------------------	--	-----------	--	---------------	--	------------	--	-----	--	--------------------	--	------------------	--	-----------	--	---------------	--	------------	--	-----	--	--------------------	--	------------------	--	-----------	--	---------------	--	------------	--	-----	--	--------------------	--	------------------	--	-----------	--	---------------	--	------------	--	-----	--	--------------------	--	------------------	--	-----------	--	---------------	--	------------	--	-----	--	--------------------	--	------------------	--	-----------	--	---------------	--	------------	--	-----	--	--------------------	--	------------------	--	-----------	--	---------------	--	------------	--	-----	--	--------------------	--	------------------	--	-----------	--	---------------	--	------------	--	-----	--	--------------------	--	------------------	--	-----------	--	---------------	--	------------	--	-----	--	--------------------	--	------------------	--	-----------	--	---------------	--	------------	--	-----	--	--------------------	--	------------------	--	-----------	--	---------------	--	------------	--	-----	--	--------------------	--	------------------	--	-----------	--	---------------	--	------------	--	-----	--	--------------------	--	------------------	--	-----------	--	---------------	--	------------	--	-----	--	--------------------	--	------------------	--	-----------	--	---------------	--	------------	--	-----	--	--------------------	--	------------------	--	-----------	--	---------------	--	------------	--	-----	--	--------------------	--	------------------	--	-----------	--	---------------	--	------------	--	-----	--	--------------------	--	------------------	--	-----------	--	---------------	--	------------	--	-----	--	--------------------	--	------------------	--	-----------	--	---------------	--	------------	--	-----	--	--------------------	--	------------------	--	-----------	--	---------------	--	------------	--	-----	--	--------------------	--	------------------	--	-----------	--	---------------	--	------------	--	-----	--	--------------------	--	------------------	--	-----------	--	---------------	--	------------	--	-----	--	--------------------	--	------------------	--



# OPEN WOMEN'S DIVISION 1

## PREMIERSHIP TROPHY



Team	P	W	L	D	F	A	%	PTS
Morphettville Park Open Women's	16	15	1	0	1201	229	83.99	30
West Adelaide Open Women's	16	12	4	0	1160	439	72.55	24
Greenacres Open Women's	16	8	8	0	804	646	55.45	16
Ingle Farm Open Women's	16	5	11	0	385	1040	27.02	10
Central District Open Women's	16	0	16	0	190	1386	12.06	0

## DUTSCHKE MEDAL



## Michelle Reid Greenacres

Michelle Reid	Greenacres	17
Kathryn Reynolds	West Adelaide	14
Dayna Cox	Morphettville Park	14
Molly Nichols-Pavy	Ingle Farm	13
Emma Sampson	West Adelaide	12
Melissa Wilson	Greenacres	9
Jessica Sedunary	Ingle Farm	8
Tayla Gordon	Morphettville Park	7
Deni Varnhagen	Morphettville Park	7
Kirsty Degabriele	West Adelaide	7
Alexandra Price	Morphettville Park	7
Lesley Burrows	Central District	7
Rachael Killian	West Adelaide	6
Brittany Perry	Central District	5
Leah Tynan	Greenacres	4
Courtney Cramey	Morphettville Park	4
Latisha Marranya	Greenacres	4

## Alexandra Price Morphettville Park



Alexandra Price	Morphettville Park	36
Lisa Miceli	West Adelaide	30
Danielle Cresp	West Adelaide	25
Rachael Killian	West Adelaide	23
Jenna Maloney	Greenacres	20
Lexia Edwards	Morphettville Park	19
Kathryn Reynolds	West Adelaide	17
Chloe Whiley	Greenacres	14
Kirsty Degabriele	West Adelaide	14
Leah Tynan	Greenacres	14
Sarah Masiero	Morphettville Park	12
Tayla Gordon	Morphettville Park	12
Carmen Buzzacott	Greenacres	11
Latisha Marranya	Greenacres	11
Emma Sampson	West Adelaide	9
Kelly Spence	Ingle Farm	9
Stacey Huddleston	Morphettville Park	9
Kristy Rudd	Greenacres	8
Michele Reid	Greenacres	8
Rachael Shanahan	West Adelaide	8

## GLAZBROOK MEDAL (Leading Goalkeeper)

# 2014 Highlights

awarded Life Membership of the SAWFL.

Catherine embraces all the qualities that are admirable in a football player and since the SAWFL introduced a second division to its Open Women's competition in 2014, the League has had its eye on Catherine as a candidate for the title of the Division 2 Best & Fairest Medal.

Catherine played her 300th SAWFL game for West Adelaide on Saturday 26th July. She is the first player in the SAWFL and the second player nationally to reach this incredible milestone.

This is a remarkable achievement and the League is delighted to announce that the SAWFL Division 2 Best & Fairest Medal will be named the Mulvihill Medal. The inaugural Mulvihill Medal was presented at the 2014 SAWFL Presentation Night on Saturday 6 September to Danielle Stewart of Modbury FC.



## SAWFL announces the Mulvihill Medal

In 2014, the SAWFL announced that the Division 2 Best & Fairest Player Medal would be named after long serving member of the League, Catherine Mulvihill.

Catherine joined the SAWFL in its inaugural year in 1991, playing for Edwardstown Women's Football Club. Over the past two decades this club went onto be named Eagles Women's Football Club, and is now the West Adelaide Women's Football Club. They have achieved 13 premierships, 12 of which Catherine has competed in. The club's premiership win in 2005 was a special one for Catherine as she was also awarded the SAWFL Grand Final Best on Ground medal.

Catherine has been heavily involved in the club's successes, representing them in the roles of Vice-President and SAWFL Players' Representative for a number of years. The club also presents a Catherine Mulvihill Award for Excellence to one of their players each year.

Catherine is well respected amongst the SAWFL community and this was acknowledged in 2001 when she was awarded the SAWFL Carmel Laube Medal for the Players' Player, the most respected player in the League.

Catherine has long represented the South Australian State Team and one of her highlights over the years was being selected as a Co-Captain. Her achievements in women's football were recognised by the League in 2009 when she was

## Narelle Smith wins Honorary Football Woman of the Year Award

Congratulations to SAWFL Chairman, Narelle Smith, who has been announced as the 2014 Honorary Football Woman of the Year! This is a fantastic achievement and well deserved recognition for Narelle.

The Football Woman of the Year Awards recognise women who have made a significant contribution to the game of Australian football.

Narelle Smith is the Chairman of the South Australian Women's Football League. She has played over 120 games, has recently appointed Line Coach with the Melbourne Football Club Women's team.

She has played a significant role in the partnership between the SAWFL and South Australian Amateur Football League, establishing greater resources for Women's Football. Narelle was the first South Australian to coach in an AFL Women's match as Assistant Coach for Melbourne Football Club.

Narelle received her award in Melbourne alongside Peta Searle (Football Woman of the Year & Professional Football Woman of the Year), Nadine Robah (Emerging Football Woman of the Year) and Barbara Datson (Heart and Soul Award).





# Chairman's Report

## Season 2013 into Season 2014 - Major Changes

Late in season 2013 the SAWFL was be left in limbo with the sudden resignation of the self-sufficient President of the day. This resignation forced a review of the SAWFL including our professional image and ability as a League to develop in areas such as administration, growth and participation.

Season 2014 was always going to be a year of transition with challenges. The partnership between the SAWFL and the Channel 9 Adelaide Football League (CH9AFL) was born from the desire of both parties to create a new environment for the female side of the game to expand on the back of an already established professional League. It was and still is a focus of both Leagues for this to be a partnership that gives each party positives, whilst never losing the identity of the SAWFL as a unique and semi-independent body.

## Achievements for Season 2014

- Two Senior Women's Divisions - this was a collaborative decision made by the majority of clubs in 2013 and was designed to allow new clubs a fair transition into the League in Division 2 and to come in line with strong men's competitions such as the CH9AFL.

- Appointment of Club Development Officer at CH9 Adelaide Football League - as a part of the affiliation between the SAWFL & CH9AFL, CEO John Kernahan envisaged a paid position to assist with SAWFL administration and true to this vision, Caitlin Brady was appointed in this position and is thriving in the role.

- SAWFL Under 16 Girls Competition - Caitlin Brady in her role launched the inaugural Under 16 Girls Competition which concluded with a knockout Competition and was won by Salisbury Football Club. This was another successful piece in the female pathway puzzle.



## Narelle Smith



- Tribunal Support - the SAWFL has always struggled to have a permanent Tribunal system and with the affiliation with CH9AFL has ensured that as an organisation we have moved forward in this area of governance.

- SAWFL Summer Training Squad 2015 - this is a new initiative that has been facilitated over the 'off season' this year. As an organisation we envisage this type of program will develop a female football calendar that encourages engagement of females playing football all year round.

## SAWFL Future - Season 2015

It has been a challenging season which has been described as a transition from being a totally volunteer run organisation to seeking an alliance with an established professional organisation in the CH9 Adelaide Football League. For SAWFL as an organisation that has historically been run out of a home office this season has 'ticked' along and raised some eyebrows about the partnership with CH9 Adelaide Football League and where this will take the female space of AFL in South Australia.

Thanks to Julie Wells and Jamie Thomas who volunteer their time to the SAWFL Board. Thank you to the CH9 Adelaide Football League staff, Dee Shepard, Tanya ter Bogt, Tony Sullivan, Ivana Lombardi and Caitlin Brady. And special thanks to CEO John Kernahan who has been nothing but supportive in making this partnership a successful one.

Thanks to all that have supported the SAWFL Board through the challenges and I look forward to season 2015 and the further development of female football in South Australia.





## Yearbook



## Annual Report

