THE

# 6TH SOUTH PACIFIC MINI GAMES

## NORFOLK ISLAND

3RD TO 14TH DECEMBER 2001

# RESULTS COMPENDIUM

# 6th Mini South Pacific Games

# Archery



ARCHERY 2001

# Association of Norfolk Island Archers

*A COMPANY LIMITED BY GUARANTEE*

JONATHAN SNELL
SECRETARY

**Snail Mail**
P.O BOX 554
NORFOLK ISLAND
SOUTH PACIFIC
*Via Australia*

**Telephone** (6723) 23615
**Facsimile** (6723) 23615

**Email -**
norfolkstorm@hotmail.com

Jonathan Snell
Secretary

Dear Archery colleagues,

Now that the 6th Mini South Pacific Games has come to an end, we can now look back at the great archery event that transpired after many hours of hard work.

The sportsmanship, competitiveness and friendship was of the highest standard and we wish to thank all involved and also thank you all for attending and making our event a fantastic part of the 6th South Pacific Mini Games.

Yours in archery

Jonathan Snell
Secretary
Association of Norfolk Island Archers.

*Proudly supported by*
AMP
GRAFTON

# ARCHERY EVENTS

Tournament Coordinators - Jonno Snell - NFK
Jo Snell - NFK

Technical Director Graham Wilson - AUS

Judges: Royle Hutton – NZL
Kathy Thoms - FIJ
Graham Wilson - AUS

Norfolk Island 2001 was the first time archery has ever been successfully held in a South Pacific Games competition as a medal sport.

The programme was designed to enable all standards of archer to feel comfortable, and compete confidently alongside those who may be more experienced. The opportunity to compete in both the Target and Field Archery disciplines was a particular highlight.

The Target events were held on a new oval at the Central School, while the field event was held in the beautiful bush and rolling countryside of the Melanesian Mission at Headstone.

A Field event was included in the programme for all to experience 3D, marked and unmarked events. Hopefully, archers from other island nations will take the experience home and add another dimension, a rather testing but enjoyable dimension, to archery in their country.

Six Countries took part in the Archery competitions:

| Country | Rec. (m) | Rec. (w) | Comp.(m) | Comp.(w) |
|---|---|---|---|---|
| Am. Samoa | 1 | 0 | 0 | 0 |
| Fiji | 2 | 0 | 1 | 2 |
| Norfolk Is. | 0 | 0 | 2 | 2 |
| New Caledonia | 2 | 2 | 2 | 0 |
| Tahiti | 2 | 0 | 2 | 0 |
| Tonga | 3 | 0 | 0 | 0 |

There were a total of 23 Archers altogether, 17 men and 5 women, a statistic that will need to be addressed in the future.

Competing in 3 events for both compound and recurve bows, a total of 12 gold medals were up for grabs in this competition. The final medal tally was as follows:

## Overall Medals - Archery

| Team | Gold | Silver | Bronze | Total |
|---|---|---|---|---|
| American Samoa | | | | |
| Fiji | 3 | 2 | 1 | 6 |
| New Caledonia | 4 | 2 | | 6 |
| Norfolk Island | | 2 | 3 | 5 |
| Samoa | | | | |
| Tahiti | 5 | 2 | 3 | 10 |
| Tonga | | 1 | 2 | 3 |
| Total | 12 | 9 | 9 | |

Tahiti was the dominant nation in this competition winning a total of 10 medals, 5 of which were gold. Jerome Hilleret (TAH) stood out in the men's recurve competition, along with Didier Gras (TAH) while countryman Jean Gooding (TAH) consistently edged out Laurent Clerte (NCL) in the Compound section. Shanti Cook (FIJ) took three gold in women's compound section and Marie Ange-Soero (NCL) took the three gold available in the women's recurve events, to ensure that medals were spread around.

From the smaller nations, Sifa Taumoepeau (TON) surprised his more experienced opposition to win 1 silver and 2 bronze medals in the men's recurve competitions. Jonno Snell and Chrystal Graham took a silver and bronze for Norfolk Island in the men's and women's compound bow competitions.

The archers from Tahiti and New Caledonia were of a very high standard and had plenty of depth in their teams. With Archery on the Program for the 2003 South Pacific Games and the 2004 Olympic Games, this sport has every chance now to develop a strong presence throughout the Pacific Region.

# Compound Bow - Medalists

| | Name | Country | Medal | Result |
|---|---|---|---|---|
| **Canadian Round Men** | **Jean Gooding** | **Tahiti** | **Gold** | **1120** |
| | **Laurent Clerke** | **New Caledonia** | **Silver** | **1119** |
| | **Jaques Chonfort** | **Tahiti** | **Bronze** | **1102** |
| | Jonno Snell | Norfolk Island | 4 | 1094 |

| | Name | | Medal | Result |
|---|---|---|---|---|
| **Canadian Round Women** | **Shanti Cook** | **Fiji** | **Gold** | **1047** |
| | **Devika Cook** | **Fiji** | **Silver** | **980** |
| | **Margaret Christian** | **Norfolk Island** | **Bronze** | **808** |
| | Chrystal Graham | Norfolk Island | 4 | 778 |

| | Name | | Medal | Result |
|---|---|---|---|---|
| **Oceania Round Women** | **Shanti Cook** | **Fiji** | **Gold** | **1299** |
| | **Devika Cook** | **Fiji** | **Silver** | **1218** |
| | **Chystal Graham** | **Norfolk Island** | **Bronze** | **1164** |
| | Margaret Christian | Norfolk Island | 4 | 888 |

| | Name | | Medal | Result |
|---|---|---|---|---|
| **Oceania Round Men** | **Laurent Clerte** | **New Caledonia** | **Gold** | **1392** |
| | **Jonno Snell** | **Norfolk Island** | **Silver** | **1369** |
| | **Jaques Chonfort** | **Tahiti** | **Bronze** | **1364** |
| | Jean Gooding | Tahiti | 4 | 1363 |

| | Name | | Medal | Result |
|---|---|---|---|---|
| **Field** Women | **Shanti Cook** | **Fiji** | **Gold** | **174** |
| | **Chrystal Graham** | **Norfolk Island** | **Silver** | **130** |
| | **Devika Cook** | **Fiji** | **Bronze** | **113** |
| | Margaret Christian | Norfolk Island | 4 | 90 |

| | Name | | Medal | Result |
|---|---|---|---|---|
| **Field** Men | **Jean Gooding** | **Tahiti** | **Gold** | **285** |
| | **Laurent Clerte** | **New Caledonia** | **Silver** | **283** |
| | **Jonno Snell** | **Norfolk Island** | **Bronze** | **270** |
| | Jaques Chonfort | Tahiti | 4 | 250 |

# Recurve Bow - Medallists

| | Name | | Medal | Result |
|---|---|---|---|---|
| **Canadian Round** Women | **Marie Ange Soero** | **New Caledonia** | **Gold** | **880** |
| | Sophie Costa | New Caledonia | 2 | 690 |

| | Name | | Medal | Result |
|---|---|---|---|---|
| **Canadian Round** Men | **Didier Gras** | **Tahiti** | **Gold** | **1046** |
| | **Jerome Hillert** | **Tahiti** | **Silver** | **1017** |
| | **Sifa Taumoepeau** | **Tonga** | **Bronze** | **988** |
| | Bruno Lau | New Caledonia | 4 | 942 |

| | Name | | Medal | Result |
|---|---|---|---|---|
| **Oceania Round** Women | **Marie Ange Soero** | **New Caledonia** | **Gold** | **1114** |
| | Sophie Costa | New Caledonia | 2 | 998 |

| | Name | | Medal | Result |
|---|---|---|---|---|
| **Oceania Round** Men | **Jerome Hilleret** | **Tahiti** | **Gold** | **1320** |
| | **Sifa Taumoepeau** | **Tonga** | **Silver** | **1295** |
| | **Didier Gras** | **Tahiti** | **Bronze** | **1306** |
| | Bruno Lau | New Caledonia | 4 | 1234 |

| | Name | | Medal | Result |
|---|---|---|---|---|
| **Field** Women | **Marie Ange-Soero** | **New Caledonia** | **Gold** | **142** |
| | Sophie Costa | New Caledonia | 2 | 90 |

| | Name | | Medal | Result |
|---|---|---|---|---|
| **Field** Men | **Jerome Hilleret** | **Tahiti** | **Gold** | **281** |
| | **Didier Gras** | **Tahiti** | **Silver** | **247** |
| | **Sifa Taumoepeau** | **Tonga** | **Bronze** | **232** |
| | Bruno Lau | New Caledonia | 4 | 227 |

# Archery Competition

## Field Round

## 6th South Pacific Mini-Games



Division: Rec/Com M/F

| Name | Country | Rank | 1 | 2 | 3 | 4 | 5 | | 6 | 7 | 8 | 9 | 10 | Tot. | 11 | 12 | 13 | 14 | 15 | Tot. | 16 | 17 | 18 | 19 | 20 | Tot. | 21 | 22 | 23 | Tot | Total |
|---|---|---|---|---|---|---|---|---|---|---|---|---|---|---|---|---|---|---|---|---|---|---|---|---|---|---|---|---|---|---|---|
| Margaret Christian | NFK | 4 | 3 | 5 | 7 | 3 | 5 | 23 | 4 | 1 | 2 | 0 | 5 | 12 | 2 | 7 | 2 | 3 | 4 | 18 | 2 | 4 | 2 | 8 | 7 | 23 | 3 | 2 | 9 | 14 | 90 |
| Shanti Cook | Fiji | 1 | 4 | 10 | 7 | 9 | 10 | 40 | 8 | 11 | 8 | 4 | 12 | 43 | 6 | 3 | 10 | 0 | 11 | 30 | 6 | 7 | 9 | 11 | 4 | 37 | 3 | 11 | 10 | 24 | 174 |
| Chrystal Graham | NFK | 2 | 7 | 2 | 3 | 3 | 1 | 16 | 8 | 8 | 9 | 4 | 8 | 37 | 2 | 7 | 3 | 4 | 0 | 16 | 10 | 11 | 10 | 9 | 5 | 45 | 3 | 0 | 13 | 16 | 130 |
| Devika Cook | Fiji | 3 | 2 | 8 | 7 | 1 | 9 | 27 | 0 | 8 | 5 | 1 | 5 | 19 | 6 | 5 | 8 | 4 | 6 | 29 | 3 | 3 | 9 | 10 | 2 | 27 | 0 | 5 | 6 | 11 | 113 |
| Marie-Ange Soero | NCL | 1 | 2 | 0 | 9 | 7 | 5 | 23 | 9 | 7 | 9 | 0 | 4 | 29 | 4 | 4 | 6 | 7 | 3 | 24 | 5 | 4 | 10 | 11 | 6 | 36 | 10 | 9 | 11 | 30 | 142 |
| Sophie Costa | NCL | 2 | 3 | 6 | 0 | 0 | 9 | 18 | 4 | 3 | 0 | 4 | 6 | 17 | 3 | 1 | 5 | 2 | 3 | 14 | 2 | 4 | 9 | 4 | 4 | 23 | 7 | 7 | 4 | 18 | 90 |
| Jonno Snell | NFK | 3 | 9 | 10 | 11 | 12 | 12 | 54 | 10 | 12 | 11 | 4 | 13 | 50 | 12 | 13 | 13 | 12 | 15 | 65 | 15 | 11 | 13 | 14 | 13 | 66 | 9 | 12 | 14 | 35 | 270 |
| Jaques Chonfont | TAH | 4 | 8 | 6 | 14 | 14 | 12 | 54 | 12 | 11 | 12 | 9 | 11 | 55 | 12 | 7 | 15 | 14 | 9 | 57 | 9 | 10 | 13 | 8 | 12 | 52 | 8 | 10 | 14 | 32 | 250 |
| Laurent Clerte | NCL | 2 | 13 | 12 | 8 | 15 | 13 | 61 | 11 | 13 | 15 | 12 | 15 | 66 | 13 | 10 | 13 | 12 | 14 | 62 | 6 | 15 | 14 | 15 | 10 | 60 | 9 | 11 | 14 | 34 | 283 |
| Ron Welsh | FIJI | 7 | 9 | 9 | 6 | 11 | 11 | 46 | 7 | 9 | 9 | 4 | 12 | 41 | 11 | 8 | 7 | 3 | 8 | 37 | 6 | 13 | 12 | 15 | 7 | 53 | 3 | 7 | 11 | 21 | 198 |
| Wayne Mitchell | NFK | 5 | 8 | 6 | 11 | 11 | 10 | 46 | 10 | 11 | 13 | 13 | 13 | 60 | 9 | 8 | 4 | 2 | 11 | 34 | 12 | 14 | 13 | 14 | 10 | 63 | 12 | 9 | 13 | 34 | 237 |
| Jean Gooding | TAH | 1 | 11 | 12 | 11 | 15 | 11 | 60 | 14 | 15 | 15 | 10 | 15 | 69 | 15 | 11 | 13 | 13 | 11 | 63 | 9 | 14 | 14 | 14 | 12 | 63 | 2 | 14 | 14 | 30 | 285 |
| Gilles Andrea | NCL | 6 | 8 | 9 | 11 | 9 | 10 | 47 | 5 | 12 | 13 | 8 | 11 | 49 | 9 | 5 | 10 | 11 | 12 | 47 | 11 | 7 | 14 | 14 | 12 | 58 | 4 | 10 | 11 | 25 | 226 |
| Dick Elder | FIJI | 6 | 7 | 12 | 11 | 12 | 8 | 50 | 6 | 7 | 8 | 4 | 11 | 36 | 6 | 7 | 9 | 9 | 4 | 35 | 0 | 9 | 11 | 12 | 12 | 44 | 5 | 9 | 14 | 28 | 193 |
| Didier Gras | TAH | 2 | 13 | 8 | 10 | 11 | 14 | 56 | 13 | 10 | 14 | 4 | 6 | 47 | 10 | 13 | 10 | 12 | 9 | 54 | 6 | 11 | 14 | 14 | 15 | 60 | 6 | 11 | 13 | 30 | 247 |
| Bruno Lau | NCL | 4 | 8 | 6 | 7 | 12 | 8 | 41 | 13 | 11 | 12 | 2 | 15 | 53 | 5 | 9 | 14 | 3 | 12 | 43 | 5 | 14 | 13 | 13 | 12 | 57 | 13 | 9 | 11 | 33 | 227 |
| Viliami Sanft | TON | 8 | 3 | 7 | 10 | 8 | 10 | 38 | 2 | 5 | 12 | 1 | 15 | 35 | 5 | 10 | 7 | 5 | 2 | 29 | 9 | 8 | 6 | 8 | 5 | 36 | 11 | 9 | 13 | 33 | 171 |
| Jerome Hillert | TAH | 1 | 6 | 11 | 14 | 13 | 10 | 54 | 15 | 13 | 14 | 11 | 13 | 66 | 12 | 12 | 13 | 12 | 11 | 60 | 12 | 14 | 13 | 15 | 12 | 66 | 9 | 13 | 13 | 35 | 281 |
| G. Habault | NCL | 9 | 3 | 7 | 6 | 7 | 10 | 33 | 4 | 6 | 11 | 5 | 13 | 39 | 7 | 9 | 4 | 8 | 6 | 34 | 0 | 0 | 6 | 9 | 3 | 18 | 10 | 7 | 6 | 23 | 147 |
| Sifa Taumoepeau | TON | 3 | 7 | 10 | 11 | 11 | 8 | 47 | 12 | 4 | 11 | 9 | 7 | 43 | 13 | 12 | 10 | 7 | 10 | 52 | 10 | 12 | 13 | 12 | 11 | 58 | 14 | 7 | 11 | 32 | 232 |
| Vamarasi Sosefo | FIJI | 7 | 3 | 0 | 3 | 10 | 2 | 18 | 9 | 7 | 11 | 4 | 6 | 37 | 13 | 10 | 6 | 5 | 6 | 40 | 15 | 14 | 12 | 15 | 3 | 59 | 6 | 11 | 8 | 25 | 179 |
| Iteni Helu | TON | 10 | 0 | 2 | 5 | 0 | 5 | 12 | 0 | 7 | 9 | 1 | 8 | 25 | 7 | 3 | 5 | 7 | 5 | 27 | 9 | 6 | 3 | 9 | 3 | 30 | 7 | 6 | 10 | 23 | 117 |
| Kursesa Tupua | ASM | 5 | 7 | 10 | 8 | 12 | 12 | 49 | 2 | 1 | 10 | 8 | 8 | 29 | 8 | 11 | 10 | 11 | 12 | 52 | 11 | 10 | 10 | 13 | 10 | 54 | 12 | 11 | 10 | 33 | 217 |

# Archery Competition

## Oceania Round

## 6th South Pacific Mini Games

| Division | R/C | M/F | | | | | | | 50m | | | | | | | 40m | | | | | | | | | | | | 30m | | | | | | | | | | | | | 20m | | |
|---|---|---|---|---|---|---|---|---|---|---|---|---|---|---|---|---|---|---|---|---|---|---|---|---|---|---|---|---|---|---|---|---|---|---|---|---|---|---|---|---|---|---|---|
| Name | | Rank | 6 | 12 | 18 | 24 | 30 | 36 | Tot. | 42 | 48 | 54 | 60 | 66 | 72 | Tot. | 75 | 78 | 81 | 84 | 87 | 90 | 93 | 96 | 99 | 102 | 105 | 108 | Tot. | 111 | 114 | 117 | 120 | 123 | 126 | 129 | 132 | 135 | 138 | 141 | 144 | Tot. | Total | |
| Margaret Christian | NFK | 4 | 29 | 24 | 32 | 40 | 25 | 28 | **178** | 35 | 47 | 49 | 37 | 47 | 37 | **252** | 23 | 22 | 24 | 19 | 18 | 17 | 16 | 22 | 18 | 18 | 11 | 11 | **219** | 18 | 15 | 24 | 25 | 21 | 21 | 15 | 19 | 21 | 19 | 18 | 23 | **239** | **888** | **4** |
| Shanti Cook | Fiji | 1 | 48 | 52 | 54 | 51 | 53 | 53 | **311** | 55 | 53 | 53 | 56 | 55 | 54 | **326** | 19 | 26 | 27 | 28 | 28 | 24 | 27 | 27 | 27 | 24 | 28 | 28 | **313** | 29 | 29 | 29 | 29 | 30 | 28 | 28 | 30 | 29 | 29 | 30 | 29 | **349** | **1299** | **1** |
| Chrystal Graham | NFK | 3 | 43 | 43 | 49 | 39 | 46 | 40 | **260** | 43 | 42 | 47 | 44 | 48 | 54 | **278** | 24 | 24 | 27 | 25 | 26 | 26 | 21 | 26 | 27 | 22 | 26 | 27 | **301** | 24 | 23 | 27 | 28 | 28 | 29 | 28 | 28 | 28 | 25 | 28 | 29 | **325** | **1164** | **3** |
| Devika Cook | Fiji | 2 | 48 | 44 | 45 | 50 | 50 | 50 | **287** | 53 | 51 | 49 | 52 | 47 | 51 | **303** | 27 | 27 | 27 | 22 | 28 | 27 | 27 | 24 | 25 | 26 | 26 | 25 | **311** | 24 | 26 | 27 | 25 | 28 | 28 | 27 | 26 | 26 | 26 | 28 | 26 | **317** | **1218** | **2** |
| Marie-Ange Soero | NCL | 1 | 35 | 38 | 43 | 45 | 45 | 43 | **249** | 49 | 49 | 45 | 42 | 45 | 48 | **278** | 25 | 18 | 20 | 22 | 23 | 23 | 23 | 21 | 24 | 26 | 26 | 20 | **271** | 24 | 25 | 25 | 28 | 28 | 27 | 28 | 25 | 27 | 29 | 23 | 27 | **316** | **1114** | **1** |
| Sophie Costa | NCL | 2 | 37 | 36 | 37 | 38 | 38 | 30 | **216** | 44 | 44 | 46 | 48 | 48 | 45 | **275** | 16 | 22 | 23 | 22 | 18 | 21 | 22 | 24 | 22 | 23 | 13 | 8 | **234** | 24 | 24 | 21 | 20 | 20 | 17 | 24 | 27 | 22 | 25 | 26 | 23 | **273** | **998** | **2** |
| Jonno Snell | NFK | 2 | 57 | 57 | 56 | 55 | 56 | 56 | **337** | 57 | 58 | 56 | 56 | 58 | 57 | **342** | 25 | 28 | 28 | 29 | 29 | 29 | 28 | 29 | 28 | 27 | 29 | 30 | **339** | 29 | 29 | 28 | 29 | 29 | 29 | 30 | 30 | 29 | 30 | 30 | 29 | **351** | **1369** | **2** |
| Jaques Chonfort | TAH | 3 | 58 | 57 | 56 | 53 | 52 | 56 | **332** | 57 | 58 | 55 | 57 | 56 | 60 | **343** | 29 | 29 | 28 | 29 | 30 | 27 | 27 | 29 | 26 | 29 | 27 | 29 | **339** | 29 | 30 | 30 | 28 | 28 | 29 | 29 | 30 | 30 | 30 | 28 | 29 | **350** | **1364** | **3** |
| Laurent Clerte | NCL | 1 | 54 | 56 | 57 | 54 | 58 | 57 | **336** | 58 | 58 | 58 | 60 | 60 | 58 | **352** | 27 | 30 | 30 | 28 | 27 | 29 | 29 | 27 | 29 | 29 | 30 | 29 | **344** | 30 | 30 | 30 | 30 | 30 | 30 | 30 | 30 | 30 | 30 | 30 | 30 | **360** | **1392** | **1** |
| Ron Welsh | FIJI | 6 | 49 | 46 | 53 | 46 | 46 | 46 | **286** | 51 | 47 | 47 | 51 | 57 | 52 | **305** | 26 | 26 | 29 | 28 | 22 | 22 | 27 | 24 | 25 | 26 | 24 | 26 | **305** | 27 | 27 | 29 | 28 | 28 | 27 | 29 | 30 | 27 | 29 | 30 | 29 | **340** | **1236** | **6** |
| Wayne Mitchell | NFK | 7 | 48 | 43 | 55 | 49 | 45 | 50 | **290** | 49 | 47 | 53 | 48 | 50 | 51 | **298** | 19 | 22 | 26 | 24 | 25 | 29 | 20 | 26 | 22 | 17 | 23 | 20 | **273** | 27 | 29 | 25 | 25 | 25 | 27 | 29 | 28 | 25 | 28 | 28 | 22 | **318** | **1179** | **7** |
| Jean Gooding | TAH | 4 | 54 | 55 | 55 | 55 | 56 | 54 | **329** | 59 | 57 | 58 | 58 | 58 | 56 | **346** | 28 | 28 | 29 | 29 | 25 | 28 | 29 | 28 | 28 | 27 | 28 | 29 | **336** | 27 | 30 | 29 | 30 | 29 | 28 | 30 | 30 | 30 | 30 | 30 | 29 | **352** | **1363** | **4** |
| Gilles Andrea | NCL | 5 | 50 | 48 | 47 | 50 | 53 | 50 | **298** | 41 | 55 | 52 | 54 | 53 | 50 | **305** | 26 | 24 | 26 | 22 | 26 | 27 | 27 | 25 | 26 | 29 | 25 | 23 | **306** | 26 | 29 | 26 | 29 | 29 | 28 | 27 | 28 | 29 | 25 | 28 | 25 | **329** | **1238** | **5** |
| Dick Elder | FIJI | 6 | 48 | 50 | 47 | 50 | 43 | 51 | **289** | 51 | 52 | 50 | 51 | 55 | 53 | **312** | 22 | 21 | 22 | 23 | 21 | 23 | 21 | 24 | 24 | 22 | 24 | 22 | **269** | 27 | 25 | 26 | 28 | 29 | 28 | 27 | 28 | 25 | 28 | 27 | 25 | **323** | **1193** | **6** |
| Didier Gras | TAH | 2 | 53 | 54 | 54 | 55 | 53 | 54 | **323** | 52 | 53 | 53 | 54 | 56 | 56 | **324** | 28 | 25 | 27 | 28 | 23 | 29 | 24 | 26 | 25 | 28 | 29 | 25 | **317** | 26 | 28 | 29 | 28 | 29 | 29 | 29 | 29 | 29 | 28 | 30 | 28 | **342** | **1306** | **2** |
| Bruno Lau | NCL | 5 | 44 | 51 | 51 | 52 | 50 | 48 | **296** | 50 | 54 | 54 | 52 | 54 | 52 | **316** | 24 | 27 | 25 | 27 | 27 | 25 | 27 | 24 | 26 | 22 | 21 | 25 | **300** | 25 | 26 | 28 | 25 | 28 | 27 | 26 | 26 | 27 | 28 | 29 | 27 | **322** | **1234** | **5** |
| Viliami Sanft | TON | 9 | 41 | 28 | 34 | 41 | 30 | 31 | **205** | 46 | 44 | 51 | 51 | 44 | 51 | **287** | 23 | 23 | 16 | 27 | 22 | 23 | 27 | 18 | 27 | 20 | 23 | 26 | **275** | 24 | 25 | 28 | 26 | 27 | 28 | 25 | 24 | 24 | 27 | 28 | 28 | **314** | **1081** | **9** |
| Jerome Hilleret | TAH | 1 | 57 | 54 | 53 | 54 | 51 | 52 | **321** | 55 | 50 | 56 | 56 | 52 | 56 | **325** | 26 | 25 | 25 | 29 | 26 | 27 | 28 | 29 | 27 | 28 | 28 | 28 | **326** | 28 | 29 | 29 | 29 | 28 | 29 | 29 | 30 | 29 | 29 | 30 | 29 | **348** | **1320** | **1** |
| G. Habault | NCL | 10 | 34 | 36 | 37 | 42 | 47 | 28 | **224** | 43 | 49 | 39 | 31 | 41 | 45 | **248** | 23 | 11 | 19 | 24 | 24 | 18 | 21 | 19 | 18 | 20 | 23 | 25 | **245** | 20 | 26 | 25 | 28 | 25 | 27 | 21 | 25 | 21 | 28 | 21 | 23 | **290** | **1007** | **10** |
| Sifa Taumoepeau | TON | 3 | 51 | 53 | 54 | 51 | 54 | 50 | **313** | 48 | 57 | 57 | 56 | 57 | 55 | **330** | 20 | 25 | 27 | 28 | 26 | 26 | 27 | 25 | 26 | 28 | 28 | 28 | **314** | 29 | 29 | 28 | 25 | 29 | 27 | 29 | 27 | 29 | 29 | 29 | 28 | **338** | **1295** | **3** |
| Vamarasi Sosefo | FIJI | 7 | 41 | 43 | 41 | 48 | 48 | 46 | **267** | 49 | 47 | 46 | 45 | 49 | 40 | **276** | 26 | 24 | 25 | 24 | 27 | 21 | 24 | 16 | 24 | 23 | 18 | 25 | **277** | 25 | 27 | 23 | 26 | 26 | 27 | 27 | 27 | 30 | 28 | 28 | 27 | **321** | **1141** | **7** |
| Iteni Helu | TON | 8 | 46 | 41 | 49 | 47 | 34 | 43 | **260** | 44 | 41 | 47 | 47 | 50 | 50 | **279** | 19 | 25 | 21 | 17 | 21 | 21 | 22 | 28 | 27 | 20 | 19 | 19 | **259** | 27 | 26 | 25 | 25 | 24 | 24 | 21 | 27 | 27 | 22 | 25 | 25 | **298** | **1096** | **8** |
| Kuresa Tupua | ASM | 4 | 54 | 53 | 52 | 48 | 45 | 48 | **300** | 55 | 52 | 51 | 57 | 49 | 56 | **320** | 25 | 23 | 29 | 26 | 21 | 23 | 24 | 20 | 28 | 25 | 26 | 24 | **294** | 25 | 24 | 27 | 27 | 26 | 29 | 29 | 28 | 30 | 28 | 27 | 25 | **325** | **1239** | **4** |

# Womens' Compound Match play Finals



| | | | |
|---|---|---|---|
| Shanti Cook FIJ | | | |
| 1 | Shanti Cook | FIJ | |
| | 111 - 96 | | |
| Margaret Christian | | | |
| | 3 | S. Cook | 108 - 77 |
| Chrystal Graham | | | |
| 2 | Devika Cook | FIJ | |
| | 93/89 | | |
| Devika Cook FIJ | | | |

| | |
|---|---|
| Gold | S. Cook (FIJ) |
| Silver | D. Cook (FIJ) |
| Bronze | C Graham (NFK) |

# Womens' Recurve Matchplay Finals

| | | | |
|---|---|---|---|
| M. Soero | NCL | | |
| 1 | Soero (NCL) | 79 - 78 | |
| | Gold | | |
| Sophie Costa | NCL | | |

# Mens' Compound Matchplay Finals



| | | | | | | |
|---|---|---|---|---|---|---|
| Laurent Clerte | | | | | | |
| | 1 | Laurent Clerte | | | | |
| Bye | | | | | | |
| | | | 5 | Clerte (NCL) | 109 - 109 | |
| Gilles Andrea | | | | | | |
| | 2 | J. Gooding | TAH | | | |
| | | 110 - 98 | | | | |
| Jean Gooding | | | | | | |
| | | | | | | Clerte (NCL) |
| | | | | | | 114 - 110 |
| Jaques Chonfort | | | | | | |
| | 3 | J. Chonfort | TAH | | | |
| | | 113 - 101 | | | | |
| Ron Welsh | | | | | | |
| | | | 6 | Snell (NFK) | 112 - 110 | |
| Wayne Mitchell | | | | | | |
| | 4 | J. Snell | NFK | | | |
| | | 110 - 92 | | | | |
| Jonno Snell | | | | | | |

| | |
|---|---|
| Gold | L. Clerte (NCL) |
| Silver | J. Snell (NFK) |
| Bronze | J. Chonfort (TAH) |

# Mens' Recurve Matchplay Finals



Jerome Hilleret

Iteni Helu

V. Sanft (TON)

Viliame Sanft

77 - 35

Hilleret (TAH)

106 - 71

Hilleret (TAH)

108 - 99

Bruno Lau

Lau (TAH)

102 - 96

Kuresa Tupua

Jerome Hilleret

106 - 105

S. Taumoepeau

Sifa (TON)

104 - 85

Dick Elder

S. Taumoepeau

111 - 111(10/8)

Vamarasi Sosefo

V. Sosefo (FIJ)

84 - 78

G. Habault

Gras (NCL)

110/84

Didier Gras

| | |
|---|---|
| Gold | Hilleret (TAH) |
| Silver | Taumoepeau (TON) |
| Bronze | Gras (NCL) |

Canadian

# Archery Competition

## Canadian Round

## 6th South Pacific Mini Games

| Division | Rec/Com | M/F |
|---|---|---|

| Name | Country | Rank | 6 | 12 | 18 | 24 | 30 | Tot. | 36 | 42 | 48 | 54 | 60 | Tot. | 66 | 72 | 78 | 84 | 90 | Tot. | 96 | 102 | 108 | 114 | 120 | Tot. | Total |
|---|---|---|---|---|---|---|---|---|---|---|---|---|---|---|---|---|---|---|---|---|---|---|---|---|---|---|---|
| | | | | | | | | 60m | | | | | | 50m | | | | | | 40m | | | | | | 30m | |
| Margaret Christian | NFK | 3 | 32 | 27 | 28 | 25 | 37 | 149 | 36 | 38 | 46 | 36 | 45 | 201 | 39 | 44 | 44 | 47 | 48 | 222 | 47 | 51 | 48 | 45 | 45 | 236 | 808 |
| Shanti Cook | Fiji | 1 | 48 | 48 | 48 | 51 | 49 | 244 | 49 | 50 | 44 | 50 | 52 | 245 | 53 | 56 | 57 | 56 | 54 | 276 | 56 | 56 | 55 | 56 | 59 | 282 | 1047 |
| Chrystal Graham | NFK | 4 | 24 | 20 | 34 | 29 | 21 | 128 | 27 | 29 | 45 | 46 | 38 | 185 | 34 | 48 | 37 | 42 | 46 | 207 | 49 | 53 | 53 | 55 | 48 | 258 | 778 |
| Devika Cook | Fiji | 2 | 43 | 49 | 39 | 41 | 48 | 220 | 51 | 54 | 50 | 46 | 51 | 252 | 50 | 47 | 51 | 50 | 48 | 246 | 53 | 50 | 52 | 56 | 51 | 262 | 980 |
| | | | | | | | | | | | | | | | | | | | | | | | | | | | |
| Marie-Ange Soero | NCL | 1 | 35 | 36 | 35 | 37 | 37 | 180 | 38 | 47 | 41 | 45 | 36 | 207 | 49 | 53 | 48 | 48 | 44 | 242 | 34 | 54 | 53 | 56 | 54 | 251 | 880 |
| Sophie Costa | NCL | 2 | 24 | 12 | 2 | 21 | 27 | 86 | 27 | 43 | 35 | 42 | 34 | 181 | 45 | 37 | 42 | 41 | 39 | 204 | 35 | 48 | 40 | 46 | 50 | 219 | 690 |
| | | | | | | | | 70m | | | | | | 60m | | | | | | 50m | | | | | | 40m | |
| Jonno Snell | NFK | 3 | 53 | 55 | 52 | 50 | 54 | 264 | 53 | 54 | 56 | 52 | 52 | 267 | 49 | 55 | 58 | 59 | 59 | 280 | 57 | 55 | 59 | 57 | 55 | 283 | 1094 |
| Jaques Chonfort | TAH | 4 | 47 | 52 | 53 | 54 | 54 | 260 | 52 | 57 | 55 | 52 | 57 | 273 | 57 | 54 | 54 | 57 | 57 | 279 | 57 | 58 | 59 | 56 | 60 | 290 | 1102 |
| Laurent Clerte | NCL | 2 | 55 | 58 | 55 | 53 | 55 | 276 | 54 | 54 | 56 | 52 | 55 | 271 | 50 | 58 | 58 | 57 | 57 | 280 | 58 | 57 | 60 | 57 | 60 | 292 | 1119 |
| Ron Welsh | FIJI | 6 | 46 | 49 | 35 | 31 | 31 | 192 | 47 | 52 | 42 | 50 | 45 | 236 | 47 | 52 | 54 | 47 | 51 | 251 | 46 | 53 | 51 | 46 | 54 | 250 | 929 |
| Wayne Mitchell | NFK | 7 | 39 | 40 | 51 | 28 | 40 | 198 | 50 | 49 | 44 | 34 | 44 | 221 | 45 | 50 | 49 | 45 | 45 | 234 | 51 | 53 | 56 | 51 | 48 | 259 | 912 |
| Jean Gooding | TAH | 1 | 52 | 52 | 57 | 54 | 54 | 269 | 56 | 53 | 53 | 54 | 58 | 274 | 53 | 56 | 57 | 60 | 59 | 285 | 59 | 59 | 58 | 57 | 59 | 292 | 1120 |
| Gilles Andrea | NCL | 5 | 43 | 42 | 40 | 46 | 38 | 209 | 38 | 46 | 42 | 44 | 45 | 215 | 47 | 50 | 50 | 52 | 46 | 245 | 48 | 54 | 56 | 52 | 54 | 264 | 933 |
| | | | | | | | | | | | | | | | | | | | | | | | | | | | |
| Dick Elder | FIJI | 5 | 41 | 42 | 45 | 42 | 36 | 206 | 41 | 50 | 49 | 47 | 48 | 235 | 46 | 45 | 51 | 49 | 46 | 237 | 53 | 46 | 52 | 48 | 52 | 251 | 929 |
| Didier Gras | TAH | 1 | 51 | 43 | 52 | 48 | 48 | 242 | 54 | 56 | 56 | 46 | 53 | 265 | 53 | 55 | 51 | 52 | 54 | 265 | 53 | 58 | 55 | 55 | 53 | 274 | 1046 |
| Bruno Lau | NCL | 4 | 43 | 50 | 48 | 40 | 40 | 221 | 43 | 44 | 48 | 43 | 45 | 223 | 40 | 44 | 49 | 51 | 52 | 236 | 50 | 53 | 54 | 54 | 51 | 262 | 942 |
| Viliami Sanft | TON | 9 | 25 | 35 | 22 | 33 | 30 | 145 | 26 | 36 | 29 | 22 | 34 | 147 | 34 | 35 | 46 | 37 | 44 | 196 | 49 | 53 | 48 | 47 | 45 | 242 | 730 |
| Jerome Hillert | TAH | 2 | 49 | 41 | 51 | 49 | 52 | 242 | 43 | 49 | 50 | 48 | 52 | 242 | 55 | 55 | 51 | 55 | 46 | 262 | 53 | 52 | 52 | 55 | 59 | 271 | 1017 |
| G. Habault | NCL | 8 | 34 | 32 | 33 | 39 | 42 | 180 | 21 | 25 | 33 | 29 | 37 | 145 | 42 | 48 | 44 | 45 | 38 | 217 | 46 | 43 | 46 | 53 | 45 | 233 | 775 |
| Sifa Taumoepeau | TON | 3 | 48 | 41 | 45 | 43 | 37 | 214 | 43 | 47 | 52 | 42 | 51 | 235 | 53 | 54 | 53 | 53 | 51 | 264 | 53 | 53 | 57 | 55 | 57 | 275 | 988 |
| Vamarasi Sosefo | FIJI | 7 | 21 | 24 | 36 | 35 | 39 | 155 | 43 | 38 | 46 | 40 | 36 | 203 | 30 | 44 | 37 | 40 | 44 | 195 | 49 | 53 | 46 | 53 | 52 | 253 | 806 |
| Iteni Helu | TON | 10 | 36 | 29 | 33 | 22 | 37 | 157 | 34 | 23 | 34 | 25 | 30 | 146 | 38 | 43 | 37 | 42 | 43 | 203 | 37 | 42 | 46 | 46 | 40 | 211 | 717 |
| Kuresa Tupua | ASM | 6 | 30 | 35 | 49 | 49 | 47 | 210 | 40 | 41 | 43 | 46 | 47 | 217 | 40 | 45 | 45 | 45 | 48 | 223 | 49 | 54 | 54 | 50 | 52 | 259 | 909 |

6th Mini South Pacific Games

# Athletics

# Athletics

## 6th South Pacific Mini Games

The sporting code which gives out the largest amount of medals and also one of the sporting codes which attracts the largest amount of spectators.

Athletics took place during the second week of the 6th South Pacific Mini Games from the 10th – 14th December. The event was held at the Norfolk National Stadium, which is situated next to the Norfolk Central School.

Countries participating in the Athletics were:

**Cook Islands**
**Federal States of Micronesia**
**Fiji**
**Guam**
**Kiribati**
**Nauru**
**New Caledonia**
**Niue**
**Norfolk**
**Northern Mariana's**
**Palau**
**Papua New Guinea**
**Samoa**
**Solomon Islands**
**Tahiti**
**Tonga**
**Vanuatu**
**Wallis & Futuna**

The competition started with the 20k walk for both men and women's through downtown Norfolk Island. But as an event that seems not to be so popular, so only two participants in each category. At the end of the race, which was about 2 hours after the start, two athletes were remaining. In the men's Pradeep Chand of Fiji won it in a time of 2:08.05 sec. However in the women's events Angela Keogh of Norfolk Island walk proudly past the finishing line, that wasn't the only honour she would receive, she would also receive the honour as being the first Norfolk Island athlete in the 6th South Pacific Mini Games to win a gold medal for her country.

The athletics meet saw the old and the new participate and take honours on behalf of their countries at being the best within the South Pacific. There were a few surprises during the games when new games records were made, national records were broken and personal goals were achieved.

Vaite Bounhoure of Tahiti may have lapped Siaroka Kaiea of Kiribati in the 5000m, but Siaroka completed the course in 24:57.70 sec. She was honoured for completing the course, also with the knowledge that she had set a new 5000m National Record. So participating and completing the course of the event had achieved the spirit of true sportsmanship.

Like the Olympic Games we saw the fastest men and women during these games, and at the 6th South Pacific Mini Games we saw Peter Pulu of PNG take the honour of being the fastest man within the South Pacific. Peter clocked a time of 10.67 seconds, which was 0.23, seconds faster than second placing. The women's 100m final saw Makelesi Bulikiobo of Fiji take the honour of being the fastest woman in the South Pacific clocking a time of 12.26 seconds.

Off the track and onto the field events, mainly in the throwing events where our power throwers from within the Pacific region participated. James Goulding of Fiji won the men's Javelin with a throw of 71.90m. James was short of the games record, which was set by himself in 1997 in American Samoa during the 5th South Pacific Mini Games. Bertrand Vili of New Caledonia also took part in the Javelin and was placed second with a throw of 63.78m. Bertrand went on to win gold in the Shot Put and set a new games record of 16.81m, breaking the old one by 0.20m. After winning the Shot Put, Bertrand participated in the Discus and again won another gold medal for his country with a throw of 49.41m, only 1 centimetre of the games record.

Daniel Kilama (NCL) Men's Shot Put

The women athletes were also recognised for their achievements during the competition. Veronique Boyer of Tahiti won for her country 4 gold medals in individual events. She also set new games records in the High Jump of 1.80m and Triple Jump of 12.50m.



Men's 5000m

Congratulations to the Norfolk Athletics Association for organising and hosting a great 6th South Pacific Mini Games Athletics Competition. Also a special thank you to Oceania Athletics (OAAA), the Technical Officials also to the young students who assisted in the flag raising, equipments and other areas during the games.

**OAAA AWARDS**

Two awards were presented during the games for Outstanding Contribution to athletics within the region, these awards were given to Brendon Telfer of Radio Australia, and Warren Hastings of NZ. Congratulations and a job well done.

**Overall Medals - Athletics**

| Team | Gold | Silver | Bronze | Total |
|---|---|---|---|---|
| American Samoa | | | | |
| Cook Islands | | | 2 | 2 |
| Micronesia | | | | |
| Fiji | 15 | 5 | 9 | 29 |
| Guam | | | | |
| Kiribati | | | | |
| Marshall Is. | | | | |
| New Caledonia | 8 | 8 | 4 | 20 |
| Nauru | | | | |
| Niue | | | | |
| Northern Marianas | | | | |
| Norfolk Island | 2 | | | 2 |
| Palau | | | | |
| Papua New Guinea | 4 | 12 | 8 | 24 |
| Samoa | 1 | 2 | 4 | 7 |
| Solomon Islands | | 2 | 2 | 4 |
| Tahiti | 10 | 5 | 1 | 16 |
| Tonga | 3 | 2 | 3 | 8 |
| Vanuatu | | 1 | 2 | 3 |
| Wallis Et Futuna | | | | |
| Total | 43 | 37 | 35 | |

As at 2:03 PM on 12/14/01

# ATHLETICS - Medalists

**Women's 100m**

| | | | |
|---|---|---|---|
| 1st | Makelesi Bulikiobo | FIJ | 12.26 |
| 2nd | Mae Koime | PNG | 12.61 |
| 3rd | Della Marava | PNG | 12.62 |

**Men's 400m**

| | | | |
|---|---|---|---|
| 1st | Isireli Naikelekelevesi | FIJ | 49.25 |
| 2nd | Levi Kuamin | PNG | 49.60 |
| 3rd | Mowem boino | PNG | 49.67 |

**Women's 400m**

| | | | |
|---|---|---|---|
| 1st | Makelesi Bulikiobo | FIJ | 58.17 |
| 2nd | Vasiti Vatureba | FIJ | 58.65 |
| 3rd | Mereoni Raluve | FIJ | 59.44 |

**Women's Heptathlon**

| | | | |
|---|---|---|---|
| 1st | Temoemoe Faremiro | TAH | 3899 Points |
| 2nd | Dolores Dogba | TAH | 3547 Points |

**Men's Octathlon**

| | | | |
|---|---|---|---|
| 1st | Iosefo Vuloaloa | FIJ | 5218 Points |
| 2nd | Hendrey Ah-Tchoy | TAH | 4771 Points |
| 3rd | Gabrieli Qoro | FIJ | 4420 Points |

**Men's 1500m**

| | | | |
|---|---|---|---|
| 1st | Isireli Naikelekelevesi | FIJ | 4:10.29 |
| 2nd | Setefano Mika | SAM | 4:10.30 |
| 3rd | Loresh Kumaran | FIJ | 4:10.94 |

**Women's 800m**

| | | | |
|---|---|---|---|
| 1st | Sisilia Dauniwe | FIJ | 2:25.68 |
| 2nd | Makelesi Ovatani | FIJ | 2:26.51 |
| 3rd | Miriam Goiye | PNG | 2:28.21 |

# ATHLETICS - Medalists

| Event | | Country | |
|---|---|---|---|
| **Women's 20k Walk** | | | |
| 1st | Angela Keogh | NFK | 2:12.22 |
| **Men's 20k Walk** | | | |
| 1st | Pradeep Chand | FIJ | 2:08.05 |
| **Women's 10,000m** | | | |
| 1st | Vaite Bounhoure | TAH | 40:00.08 |
| 2nd | Salome Tabuatalei | FIJ | 41:26.70 |
| **Men's 10,000m** | | | |
| 1st | Geogres Richmond | TAH | 33:17.66 |
| 2nd | Sandy jimmy Sam | VAN | 33:19.04 |
| 3rd | Bimlesh Kumar | FIJ | 33:19.14 |
| **Women's High Jump** | | | |
| 1st | Veroniique Boyer | TAH | 1.80m |
| Record | | | |
| 2nd | Angela Way | PNG | 1.58m |
| 3rd | Melesia Mafileo | TGA | 1.58m |
| **Men's Javelin** | | | |
| 1st | James Goulding | FIJ | 71.90m |
| 2nd | Bertrand Vili | NCL | 63.78m |
| 3rd | Iosefo Vuloaloa | FIJ | 59.00m |
| **Women's Javelin** | | | |
| 1st | Bina Ramesh | NCL | 53.42 |
| Record | | | |
| 2nd | Rose Mary Poilagi | NCL | 42.33m |
| 3rd | Rose Marie Vakie | NCL | 41.30m |
| **Men's 100m** | | | |
| 1st | Peter Pulu | PNG | 10.67 |
| 2nd | Reuben Apuri | SOL | 10.90 |
| 3rd | Mohd Roache | SAM | 10.91 |

# ATHLETICS - Medalists

**Men's 800m**

| | | | |
|---|---|---|---|
| 1st | Isireli Naikelekelevesi | FIJ | 1:55.62 |
| 2nd | Loresh Kumaran | FIJ | 1:56.89 |
| 3rd | Stefano Mika | SAM | 1:57.62 |

**Women's 5000m**

| | | | |
|---|---|---|---|
| 1st | Vaite Bounhoure | TAH | 19:09.95 |
| 2nd | Salome Tabuatlei | FIJ | 20:02.41 |
| 3rd | Serena Francis | COK | 20:57.39 |

**Men's 5000m**

| | | | |
|---|---|---|---|
| 1st | Georges Richmond | TAH | 15:51.41 |
| 2nd | Sapolai Yao | PNG | 15:54.71 |
| 3rd | Jimmy Sandy Sam | VAN | 15:59.38 |

**Women's Discus**

| | | | |
|---|---|---|---|
| 1st | Melehifo Uhi | TGA | 48.22m |
| 2nd | Malia C. Fakate | NCL | 43.45m |
| 3rd | Anna Po'uhila | TGA | 42.28m |

**Men's Shot Put**

| | | | |
|---|---|---|---|
| 1st | Bertrand Vili | NCL | 16.81m NR |
| 2nd | Daniel Kilama | NCL | 15.44m |
| 3rd | Sose Fo Fonorio | FIJ | 14.99m |

**Men's Triple Jump**

| | | | |
|---|---|---|---|
| 1st | Frederic Erin | NCL | 15.24m |
| 2nd | Apolosi Foliaki | TAH | 14.20m |
| 3rd | Sandy katusele | PNG | 14.06m |

**Men's 400m Hurdles**

| | | | |
|---|---|---|---|
| 1st | Mowen Boino | PNG | 53.66 |
| 2nd | Turo Bourgery | TAH | 54.67 |
| 3rd | Meli Cama | FIJ | 55.14 |

# ATHLETICS - Medalists

**Women's 400m Hurdles**

| | | | |
|---|---|---|---|
| 1st | Vikotolia Manamu'a | TGA | 1:14.31 |
| 2nd | Ledua Baker | FIJ | 1:19.18 |

**Women's Long Jump**

| | | | |
|---|---|---|---|
| 1st | Veronique Boyer | TAH | 5.55m |
| 2nd | Jessica Taoupoulou | NCL | 5.18m |
| 3rd | Angela Way | PNG | 5.15m |

**Women's 200m**

| | | | |
|---|---|---|---|
| 1st | Makelesi Bulikiobo | FIJ | 25.29 |
| 2nd | Vasiti Vatureba | FIJ | 26.00 |
| 3rd | Mereoni Raluve | FIJ | 26.18 |

**Men's 200m**

| | | | |
|---|---|---|---|
| 1st | Peter Pulu | PNG | 22.22 |
| 2nd | Joseph Kembu | PNG | 22.40 |
| 3rd | Henry Ben | PNG | 22.51 |

**Women's Hammer Throw**

| | | | |
|---|---|---|---|
| 1st | Amelia Tui | NCL | 48.06m |
| 2nd | Patricia Kolivai | NCL | 42.86m |
| 3rd | Siniva Marsters | COK | 42.56m |

**Men's Discus Throw**

| | | | |
|---|---|---|---|
| 1st | Bertrand Vili | NCL | 49.41m |
| 2nd | Gillies Valdenarie | TAH | 43.86m |
| 3rd | Motekiai Ta'ufa | TGA | 43.43m |

**Men's Long Jump**

| | | | |
|---|---|---|---|
| 1st | Frederic Erin | NCL | 7.16m |
| 2nd | Sandy Katusele | PNG | 6.51m |
| 3rd | Apolosi Foliaki | TAH | 6.45m |

**Men's 3000m Steeplechase**

| | | | |
|---|---|---|---|
| 1st | Chanel Humuni | NCL | 9:59.02 |
| 2nd | Henry Foufaka | SOL | 10:00.28 |
| 3rd | Esala Talebula | FIJ | 10:06.29 |

# ATHLETICS - Medallists

**Men's 110m Hurdles**

| | | | |
|---|---|---|---|
| 1st | Avele Tanielu | SAM | 15.21 |
| 2nd | Mowen Boino | PNG | 15.65 |
| 3rd | Fagamanu Sofia | SAM | 16.44 |

**Women's 100m Hurdles**

| | | | |
|---|---|---|---|
| 1st | Veronique Boyer | TAH | 15.14 |
| 2nd | Rose Marie Vakie | NCL | 15.74 |
| 3rd | Vikatolia Manamu'a | TGA | 18.25 |

**Women's Triple Jump**

| | | | |
|---|---|---|---|
| 1st | Veronique Boyer | TAH | 12.50m NR |
| 2nd | Melesia Mafileo | TGA | 11.64m |
| 3rd | Angela Way | PNG | 11.45m |

**Women's 1500m**

| | | | |
|---|---|---|---|
| 1st | Makelesi Ovatani | FIJ | 5:04.26 |
| 2nd | Vaite Bounhoure | TAH | 5:04.34 |
| 3rd | Miriam Goiye | PNG | 5:09.27 |

**Men's Half Marathon**

| | | | |
|---|---|---|---|
| 1st | Georges Richmond | TAH | 1:14.03 |
| 2nd | David Karnie | PNG | 1:15.09 |
| 3rd | Chris Votu | SOL | 1:15.16 |

**Women's Half Marathon**

| | | | |
|---|---|---|---|
| 1st | Salome Tabuatalei | FIJ | 1:36.39 |
| 2nd | Erika Ellis | NCL | 1:36.58 |
| 3rd | | | |

**Men's Hammer Throw**

| | | | |
|---|---|---|---|
| 1st | Brent Jones | NFK | 53.91m |
| 2nd | Alikisu Foliate | NCL | 48.46m |
| 3rd | Jerome Tuungahala | NCL | 44.26m |

# ATHLETICS - Medallists

**Men's High Jump**

| | | | |
|---|---|---|---|
| 1st | Stephane Goubairate | NCL | 2.00m |
| 2nd | Sandy Katusele | PNG | 1.90m |
| 3rd | Benneti Schwalger | SAM | 1.90m |

**Women's Shot Put**

| | | | |
|---|---|---|---|
| 1st | 'Ana Pouhi'la | TGA | 15.13m NGR |
| 2nd | Melehifo Uhi | TGA | 13.46m |
| 3rd | Bina Ramesh | NCL | 12.84m |

**Men's 4 x 100m Relay**

| | | | |
|---|---|---|---|
| 1st | Papua New Guinea | PNG | 42.69 |
| 2nd | Samoa | SAM | 42.18 |
| 3rd | Solomon Islands | SOL | 42.41 |

**Women's 4 x 100m Relay**

| | | | |
|---|---|---|---|
| 1st | Fiji | FIJ | 47.84 |
| 2nd | PNG | PNG | 49.74 |
| 3rd | NCL | NCL | 50.14 |

**Women's 4 x 400m Relay**

| | | | |
|---|---|---|---|
| 1st | Fiji | FIJ | 3:49.24 |
| 2nd | PNG | FIJ | 4:07.15 |
| 3rd | Tahiti | TAH | 4:11.19 |

**Men's 4 x 400m Relay**

| | | | |
|---|---|---|---|
| 1st | Fiji | FIJ | 3.17.99 |
| 2nd | PNG | PNG | 3.18.98 |
| 3rd | Vanuatu | VAN | 3.22.37 |

**South Pacific Mini Games 2001 - 10/12/01 to 14/12/01**
**Norfolk Island**
**Results - Monday am**

**Event 24 Men 20k Race Walk**

**Meet: 1:49.23 R 1997 Dip CHAND**

| | Name | Age | Team | Finals |
|---|---|---|---|---|
| 1 | 1-1 Chand, Pradeep | | FIJ | 2:08.05 |
| --- | 1- Kumar, Bimlesh | | FIJ | DQ |

**Event 23 Women 20k Race Walk**

| | Name | Age | Team | Finals |
|---|---|---|---|---|
| 1 | 1-1 Keogh, Angela | | NFI | 2:12.22 |
| --- | 1- Donaldson, Jenny | | NFI | DQ |

**South Pacific Mini Games 2001 - 10/12/01 to 14/12/01**
**Norfolk Island**
**Results - Monday pm**

### Event 46 Octathlon: #1 Men 100 Metre Run Octathlon

| | Name | Age | Team | Finals |
|---|---|---|---|---|
| 1 | 1-1 Vuloaloa, Iosefo | | FIJ | 11.53 |
| 2 | 1-2 Qoro, Gabrieli | | FIJ | 12.08 |
| 3 | 1-3 Ah-Tchoy, Hendrey | | TAH | 12.22 |
| 4 | 1-4 Agussan, Olivier | | TAH | 12.43 |
| 5 | 1-5 Harper, J-Bernard | | NCL | 12.45 |

### Event 1 Women 100 Metre Run

Meet: 12.17 R 1985 Brigitte HARDEL

| | Name | Age | Team | Prelims |
|---|---|---|---|---|
| **Preliminaries** | | | | |
| 2 | 1-1 Haluatr, Marie | | NCL | 12.86Q |
| 3 | 1-2 Koime, Mae | | PNG | 12.97Q |
| 5 | 1-3 Ogisi, Nessie | | PNG | 13.36Q |
| 7 | 1-4 Dowara, Serah | | VAN | 13.45q |
| 9 | 1-5 Harris, Jolin | | NRU | 14.37 |
| 11 | 1-6 Becker, Marion | | NCL | 14.47 |
| 13 | 1-7 Kemp, Jayleigh | | NFI | 14.96 |
| 1 | 2-1 Bulikiobo, Makelesi | | FIJ | 12.82Q |
| 4 | 2-2 Marava, Della | | PNG | 13.02Q |
| 6 | 2-3 Taoupoulou, Jessica | | NCL | 13.67Q |
| 8 | 2-4 Prokop, Samantha | | TAH | 13.85q |
| 10 | 2-5 Togiatolu, Tessa | | NIU | 14.41 |
| 12 | 2-6 Kemp, Melissa | | NFI | 14.86 |
| 14 | 2-7 Schutz, Mary | | KIR | 15.00 |
| 15 | 2-8 McCoy, Jodie | | NFI | 15.27 |

### Event 2 Men 100 Metre Run

Meet: 10.52 R 1997 Jone DELAI

| | Name | Age | Team | Prelims |
|---|---|---|---|---|
| **Preliminaries** | | | | |
| 2 | 1-1 Pulu, Peter | | PNG | 11.16Q |
| 5 | 1-2 Apuri, Reuben | | SOL | 11.17Q |
| 10 | 1-3 Mariello, Frank | | NCL | 11.53Q |
| 15 | 1-4 Bourgery, Turo | | TAH | 11.62 |
| 16 | 1-5 Leona, Afele | | NIU | 11.66 |
| 17 | 1-6 Adolf, Christopher | | PLW | 11.67 |
| 31 | 1-7 Katimiri, Karibataake | | KIR | 12.57 |
| 4 | 2-1 Erin, Frederic | | NCL | 11.67Q |
| 8 | 2-2 Tupuola, Patolomeo | | SAM | 11.73Q |
| 12 | 2-3 Manioru, Francis | | SOL | 11.75Q |
| 21 | 2-4 Koroi, Sailasa | | FIJ | 11.77 |
| 22 | 2-5 Olegeriil, Kelly | | PLW | 11.80 |
| 24 | 2-6 Harmon, Harmon | | COK | 11.88 |
| 28 | 2-7 Capelle, JJ | | NRU | 12.26 |
| 30 | 2-8 Mogey, Blair | | NFI | 12.51 |
| 1 | 3-1 Ben, Henry | | PNG | 11.13Q |
| 6 | 3-2 Molisingi, Jansen | | VAN | 11.25Q |
| 9 | 3-3 Roache, Mohd | | SAM | 11.42Q |
| 17 | 3-4 Howard, John | | FSM | 11.67 |
| 19 | 3-5 Menzies, Dylan | | NFI | 11.69 |
| 20 | 3-6 Paea, Billy | | NIU | 11.71 |
| 26 | 3-7 Lai, Christrophe | | TAH | 11.99 |
| 29 | 3-8 Christian, Wade | | NFI | 12.28 |
| 3 | 4-1 Kembu, Joseph | | PNG | 11.30Q |
| 7 | 4-2 Konai, Andrew | | SOL | 11.53Q |
| 11 | 4-3 McDermott, Brendan | | SAM | 11.55Q |
| 13 | 4-4 Howard, Jack | | FSM | 11.57 |
| 14 | 4-5 Tabaka, Kaliova | | FIJ | 11.60 |
| 23 | 4-6 Garcia, Phiiam | | GUM | 11.86 |
| 25 | 4-7 Elia, Franck | | NCL | 11.91 |
| 27 | 4-8 Stephen, Odae | | NRU | 12.09 |

### Event 46 Octathlon: #2 Men Long Jump Octathlon

| | Name | Age | Team | Finals | |
|---|---|---|---|---|---|
| 1 | 1-1 Qoro, Gabrieli | | FIJ | 6.61m | 723 |
| 2 | 1-2 Agussan, Olivier | | TAH | 6.08m | 604 |
| 2 | 1-2 Vuloaloa, Iosefo | | FIJ | 6.08m | 604 |
| 4 | 1-4 Ah-Tchoy, Hendrey | | TAH | 6.03m | 593 |
| 5 | 1-5 Harper, J-Bernard | | NCL | 5.77m | 537 |

### Event 45 Heptathlon: #1 Women 100 Metre Hurdles

| | Name | Age | Team | Finals | |
|---|---|---|---|---|---|
| 1 | 1-1 Faremiro, Temoemoe | | TAH | 16.72 | 628 |
| 2 | 1-2 Dogba, Dolores | | TAH | 17.68 | 522 |

### Event 45 Heptathlon: #2 Women High Jump Heptathlon

| | Name | Age | Team | Finals | |
|---|---|---|---|---|---|
| 1 | 1-1 Faremiro, Temoemoe | | TAH | 1.52m | 644 |
| 2 | 1-2 Dogba, Dolores | | TAH | 1.43m | 544 |

### Event 46 Octathlon: #3 Men Shot Put Octathlon

| | Name | Age | Team | Finals | |
|---|---|---|---|---|---|
| 1 | 1-1 Vuloaloa, Iosefo | | FIJ | 12.81m | 656 |
| 2 | 1-2 Qoro, Gabrieli | | FIJ | 11.63m | 584 |
| 3 | 1-3 Agussan, Olivier | | TAH | 10.92m | 541 |
| 4 | 1-4 Ah-Tchoy, Hendrey | | TAH | 10.28m | 502 |
| 5 | 1-5 Harper, J-Bernard | | NCL | 10.05m | 489 |

### Event 45 Heptathlon: #3 Women Shot Put Heptathlon

| | Name | Age | Team | Finals | |
|---|---|---|---|---|---|
| 1 | 1-1 Faremiro, Temoemoe | | TAH | 9.26m | 481 |
| 2 | 1-2 Dogba, Dolores | | TAH | 8.98m | 463 |

### Event 25 Women High Jump

Meet: 1.74m R 1997 Angela WAY

| | Name | Age | Team | Finals |
|---|---|---|---|---|
| 1 | 1-1 Boyer, Veronique | | TAH | 1.80mR |
| 2 | 1-2 Way, Angela | | PNG | 1.58m |
| 2 | 1-2 Mafileo, Melesia | | TGA | 1.58m |
| 4 | 1-4 Faremiro, Temoemoe | | TAH | 1.55m |
| 5 | 1-5 Subris, Carissa | | PLW | 1.45m |
| 5 | 1-5 Chonsui, Vaimiti | | TAH | 1.45m |
| 7 | 1-7 Fletcher, Jedda | | NFI | 1.40m |

### Event 6 Men 400 Metre Run

Meet: 46.42 R 1997 Soloveni Koroi

| | Name | Age | Team | Prelims |
|---|---|---|---|---|
| **Preliminaries** | | | | |
| 1 | 1-1 Kuamin, Levi | | PNG | 49.54Q |
| 3 | 1-2 Naikelekelevesi, Isireli | | FIJ | 50.27Q |
| 5 | 1-3 Thomas, David | | VAN | 50.50Q |

**South Pacific Mini Games 2001 - 10/12/01 to 14/12/01**
**Norfolk Island**
**Results - Monday pm**

**Preliminaries ... (Event 6 Men 400 Metre Run)**

| | Name | Age | Team | Prelims |
|---|---|---|---|---|
| 7 | 1-4 Molisingi, Alone Tahi | | VAN | 51.28q |
| 8 | 1-5 Roman, Russell Ward | | PLW | 51.60q |
| 11 | 1-6 Bouillant, Dominique | | NCL | 53.04 |
| 13 | 1-7 Kumitau, Lupo | | NIU | 58.15 |
| --- | 1- Thoma, Alkali | | NRU | NT |
| 2 | 2-1 Boino, Mowem | | PNG | 50.41Q |
| 4 | 2-2 Namara, Remesio | | FIJ | 50.72Q |
| 6 | 2-3 Moses, Kamut | | VAN | 50.81Q |
| 9 | 2-4 Kabitana, Nelson | | SOL | 52.70 |
| 10 | 2-5 Redchor, Conrad | | PLW | 52.89 |
| 12 | 2-6 Rudolph, Donis | | FSM | 54.18 |

**Event 46 Octathlon: #5 Men 400 Metre Run Octathlon**

| | Name | Age | Team | Finals |
|---|---|---|---|---|
| 1 | 1-1 Vuloaloa, Iosefo | | FIJ | 53.15 |
| 2 | 1-2 Ah-Tchoy, Hendrey | | TAH | 53.53 |
| 3 | 1-3 Harper, J-Bernard | | NCL | 57.40 |
| 4 | 1-4 Qoro, Gabrieli | | FIJ | 1:00.08 |
| --- | 1- Agussan, Olivier | | TAH | DNF |

**Event 45 Heptathlon: #4 Women 200 Metre Run Heptathlon**

| | Name | Age | Team | Finals |
|---|---|---|---|---|
| 1 | 1-1 Dogba, Dolores | | TAH | 28.15 |
| 2 | 1-2 Faremiro, Temoemoe | | TAH | 28.55 |

**Event 10 Men 1500 Metre Run**

**Meet: 3:56.07 R 1997 Isireli NAIKELEKELEVESI**

| | Name | Age | Team | Finals |
|---|---|---|---|---|
| 1 | 1-1 Naikelekelevesi, Isireli | | FIJ | 4:10.29 |
| 2 | 1-2 Mika, Setefano | | SAM | 4:10.30 |
| 3 | 1-3 Kumaran, Loresh | | FIJ | 4:10.94 |
| 4 | 1-4 Yao, Sapolai | | PNG | 4:12.38 |
| 5 | 1-5 Enkae, Peter | | VAN | 4:12.53 |
| 6 | 1-6 Sena, Sebastine | | PNG | 4:19.41 |
| 7 | 1-7 Talebula, Esala | | FIJ | 4:23.50 |
| 8 | 1-8 Laban, Medley | | PNG | 4:25.26 |
| 9 | 1-9 Hnaujie, Remy | | NCL | 4:25.59 |
| 10 | 1-10 Canaldo, Gregory | | NCL | 4:28.77 |
| 11 | 1-11 Solomon, Gerard | | VAN | 4:35.88 |
| 12 | 1-12 Singichi, Anthony | | PLW | 5:14.65 |
| --- | 1- Tuigamala, Faatafe | | SAM | DQ |

**Event 38 Men Javelin Throw**

**Meet: 73.58m R 1997 James GOULDING**

| | Name | Age | Team | Finals |
|---|---|---|---|---|
| 1 | 1-1 Goulding, James | | FIJ | 71.90m |
| 2 | 1-2 Vili, Bertrand | | NCL | 63.78m |
| 3 | 1-3 Vuloaloa, Iosefo | | FIJ | 59.00m |
| 4 | 1-4 Iyar, Jersey | | PLW | 53.49m |
| 5 | 1-5 Dowling, Michael | | NFI | 50.51m |

**Event 47 Men 100 Metre Run**

| | Name | Age | Team | Prelims |
|---|---|---|---|---|
| **Preliminaries** | | | | |
| 1 | 1-1 Pulu, Peter | | PNG | 10.74Q |
| 3 | 1-2 Roache, Mohd | | SAM | 11.04Q |
| 5 | 1-3 Molisingi, Jansen | | VAN | 11.12Q |
| 7 | 1-4 Ben, Henry | | PNG | 11.20q |
| 8 | 1-5 Mariello, Frank | | NCL | 11.21q |
| 11 | 1-6 Konai, Andrew | | SOL | 11.35 |
| 13 | 1-7 Tabaka, Kaliova | | FIJ | 11.42 |
| --- | 1- McDermott, Brendan | | SAM | DNF |
| 2 | 2-1 Apuri, Reuben | | SOL | 11.01Q |
| 4 | 2-2 Kembu, Joseph | | PNG | 11.13Q |
| 6 | 2-3 Erin, Frederic | | NCL | 11.18Q |
| 9 | 2-4 Howard, Jack | | FSM | 11.30 |
| 10 | 2-5 Manioru, Francis | | SOL | 11.34 |
| 12 | 2-6 Bourgery, Turo | | TAH | 11.37 |
| 14 | 2-7 Tupuola, Patolomeo | | SAM | 11.43 |
| 15 | 2-8 Leona, Afele | | NIU | 11.50 |

**Event 13 Women 10k Run**

**Meet: 35:35.38 R 1993 Nadia BERNARD-PRASAD**

| | Name | Age | Team | Finals |
|---|---|---|---|---|
| 1 | 1-1 Bounhoure, Vaite | | TAH | 40:00.08 |
| 2 | 1-2 Tabuatalei, Salome | | FIJ | 41:26.70 |

**Event 14 Men 10k Run**

**Meet: 30:30.96 R 1989 Alain LAZARE**

| | Name | Age | Team | Finals |
|---|---|---|---|---|
| 1 | 1-1 Richmond, Georges | | TAH | 33:17.66 |
| 2 | 1-2 Sam, Jimmy Sandy | | VAN | 33:19.04 |
| 3 | 1-3 Kumar, Bimlesh | | FIJ | 33:19.14 |
| 4 | 1-4 Karnie, David | | PNG | 33:44.52 |
| 5 | 1-5 Gobrait, Richard | | TAH | 34:00.09 |
| 6 | 1-6 Votu, Chris | | SOL | 34:34.02 |
| 7 | 1-7 Iopam, Jerry | | VAN | 36:59.84 |
| 8 | 1-8 Butler, Brent | | GUM | 37:32.29 |
| 9 | 1-9 Donaldson, Jamie | | NFI | 39:13.58 |

**South Pacific Mini Games 2001 - 10/12/01 to 14/12/01**
**Norfolk Island**
**Results - Tuesday pm**

### Event 46 Octathlon: #6 Men 110 Metre Hurdles Octathlon

| | Name | Age Team | Finals | |
|---|---|---|---|---|
| 1 | 1-1 Vuloaloa, Iosefo | FIJ | 15.73 | 763 |
| 2 | 1-2 Ah-Tchoy, Hendrey | TAH | 15.99 | 734 |
| 3 | 1-3 Qoro, Gabrieli | FIJ | 16.37 | 692 |
| 4 | 1-4 Harper, J-Bernard | NCL | 17.43 | 580 |

### Event 46 Octathlon: #4 Men High Jump Octathlon

| | Name | Age Team | Finals | |
|---|---|---|---|---|
| 1 | 1-1 Qoro, Gabrieli | FIJ | 1.74m | 577 |
| 2 | 1-2 Ah-Tchoy, Hendrey | TAH | 1.68m | 528 |
| 3 | 1-3 Vuloaloa, Iosefo | FIJ | 1.65m | 504 |
| 3 | 1-3 Harper, J-Bernard | NCL | 1.65m | 504 |

### Event 18 Men 400 Metre Hurdles

Meet: 51.87 R 1997 Jovesa NAIVALU

| | Name | Age Team | Prelims |
|---|---|---|---|
| **Preliminaries** | | | |
| 1 | 1-1 Boino, Mowem | PNG | 56.55Q |
| 3 | 1-2 Betham, Tone | SAM | 57.07q |
| 6 | 1-3 Kenny, Christopher | NFI | 1:24.43 |
| 2 | 2-1 Cama, Meli | FIJ | 57.89Q |
| 4 | 2-2 Bourgery, Turo | TAH | 1:00.96 |
| 5 | 2-3 Bouillant, Dominique | NCL | 1:02.83 |

### Event 45 Heptathlon: #5 Women Long Jump Heptathlon

| | Name | Age Team | Finals | |
|---|---|---|---|---|
| 1 | 1-1 Faremiro, Temoemoe | TAH | 5.20m | 614 |
| 2 | 1-2 Dogba, Dolores | TAH | 4.54m | 438 |

### Event 46 Octathlon: #9 Men Javelin Throw Octathlon

| | Name | Age Team | Finals | |
|---|---|---|---|---|
| 1 | 1-1 Vuloaloa, Iosefo | FIJ | 56.82m | 690 |
| 2 | 1-2 Harper, J-Bernard | NCL | 49.06m | 575 |
| 3 | 1-3 Qoro, Gabrieli | FIJ | 42.37m | 477 |
| 4 | 1-4 Ah-Tchoy, Hendrey | TAH | 40.29m | 446 |

### Event 45 Heptathlon: #6 Women Javelin Throw Heptathlon

| | Name | Age Team | Finals | |
|---|---|---|---|---|
| 1 | 1-1 Dogba, Dolores | TAH | 29.73m | 471 |
| 2 | 1-2 Faremiro, Temoemoe | TAH | 29.09m | 459 |

### Event 1 Women 100 Metre Run

Meet: 12.17 R 1985 Brigitte HARDEL

| | Name | Age Team | Finals |
|---|---|---|---|
| **Finals** | | | |
| 1 | 1-1 Bulikiobo, Makelesi | FIJ | 12.26 |
| 2 | 1-2 Koime, Mae | PNG | 12.61 |
| 3 | 1-3 Marava, Della | PNG | 12.62 |
| 4 | 1-4 Haluatr, Marie | NCL | 12.68 |
| 5 | 1-5 Ogisi, Nessie | PNG | 12.97 |
| 6 | 1-6 Dowara, Serah | VAN | 13.32 |
| 7 | 1-7 Prokop, Samantha | TAH | 13.55 |
| 8 | 1-8 Taoupoulou, Jessica | NCL | 13.61 |

### Event 48 Men 100 Metre Run

| | Name | Age Team | Finals |
|---|---|---|---|
| 1 | 1-1 Pulu, Peter | PNG | 10.67 |
| 2 | 1-2 Apuri, Reuben | SOL | 10.90 |
| 3 | 1-3 Roache, Mohd | SAM | 10.91 |
| 4 | 1-4 Kembu, Joseph | PNG | 10.95 |
| 5 | 1-5 Molisingi, Jansen | VAN | 11.00 |
| 6 | 1-6 Ben, Henry | PNG | 11.11 |
| 7 | 1-7 Erin, Frederic | NCL | 11.18 |
| 8 | 1-8 Howard, Jack | FSM | 11.20 |

### Event 46 Octathlon: #10 Men 1000 Metre Run Octathlon

| | Name | Age Team | Finals | |
|---|---|---|---|---|
| 1 | 1-1 Ah-Tchoy, Hendrey | TAH | 2:56.28 | 701 |
| 2 | 1-2 Vuloaloa, Iosefo | FIJ | 3:08.90 | 580 |
| 3 | 1-3 Harper, J-Bernard | NCL | 3:14.82 | 526 |
| 4 | 1-4 Qoro, Gabrieli | FIJ | 3:40.67 | 322 |

### Event 45 Heptathlon: #7 Women 800 Metre Run Heptathlon

| | Name | Age Team | Finals | |
|---|---|---|---|---|
| 1 | 1-1 Dogba, Dolores | TAH | 2:47.49 | 490 |
| 2 | 1-2 Faremiro, Temoemoe | TAH | 2:47.95 | 485 |

### Event 37 Women Javelin Throw

Meet: 49.80m R 1989 Iammo LAUNA

| | Name | Age Team | Finals |
|---|---|---|---|
| 1 | 1-1 Ramesh, Bina | NCL | 53.42mR |
| 2 | 1-2 Poilagi, Rose May | NCL | 42.33m |
| 3 | 1-3 Vakie, Rose Marie | NCL | 41.30m |
| 4 | 1-4 Po'uhila, Anna | TGA | 38.84m |
| 5 | 1-5 Mafileo, Melesia | TGA | 34.38m |
| 6 | 1-6 Moolang, Scholasmara | FSM | 32.52m |

### Event 8 Men 800 Metre Run

Meet: 1:50.54 R 1997 Isireli NAIKELEKELEVESI

| | Name | Age Team | Prelims |
|---|---|---|---|
| **Preliminaries** | | | |
| 1 | 1-1 Kumaran, Loresh | FIJ | 1:59.13Q |
| 3 | 1-2 Mission, Hubert | PNG | 2:00.46Q |
| 6 | 1-3 Hagamara, Vincent | SOL | 2:02.75Q |
| 7 | 1-4 Thomas, David | VAN | 2:02.99q |
| 10 | 1-5 Bourret, Pierre | TAH | 2:04.76 |
| 11 | 1-6 Betham, Tone | SAM | 2:04.77 |
| 12 | 1-7 Hnaujie, Remy | NCL | 2:07.36 |
| 2 | 2-1 Naikelekelevesi, Isireli | FIJ | 2:00.73Q |
| 4 | 2-2 Sena, Sebastine | PNG | 2:02.51Q |
| 5 | 2-3 Enkae, Peter | VAN | 2:02.61Q |
| 8 | 2-4 Mika, Setefano | SAM | 2:03.53q |
| 9 | 2-5 Solomon, Gerard | VAN | 2:03.80 |
| 13 | 2-6 Roman, Russell Ward | PLW | 2:13.43 |

### Event 5 Women 400 Metre Run

Meet: 54.25 R 1993 Mary-Estelle KAPALU

| | Name | Age Team | Finals |
|---|---|---|---|
| 1 | 1-1 Bulikiobo, Makelesi | FIJ | 58.17 |
| 2 | 1-2 Vatureba, Vasiti | FIJ | 58.65 |
| 3 | 1-3 Raluve, Mereoni | FIJ | 59.44 |

**South Pacific Mini Games 2001 - 10/12/01 to 14/12/01**
**Norfolk Island**
**Results - Tuesday pm**

**(Event 5 Women 400 Metre Run)**

| | Name | Age | Team | Finals |
|---|---|---|---|---|
| 4 | 1-4 Kaupa, Maria | | PNG | 1:02.96 |
| 5 | 1-5 Bailey, Lorraine | | PNG | 1:04.10 |
| 6 | 1-6 Dowara, Serah | | VAN | 1:05.60 |

**Event 6 Men 400 Metre Run**

**Meet: 46.42 R 1997 Soloveni Koroi**

| | Name | Age | Team | Finals |
|---|---|---|---|---|
| **Finals** | | | | |
| 1 | 1-1 Naikelekelevesi, Isireli | | FIJ | 49.25 |
| 2 | 1-2 Kuamin, Levi | | PNG | 49.60 |
| 3 | 1-3 Boino, Mowem | | PNG | 49.67 |
| 4 | 1-4 Moses, Kamut | | VAN | 50.93 |
| 5 | 1-5 Thomas, David | | VAN | 51.08 |
| 6 | 1-6 Namara, Remesio | | FIJ | 51.35 |
| 7 | 1-7 Molisingi, Alone Tahi | | VAN | 53.82 |
| 8 | 1-8 Roman, Russell Ward | | PLW | 53.83 |

**South Pacific Mini Games 2001 - 10/12/01 to 14/12/01**
**Norfolk Island**
**Results - Wednesday pm**

### Event 29 Women Long Jump

Meet: 6.09m R 1985 Brigitte HARDEL

| | Name | Age Team | Finals |
|---|---|---|---|
| 1 | 1-1 Boyer, Veronique | TAH | 5.55m |
| 2 | 1-2 Taoupoulou, Jessica | NCL | 5.18m |
| 3 | 1-3 Way, Angela | PNG | 5.15m |
| 4 | 1-4 Mafileo, Melesia | TGA | 5.02m |
| 5 | 1-5 Chonsui, Vaimiti | TAH | 4.53m |
| 6 | 1-6 Togiatolu, Tessa | NIU | 4.22m |
| --- | 1- Haluatr, Marie | NCL | ND |

### Event 17 Women 400 Metre Hurdles

Meet: 59.96 R 1989 Katia SANFORD

| | Name | Age Team | Finals |
|---|---|---|---|
| 1 | 1-1 Manamu'a, Vikatolia | TGA | 1:14.31 |
| 2 | 1-2 Baker, Ledua | FIJ | 1:19.18 |

### Event 40 Men Shot Put

Meet: 16.67m R 1993 Jean-Pierre TOTELE

| | Name | Age Team | Finals |
|---|---|---|---|
| 1 | 1-1 Vili, Bertrand | NCL | 16.81mR |
| 2 | 1-2 Kilama, Daniel | NCL | 15.44m |
| 3 | 1-3 Fonorito, Sose Fo | FIJ | 14.99m |
| 4 | 1-4 Fakate, Alikisio | NCL | 14.62m |
| 5 | 1-5 Valdenaire, Gilles | TAH | 14.20m |
| 6 | 1-6 Taumaa, Heifara | TAH | 13.30m |
| 7 | 1-7 Ta'ufa, Motekiai | TGA | 13.13m |
| 8 | 1-8 Rite, Mickael | VAN | 13.06m |
| 9 | 1-9 Delamar, Rene | GUM | 12.32m |
| 10 | 1-10 Iyar, Jersey | PLW | 12.03m |
| 11 | 1-11 Romatoa, Tiim | KIR | 11.90m |
| 12 | 1-12 Jones, Gerard | NRU | 11.24m |

### Event 49 Men 400 Metre Hurdles

| | Name | Age Team | Finals |
|---|---|---|---|
| 1 | 1-1 Boino, Mowem | PNG | 53.66 |
| 2 | 1-2 Bourgery, Turo | TAH | 54.67 |
| 3 | 1-3 Cama, Meli | FIJ | 55.15 |
| 4 | 1-4 Betham, Tone | SAM | 55.22 |
| 5 | 1-5 Bouillant, Dominique | NCL | 59.02 |

### Event 32 Men Triple Jump

Meet: 15.81m R 1993 Michel LOUISON

| | Name | Age Team | Finals |
|---|---|---|---|
| 1 | 1-1 Erin, Frederic | NCL | 15.24m |
| 2 | 1-2 Foliaki, Apolosi | TAH | 14.20m |
| 3 | 1-3 Katusele, Sandy | PNG | 14.06m |
| 4 | 1-4 Sofai, Fagamanu | SAM | 13.92m |
| 5 | 1-5 Harmon, Harmon | COK | 13.45m |
| 6 | 1-6 Afou, Christian | TAH | 12.95m |
| 7 | 1-7 Lai, Christrophe | TAH | 12.90m |
| 8 | 1-8 Reiher, Michael | KIR | 12.11m |
| 9 | 1-9 Faleuka, Matt | NIU | 11.75m |

### Event 7 Women 800 Metre Run

Meet: 2:13.55 R 1993 Nadia BERNARD-PRASAD

| | Name | Age Team | Finals |
|---|---|---|---|
| 1 | 1-1 Dauniwe, Sisilia | FIJ | 2:25.68 |
| 2 | 1-2 Ovatani, Makelesi | FIJ | 2:26.51 |
| 3 | 1-3 Goiye, Miriam | PNG | 2:28.21 |
| 4 | 1-4 Akibwib, Shanti | NRU | 3:10.35 |

### Event 8 Men 800 Metre Run

Meet: 1:50.54 R 1997 Isireli NAIKELEKELEVESI

| | Name | Age Team | Finals |
|---|---|---|---|
| **Finals** | | | |
| 1 | 1-1 Naikelekelevesi, Isireli | FIJ | 1:55.62 |
| 2 | 1-2 Kumaran, Loresh | FIJ | 1:56.89 |
| 3 | 1-3 Mika, Setefano | SAM | 1:57.62 |
| 4 | 1-4 Hagamara, Vincent | SOL | 1:57.63 |
| 5 | 1-5 Mission, Hubert | PNG | 1:59.62 |
| 6 | 1-6 Enkae, Peter | VAN | 2:00.15 |
| 7 | 1-7 Sena, Sebastine | PNG | 2:00.97 |
| 8 | 1-8 Thomas, David | VAN | 2:06.57 |

### Event 33 Women Discus Throw

Meet: 50.96m R 1989 Marie-Christine FAKATE

| | Name | Age Team | Finals |
|---|---|---|---|
| 1 | 1-1 Uhi, Melehifo | TGA | 48.22m |
| 2 | 1-2 Fakate, Malia C | NCL | 43.45m |
| 3 | 1-3 Po'uhila, Anna | TGA | 42.28m |
| 4 | 1-4 Tapoki, Tereapii | COK | 40.82m |
| 5 | 1-5 Marsters, Siniva | COK | 38.59m |
| 6 | 1-6 Polelei, Glenda | NCL | 37.54m |
| 7 | 1-7 Tui, Amelia | NCL | 33.13m |
| 8 | 1-8 Moolang, Scholasmara | FSM | 31.59m |

### Event 3 Women 200 Metre Run

Meet: 24.49 R 1993 Vaciseva TAVAGA

| | Name | Age Team | Prelims |
|---|---|---|---|
| **Preliminaries** | | | |
| 2 | 1-1 Raluve, Mereoni | FIJ | 26.55Q |
| 3 | 1-2 Bulikiobo, Makelesi | FIJ | 26.71Q |
| 6 | 1-3 Leca, Karlenn | NCL | 28.17Q |
| 8 | 1-4 Bureng, Lynette | PNG | 28.57q |
| 9 | 1-5 Prokop, Samantha | TAH | 29.07 |
| 14 | 1-6 Kemp, Jayleigh | NFI | 30.88 |
| 1 | 2-1 Vatureba, Vasiti | FIJ | 26.37Q |
| 4 | 2-2 Marava, Della | PNG | 26.79Q |
| 5 | 2-3 Koime, Mae | PNG | 26.96Q |
| 7 | 2-4 Dowara, Serah | VAN | 27.70q |
| 10 | 2-5 Fletcher, Jedda | NFI | 29.95 |
| 11 | 2-6 Harris, Jolin | NRU | 30.02 |
| 12 | 2-7 Kemp, Melissa | NFI | 30.31 |
| 13 | 2-8 Schutz, Mary | KIR | 30.49 |

**South Pacific Mini Games 2001 - 10/12/01 to 14/12/01**
**Norfolk Island**
**Results - Wednesday pm**

## Event 4 Men 200 Metre Run

Meet: 21.36 R 1997 Soloveni Koroi

| | Name | Age | Team | Prelims |
|---|---|---|---|---|
| **Preliminaries** | | | | |
| 3 | 1-1 Ben, Henry | | PNG | 22.89Q |
| 6 | 1-2 Roache, Mohd | | SAM | 23.11Q |
| 11 | 1-3 Namara, Remesio | | FIJ | 23.31 |
| 12 | 1-4 Howard, John | | FSM | 23.34 |
| 13 | 1-5 Leona, Afele | | NIU | 23.40 |
| 18 | 1-6 Mariello, Frank | | NCL | 23.84 |
| 19 | 1-7 Menzies, Dylan | | NFI | 24.09 |
| 2 | 2-1 Kembu, Joseph | | PNG | 22.70Q |
| 5 | 2-2 Erin, Frederic | | NCL | 23.01Q |
| 8 | 2-3 Koroi, Sailasa | | FIJ | 23.11q |
| 10 | 2-4 Howard, Jack | | FSM | 23.23 |
| 15 | 2-5 Adolf, Christopher | | PLW | 23.58 |
| 16 | 2-6 Redchor, Conrad | | PLW | 23.61 |
| 21 | 2-7 Menke, Richard | | NRU | 25.14 |
| 1 | 3-1 Pulu, Peter | | PNG | 22.55Q |
| 4 | 3-2 McDermott, Brendan | | SAM | 22.90Q |
| 7 | 3-3 Tupuola, Patolomeo | | SAM | 23.02q |
| 9 | 3-4 Tabaka, Kaliova | | FIJ | 23.21 |
| 14 | 3-5 Harmon, Harmon | | COK | 23.52 |
| 17 | 3-6 Molisingi, Jansen | | VAN | 23.63 |
| 20 | 3-7 Detenamo, Sebastian | | NRU | 24.28 |
| 22 | 3-8 Christian, Wade | | NFI | 25.87 |

## Event 11 Women 5k Run

| | Name | Age | Team | Finals |
|---|---|---|---|---|
| 1 | 1-1 Bounhoure, Vaite | | TAH | 19:09.95 |
| 2 | 1-2 Tabuatalei, Salome | | FIJ | 20:02.41 |
| 3 | 1-3 Francis, Sevena | | COK | 20:57.39 |
| 4 | 1-4 Kaiea, Siaroka | | KIR | 24:57.70 |

## Event 12 Men 5k Run

Meet: 14:45.27 R 1989 Alain LAZARE

| | Name | Age | Team | Finals |
|---|---|---|---|---|
| 1 | 1-1 Richmond, Georges | | TAH | 15:51.41 |
| 2 | 1-2 Yao, Sapolai | | PNG | 15:54.71 |
| 3 | 1-3 Sam, Jimmy Sandy | | VAN | 15:59.38 |
| 4 | 1-4 Foufaka, Henry | | SOL | 16:00.16 |
| 5 | 1-5 Karnie, David | | PNG | 16:03.95 |
| 6 | 1-6 Kumar, Bimlesh | | FIJ | 16:26.21 |
| 7 | 1-7 Butler, Brent | | GUM | 16:45.94 |
| 8 | 1-8 Humuni, Chanel | | NCL | 17:03.45 |
| --- | 1- Degage, Tutea | | TAH | DNF |
| --- | 1- Manai, Morris | | PNG | DNF |
| --- | 1- Canaldo, Gregory | | NCL | DNF |
| --- | 1- Iopam, Jerry | | VAN | DNF |

## Event 42 Men 4x100 Metre Relay

Meet: 40.15 R 1997 FIJI

| | Team | Relay | Prelims |
|---|---|---|---|
| **Preliminaries** | | | |
| 2 | 1-1 PNG | A | 42.69Q |
| | 1) Kembu, Joseph | 2) Pulu, Peter | |
| | 3) Ben, Henry | 4) Kirika, Wally | |
| 4 | 1-2 FIJ | A | 43.06Q |
| | 1) Tabaka, Kaliova | 2) Namara, Remesio | |
| | 3) Koroi, Sailasa | 4) Vuloaloa, Iosefo | |
| 6 | 1-3 NIU | A | 43.94Q |
| | 1) Paea, Billy | 2) Leona, Afele | |
| | 3) Kumitau, Lupo | 4) Faleuka, Matt | |
| 8 | 1-4 PLW | A | 44.16q |
| | 1) Adolf, Christopher | 2) Olegeriil, Kelly | |
| | 3) Roman, Russell Ward | 4) Redchor, Conrad | |
| 9 | 1-5 TAH | A | 44.34 |
| | 1) Bourgery, Turo | 2) Ah-Tchoy, Hendrey | |
| | 3) Lai, Christrophe | 4) Foliaki, Apolosi | |
| 1 | 2-1 SAM | A | 42.65Q |
| | 1) Tanielu, Avele | 2) McDermott, Brendan | |
| | 3) Tupuola, Patolomeo | 4) Roache, Mohd | |
| 3 | 2-2 SOL | A | 42.74Q |
| | 1) Konai, Andrew | 2) Apuri, Reuben | |
| | 3) Manioru, Francis | 4) Kabitana, Nelson | |
| 5 | 2-3 VAN | A | 43.53Q |
| | 1) Molisingi, Alone Tahi | 2) Molisingi, Jansen | |
| | 3) Thomas, David | 4) Moses, Kamut | |
| 7 | 2-4 NCL | A | 43.82q |
| | 1) Mariello, Frank | 2) Elia, Franck | |
| | 3) Goubairate, Stephane | 4) Erin, Frederic | |
| | 5) Areui, Celestin | | |
| 10 | 2-5 NRU | A | 44.90 |
| | 1) Menke, Richard | 2) Capelle, JJ | |
| | 3) Detenamo, Sebastian | 4) Stephen, Odae | |
| 11 | 2-6 NFI | A | 45.51 |
| | 1) Menzies, Dylan | 2) Graham, Aaron | |
| | 3) Mogey, Blair | 4) Christian, Wade | |

**South Pacific Mini Games 2001 - 10/12/01 to 14/12/01**
**Norfolk Island**
**Results - Thursday pm**

### Event 35 Women Hammer Throw
Meet: 58.20m R 1997 Lisa MISIPEKA

| | Name | Age Team | Finals |
|---|---|---|---|
| 1 | 1-1 Tui, Amelia | NCL | 48.06m |
| 2 | 1-2 Kolivai, Patricia | NCL | 42.86m |
| 3 | 1-3 Marsters, Siniva | COK | 42.56m |
| 4 | 1-4 Ramesh, Bina | NCL | 38.60m |
| 5 | 1-5 Po'uhila, Anna | TGA | 37.73m |
| 6 | 1-6 Uhi, Melehifo | TGA | 31.43m |

### Event 30 Men Long Jump
Meet: 7.20m R 1993 Apolosi FOLIAKI

| | Name | Age Team | Finals |
|---|---|---|---|
| 1 | 1-1 Erin, Frederic | NCL | 7.16m |
| 2 | 1-2 Katusele, Sandy | PNG | 6.51m |
| 4 | 1-3 Harmon, Harmon | COK | J6.45m |
| 3 | 1-3 Foliaki, Apolosi | TAH | 6.45m |
| 5 | 1-5 Sofai, Fagamanu | SAM | 6.40m |
| 6 | 1-6 Qoro, Gabrieli | FIJ | 6.34m |
| 7 | 1-7 Paea, Billy | NIU | 6.26m |
| 8 | 1-8 Katimiri, Karibataake | KIR | 6.09m |
| 9 | 1-9 Roman, Raymond | PLW | 5.74m |
| 10 | 1-10 Afou, Christian | TAH | 5.69m |
| --- | 1- Areui, Celestin | NCL | ND |

### Event 15 Women 100 Metre Hurdles
Meet: 13.60 R 1997 Rachel ROGERS

| | Name | Age Team | Finals |
|---|---|---|---|
| 1 | 1-1 Boyer, Veronique | TAH | 15.14 |
| 2 | 1-2 Vakie, Rose Marie | NCL | 15.74 |
| 3 | 1-3 Manamu'a, Vikatolia | TGA | 18.25 |

### Event 34 Men Discus Throw
Meet: 49.42m R 1989 Gordon BARFF

| | Name | Age Team | Finals |
|---|---|---|---|
| 1 | 1-1 Vili, Bertrand | NCL | 49.41m |
| 2 | 1-2 Valdenaire, Gilles | TAH | 43.86m |
| 3 | 1-3 Ta'ufa, Motekiai | TGA | 43.43m |
| 4 | 1-4 Kilama, Daniel | NCL | 42.89m |
| 5 | 1-5 Tuugahala, Jerome | NCL | 41.07m |
| 6 | 1-6 Fonorito, Sose Fo | FIJ | 39.25m |
| 7 | 1-7 Taumaa, Heifara | TAH | 39.23m |
| 8 | 1-8 Delamar, Rene | GUM | 38.11m |
| 9 | 1-9 Romatoa, Tiim | KIR | 35.21m |
| 10 | 1-10 Jones, Gerard | NRU | 33.52m |
| 11 | 1-11 Rite, Mickael | VAN | 30.13m |

### Event 16 Men 110 Metre Hurdles
Meet: 14.40 R 1997 Jovesa NAIVALU

| | Name | Age Team | Finals |
|---|---|---|---|
| 1 | 1-1 Tanielu, Avele | SAM | 15.21 |
| 2 | 1-2 Boino, Mowem | PNG | 15.65 |
| 3 | 1-3 Sofai, Fagamanu | SAM | 16.44 |
| 4 | 1-4 Ah-Tchoy, Hendrey | TAH | 16.67 |
| --- | 1- Elia, Franck | NCL | DQ |

### Event 9 Women 1500 Metre Run
Meet: 4:30.19 R 1993 Nadia BERNARD-PRASAD

| | Name | Age Team | Finals |
|---|---|---|---|
| 1 | 1-1 Ovatani, Makelesi | FIJ | 5:04.26 |
| 2 | 1-2 Bounhoure, Vaite | TAH | 5:05.34 |
| 3 | 1-3 Goiye, Miriam | PNG | 5:09.27 |
| 4 | 1-4 Kaiea, Siaroka | KIR | 6:18.89 |

### Event 31 Women Triple Jump
Meet: 11.66m R 1993 Veronique BOYER

| | Name | Age Team | Finals |
|---|---|---|---|
| 1 | 1-1 Boyer, Veronique | TAH | 12.50mR |
| 2 | 1-2 Mafileo, Melesia | TGA | 11.64m |
| 3 | 1-3 Way, Angela | PNG | 11.45m |
| 4 | 1-4 Vakie, Rose Marie | NCL | 10.25m |

### Event 20 Men 3k Steeplechase
Meet: 9:24.48 R 1993 Davendra Prakash SINGH

| | Name | Age Team | Finals |
|---|---|---|---|
| 1 | 1-1 Humuni, Chanel | NCL | 9:59.02 |
| 2 | 1-2 Foufaka, Henry | SOL | 10:00.28 |
| 3 | 1-3 Talebula, Esala | FIJ | 10:06.29 |
| 4 | 1-4 Ruben, David | PNG | 10:21.97 |
| 5 | 1-5 Degage, Tutea | TAH | 10:25.49 |
| 6 | 1-6 Manai, Morris | PNG | 10:42.01 |
| 7 | 1-7 Perrard, Olivier | TAH | 11:26.16 |
| --- | 1- Enkae, Peter | VAN | DNF |
| --- | 1- Laban, Medley | PNG | DNF |

### Event 4 Men 200 Metre Run
Meet: 21.36 R 1997 Soloveni Koroi

| | Name | Age Team | Finals |
|---|---|---|---|
| **Finals** | | | |
| 1 | 1-1 Pulu, Peter | PNG | 22.22 |
| 2 | 1-2 Kembu, Joseph | PNG | 22.40 |
| 3 | 1-3 Ben, Henry | PNG | 22.51 |
| 4 | 1-4 Roache, Mohd | SAM | 22.56 |
| 5 | 1-5 McDermott, Brendan | SAM | 23.05 |
| 6 | 1-6 Tupuola, Patolomeo | SAM | 23.08 |
| 7 | 1-7 Erin, Frederic | NCL | 23.31 |
| 8 | 1-8 Koroi, Sailasa | FIJ | 23.47 |

### Event 3 Women 200 Metre Run
Meet: 24.49 R 1993 Vaciseva TAVAGA

| | Name | Age Team | Finals |
|---|---|---|---|
| **Finals** | | | |
| 1 | 1-1 Bulikiobo, Makelesi | FIJ | 25.29 |
| 2 | 1-2 Vatureba, Vasiti | FIJ | 26.00 |
| 3 | 1-3 Raluve, Mereoni | FIJ | 26.18 |
| 4 | 1-4 Koime, Mae | PNG | 26.37 |
| 5 | 1-5 Marava, Della | PNG | 26.57 |
| 6 | 1-6 Leca, Karlenn | NCL | 27.55 |
| 7 | 1-7 Dowara, Serah | VAN | 27.70 |
| 8 | 1-8 Bureng, Lynette | PNG | 28.31 |

**South Pacific Mini Games 2001 - 10/12/01 to 14/12/01**
**Norfolk Island**
**Results - Friday am**

## Women Half Marathon

| | Name | Age Team | Finals |
|---|---|---|---|
| 1 | 1-1 Tabuatalei, Salome | FIJ | 1:36.39 |
| 2 | 1-2 Ellis, Ericka | NCL | 1:36.58 |

## Women 4x100 Metre Relay

Meet: 47.36 R 1997 FIJI

| | Team | Relay | Finals |
|---|---|---|---|
| 1 | 1-1 FIJ | A | 47.84 |
| | 1) Raluve, Mereoni | 2) Bulikiobo, Makelesi | |
| | 3) Dauniwe, Sisilia | 4) Vatureba, Vasiti | |
| | 5) Baker, Ledua | | |
| 2 | 1-2 PNG | A | 49.74 |
| | 1) Ogisi, Nessie | 2) Koime, Mae | |
| | 3) Bureng, Lynette | 4) Marava, Della | |
| 3 | 1-3 NCL | A | 50.14 |
| | 1) Becker, Marion | 2) Leca, Karlenn | |
| | 3) Taoupoulou, Jessica | 4) Haluatr, Marie | |
| | 5) Vakie, Rose Marie | | |
| 4 | 1-4 TAH | A | 50.93 |
| | 1) Prokop, Samantha | 2) Faremiro, Temoemoe | |
| | 3) Dogba, Dolores | 4) Boyer, Veronique | |
| | 5) Chonsui, Vaimiti | | |
| 5 | 1-5 NFI | A | 56.12 |
| | 1) Fletcher, Jedda | 2) Kemp, Jayleigh | |
| | 3) Kemp, Melissa | 4) McCoy, Jodie | |

## Women 4x400 Metre Relay

Meet: 3:45.73 R 1993 FIJI

| | Team | Relay | Finals |
|---|---|---|---|
| 1 | 1-1 FIJ | A | 3:49.24 |
| | 1) Dauniwe, Sisilia | 2) Raluve, Mereoni | |
| | 3) Vatureba, Vasiti | 4) Bulikiobo, Makelesi | |
| | 5) Ovatani, Makelesi | | |
| 2 | 1-2 PNG | A | 4:07.15 |
| | 1) Way, Angela | 2) Kaupa, Maria | |
| | 3) Goiye, Miriam | 4) Koime, Mae | |
| | 5) Bailey, Lorraine | | |
| 3 | 1-3 TAH | A | 4:11.19 |
| | 1) Faremiro, Temoemoe | 2) Dogba, Dolores | |
| | 3) Bounhoure, Vaite | 4) Boyer, Veronique | |
| | 5) Chonsui, Vaimiti | 6) Prokop, Samantha | |

## Women Shot Put

Meet: 14.37m R 1997 Lisa MISIPEKA

| | Name | Age Team | Finals |
|---|---|---|---|
| 1 | 1-1 Po'uhila, Anna | TGA | 15.13mR |
| 2 | 1-2 Uhi, Melehifo | TGA | 13.46m |
| 3 | 1-3 Ramesh, Bina | NCL | 12.84m |
| 4 | 1-4 Tapoki, Tereapii | COK | 12.43m |
| 5 | 1-5 Fakate, Malia C | NCL | 12.29m |
| 6 | 1-6 Kolivai, Patricia | NCL | 11.89m |
| 7 | 1-7 Moolang, Scholasmara | FSM | 10.63m |

## Men Half Marathon

| | Name | Age Team | Finals |
|---|---|---|---|
| 1 | 1-1 Richmond, Georges | TAH | 1:14.03 |
| 2 | 1-2 Karnie, David | PNG | 1:15.09 |
| 3 | 1-3 Votu, Chris | SOL | 1:15.16 |
| 4 | 1-4 Gobrait, Richard | TAH | 1:17.41 |
| 5 | 1-5 Kumar, Bimlesh | FIJ | 1:18.50 |
| 6 | 1-6 Butler, Brent | GUM | 1:21.48 |
| 7 | 1-7 Humuni, Chanel | NCL | 1:23.14 |
| 8 | 1-8 Donaldson, Jamie | NFI | 1:27.36 |
| 9 | 1-9 Manai, Morris | PNG | 1:29.49 |
| 10 | 1-10 Perrard, Olivier | TAH | 1:34.54 |
| 11 | 1-11 Calder, Trevor | NFI | 1:35.29 |

## Men 4x100 Metre Relay

Meet: 40.15 R 1997 FIJI

| | Team | Relay | Finals |
|---|---|---|---|
| **Finals** | | | |
| 1 | 1-1 PNG | A | 42.04 |
| | 1) Kuamin, Levi | 2) Pulu, Peter | |
| | 3) Ben, Henry | 4) Kirika, Wally | |
| | 5) Boino, Mowem | | |
| 2 | 1-2 SAM | A | 42.18 |
| | 1) Tanielu, Avele | 2) McDermott, Brendan | |
| | 3) Tupuola, Patolomeo | 4) Roache, Mohd | |
| 3 | 1-3 SOL | A | 42.41 |
| | 1) Konai, Andrew | 2) Apuri, Reuben | |
| | 3) Manioru, Francis | 4) Kabitana, Nelson | |
| 4 | 1-4 FIJ | A | 43.04 |
| | 1) Tabaka, Kaliova | 2) Namara, Remesio | |
| | 3) Koroi, Sailasa | 4) Vuloaloa, Iosefo | |
| | 5) Qoro, Gabrieli | 6) Naikelekelevesi, Isireli | |
| 5 | 1-5 NIU | A | 43.36 |
| | 1) Paea, Billy | 2) Leona, Afele | |
| | 3) Kumitau, Lupo | 4) Faleuka, Matt | |
| 6 | 1-6 VAN | A | 43.53 |
| | 1) Molisingi, Alone Tahi | 2) Molisingi, Jansen | |
| | 3) Thomas, David | 4) Moses, Kamut | |
| 7 | 1-7 NCL | A | 43.74 |
| 8 | 1-8 PLW | A | 43.78 |
| | 1) Adolf, Christopher | 2) Olegeriil, Kelly | |
| | 3) Roman, Russell Ward | 4) Redchor, Conrad | |

## Men 4x400 Metre Relay

Meet: 3:09.97 R 1993 FIJI

| | Team | Relay | Finals |
|---|---|---|---|
| 1 | 1-1 FIJ | A | 3:17.99 |
| | 1) Namara, Remesio | 2) Tabaka, Kaliova | |
| | 3) Cama, Meli | 4) Naikelekelevesi, Isireli | |
| | 5) Kumaran, Loresh | | |
| 2 | 1-2 PNG | A | 3:18.98 |
| | 1) Kuamin, Levi | 2) Pulu, Peter | |
| | 3) Mission, Hubert | 4) Boino, Mowem | |
| | 5) Sena, Sebastine | | |
| 3 | 1-3 VAN | A | 3:22.37 |
| | 1) Moses, Kamut | 2) Molisingi, Alone Tahi | |
| | 3) Enkae, Peter | 4) Thomas, David | |
| | 5) Solomon, Gerard | | |

**South Pacific Mini Games 2001 - 10/12/01 to 14/12/01**
**Norfolk Island**
**Results - Friday am**

**(Men 4x400 Metre Relay)**

| | Team | Relay | Finals |
|---|---|---|---|
| 4 | 1-4 SOL | A | 3:27.65 |
| | 1) Kabitana, Nelson | 2) Apuri, Reuben | |
| | 3) Hagamara, Vincent | 4) Pule, Casper | |
| 5 | 1-5 TAH | A | 3:31.05 |
| | 1) Lai, Christrophe | 2) Ah-Tchoy, Hendrey | |
| | 3) Bourret, Pierre | 4) Bourgery, Turo | |
| | 5) Afou, Christian | | |
| 6 | 1-6 NCL | A | 3:39.96 |
| | 1) Hnaujie, Remy | 2) Canaldo, Gregory | |
| | 3) Harper, J-Bernard | 4) Bouillant, Dominique | |

**Men High Jump**

Meet: 2.04m R 1997 Nathan MENE

| | Name | Age Team | Finals |
|---|---|---|---|
| 1 | 1-1 Goubairate, Stephane | NCL | 2.00m |
| 2 | 1-2 Katusele, Sandy | PNG | J1.90m |
| 3 | 1-2 Schwalger, Benneti | SAM | J1.90m |
| 6 | 1-4 Reiher, Michael | KIR | J1.75m |
| 5 | 1-4 Helvey, Donovan | PLW | J1.75m |
| 4 | 1-4 Agussan, Olivier | TAH | J1.75m |
| --- | 1- Dessert, Cedric | NCL | NH |

**Men Hammer Throw**

Meet: 56.26m R 1989 Pierre-Chanel SAO

| | Name | Age Team | Finals |
|---|---|---|---|
| 1 | 1-1 Jones, Brentt | NFI | 53.91m |
| 2 | 1-2 Fakate, Alikisio | NCL | 48.46m |
| 3 | 1-3 Tuugahala, Jerome | NCL | 44.26m |
| 4 | 1-4 Ta'ufa, Motekiai | TGA | 41.01m |
| 5 | 1-5 Delamar, Rene | GUM | 36.23m |
| 6 | 1-6 Fonorito, Sose Fo | FIJ | 36.20m |
| 7 | 1-7 Valdenaire, Gilles | TAH | 33.65m |
| 8 | 1-8 White, Colin | NFI | 33.57m |
| 9 | 1-9 Jones, Gerard | NRU | 30.79m |
| 10 | 1-10 Rite, Mickael | VAN | 22.56m |

6th Mini South Pacific Games

# Body Building



# THE NORFOLK ISLAND AMATEUR SPORTS ASSOCIATION INC.

Member of -
THE COMMONWEALTH GAMES FEDERATION
THE SOUTH PACIFIC GAMES COUNCIL
THE ASIA PACIFIC AND OCEANIA SPORTS ASSEMBLY
THE INTERNATIONAL ASSEMBLY OF NATIONAL ORGANISATIONS OF SPORT

P.O. Box 352,
NORFOLK ISLAND
SOUTH PACIFIC, 2899.
Telephone: 672 - 3 - 22185
Facsimile: 672 - 3 - 23103
e-mail: sports@norfolk.nf

Bodybuilding.

To the bodybuilding participants of the 6th South Pacific Mini Games, thank you for a most incredible spectacle at the night of the finals. The obvious hard work you have each put in to your sport earns you collectively the title of the finest physiques of the South Pacific. To the medal winners a special congratulations, but to everybody that competed well done and thanks for making the long trip to be here with us on Norfolk Island.

Glenn Robinson
Liaison Officer
Norfolk Island Administration

# Body Building

Warren Langmam (NFK) – Coordinator

Judges: Philip Hope (CKI) – Head Judge
D. Soekardjan (NCL)
M. Pothier (TAH)
T. Leung (SAM)
C. Langman (NFK)

Bodybuilding - was once again contested at the South Pacific Games, this time at the 6th South Pacific Mini-Games on December the 8th, on Norfolk Island.

The event was held according to the technical rules of the International Bodybuilding Federation, which is headquartered in Montreal, Canada.

The sport enjoys worldwide popularity with around 172 countries practising the sport.

Bodybuilding is an ideal sport for the small South Pacific Islands with relatively low populations, it is also a healthy life style, not unlike that which was in existence at the turn of the last century, when the physique of the South Pacific was far superior to that of its European counterpart, an excellent spectator sport that you will enjoy.

The Body Building competition attracted competitors from nine Countries including:

Norfolk Island
Niue
Fiji
New Caledonia
Tahiti
Tonga
Papua New Guinea
Samoa
Cook Islands.



There were nine classes of competition held, two for women, under 52kg and over 52kg, 6 for men, from 65kg to over 90kg as well as a mixed couples event.

A total of 53 competitors took part.

The competition was conducted along International Body Building Federation guidelines with a pre-judging session held in the morning for assessing muscle mass and symmetry.

The competitors considered likely to feature in medal contention were then invited to an evening session where judging on presentation choreography and proportion were made.

## Overall Medals - Body Building

| Team | Gold | Silver | Bronze | Total |
|---|---|---|---|---|
| Cook Islands | | | | |
| Fiji | | | | |
| New Caledonia | 3 | 3 | | 6 |
| Niue | 1 | | 1 | 2 |
| Norfolk Island | | 1 | | 1 |
| Papua New Guinea | | 1 | 1 | 2 |
| Samoa | 3 | 1 | 2 | 6 |
| Tahiti | 2 | 3 | 3 | 8 |
| Tonga | | | 1 | 1 |
| Total | 9 | 9 | 8 | |

The Body Building competition was very popular and drew enthusiastic spectator support throughout.

The Medals were well distributed with Niue picking up its first Gold in the Games in Body Building.

New Caledonia won the competition overall with 3 gold and 3 silver medals, closely followed by Samoa with 3 gold, 1 silver and 3 bronze and Tahiti with 2 gold, 3 silver and 3 bronze.

Seven of the nine competing Countries were able to win a medal in this event.

# Body Building

| | Name | Country | Medal | Result |
|---|---|---|---|---|
| U52kg Event Women | Stephanie Lemaitre | New Caledonia | **Gold** | |
| | Marie Claude Pham | New Caledonia | **Silver** | |
| | Colette Humeau | Tahiti | **Bronze** | |
| | Paula Suasua | Samoa | | |

| | Name | | Medal | Result |
|---|---|---|---|---|
| Over 52kg Event Women | Laura Legrand | New Caledonia | **Gold** | |
| | Valerie Vedel | Tahiti | **Silver** | |
| | Viola Etuata | Samoa | **3** | |

| | Name | | Medal | Result |
|---|---|---|---|---|
| U65kg Event Men | Jerry Yeung | Tahiti | **Gold** | |
| | Frederic Dogobert | New Caledonia | **Silver** | |
| | Sam Tuitama | Samoa | **Bronze** | |
| | Enote Lutelu | Niue | | |
| | Livai Naboro | Fiji | | |
| | Gerard Agez | New Caledonia | | |
| | Alphone Benny | Papua New Guinea | | |

| | Name | | Medal | Result |
|---|---|---|---|---|
| U70kg Event Men | Puia Maposua | Samoa | **Gold** | |
| | Gerard Quach | New Caledonia | **Silver** | |
| | Stephane Fetauru | Tahiti | **Bronze** | |
| | Allan yegiora | Papua New Guinea | | |
| | Jerome Elies | New Caledonia | | |
| | Hamendra Anand | Fiji | | |

| | Name | | Medal | Result |
|---|---|---|---|---|
| U75kg Event Men | Tony Ligaliga | Samoa | **Gold** | |
| | Alphonse Ihorai | Tahiti | **Silver** | |
| | Tukilagi Magatoga | Niue | **Bronze** | |
| | Patrick Villemur | New Caledonia | | |
| | Jale Colata | Fiji | | |
| | Stalin Jess | Papua New Guinea | | |
| | Lala Kai Havili | Tonga | | |

| | Name | | Medal | Result |
|---|---|---|---|---|
| U80kg Event Men | Xavier Warren | Samoa | **Gold** | |
| | Aaifai Asileota | Samoa | **Silver** | |
| | Benny Samaka | Papua New Guinea | **Bronze** | |
| | Ben Sagata | Fiji | | |

| | Name | | Medal | Result |
|---|---|---|---|---|
| U90 Event Men | Manu Buchin | Tahiti | **Gold** | |
| | Noah Ceinaturaga | Norfolk Island | **Silver** | |
| | Landrey Denis | Tahiti | **Bronze** | |
| | Robert Niu | Samoa | | |
| | Edward Brahim | New Caledonia | | |
| | Douglas Uyassi | Papua New Guinea | | |
| | George George | Cook Island | | |
| | Cyrus Asekong | Niue | | |
| | Brandon Tauasi | Niue | | |

| | Name | | Medal | Result |
|---|---|---|---|---|
| O90kg Event Men | Regan Ioane | Niue | **Gold** | |
| | Johnny Glen | Papua New Guinea | **Silver** | |
| | Samisoni Koloa | Tonga | **Bronze** | |
| | Charles Blackwell | Norfolk Island | | |

| | Name | | Medal | Result |
|---|---|---|---|---|
| Couples Event M & W | Marie Claude Pham | New Caledonia | **Gold** | |
| | Gerard Quash | New Caledonia | | |
| | Colette Humeau | Tahiti | **Silver** | |
| | Jerry Yeung | Tahiti | | |
| | Paula Suasua | Samoa | **Bronze** | |
| | Tony Ligaliga | Samoa | | |
| | Valerie Vedel | Tahiti | | |
| | Landry Denis | Tahiti | | |

6th Mini South Pacific Games

# Golf



# Golf

## 6th SOUTH PACIFIC MINI GAMES

Like in every South Pacific Mini Games ever held, Golf was again included and countries involved in the sport came out to show their talent. The 6th South Pacific Mini Games Golf tournament was played over 4 days, and was held at the Norfolk Golf Course. The competition was competed like in every other Mini Games with Men and Women's divisions playing morning and afternoon session on alternate days.

The following countries that participated in these games were:

| | |
|---|---|
| **Cook Islands** | **Papua New Guinea** |
| **Fiji** | **Samoa** |
| **New Caledonia** | **Tahiti** |
| **Niue** | **Tonga** |
| **Norfolk** | **Wallis & Futuna** |

The tournament saw exciting and tense competition on each of the days. After the first day the Cook Islands were ranked top of the ladder in the Men's Team event with a total of 221, which came from the best three scores of the day. Cooks were trailed by Norfolk and Papua New Guinea on 222, and Fiji on 223. Throughout the rest of the competition Fiji, PNG and Norfolk played extremely well, and on the final day Norfolk and Fiji had to play-off for first placing. And PNG ended up with 912 points over the four days of competition.

In the Women's Team event saw Fiji take the lead from day one, Norfolk came back on the final day of competition but couldn't take the lead from Fiji who had a total of 1010 points, PNG with 1025 and Norfolk with 1029 points. Also in the Women's competition saw the individual women playing good on one day and not so good the next, it seemed that a few players preferred the early morning starts rather than the afternoon start. However this did not affect players like Vaea Frogie of New Caledonia, who had four good days finishing the tournament with a score of 315 points.

The overall tournament was organised very well, the draws were done the day before, and the spirit of the games were amongst all the players and officials. Every was helping each other achieve the highest goal that they could achieve. Coaching was done after each day, players that needed improvement were assisted and progressed on to the following day of competition.

Norfolk Golf Course was always a spectacular site to see also with the scenic view that topped it all, players from other countries will always talk about this course.

Congratulations to the Norfolk Golf association for a job well done.




## Overall Medals - Golf

| Team | Gold | Silver | Bronze | Total |
|---|---|---|---|---|
| Cook Islands | | | | |
| Fiji | 3 | 1 | 1 | 5 |
| Nauru | | | | |
| New Caledonia | 1 | | | 1 |
| Niue | | | | |
| Northern Marianas | | | | |
| Norfolk Island | | 2 | 1 | 3 |
| Papua New Guinea | | 1 | 1 | 2 |
| Samoa | | | 1 | 1 |
| Tahiti | | | | |
| Tonga | | | | |
| Wallis Et Futuna | | | | |
| **Total** | **4** | **4** | **4** | **12** |

# 6th South Pacific Mini Games

# Golf Ladies Individual

| Name | Country | Wed | Thu | TOT | Fri | TOT | Sat | 72 Hole |
|---|---|---|---|---|---|---|---|---|
| | | Gross | Gross | Gross | Gross | Gross | Gross | Gross |
| FISHER - Lyndall | Fiji | 95 | 84 | 179 | 93 | 272 | 91 | 363 |
| GARDINER - Salaseini | Fiji | 83 | 83 | 166 | 87 | 253 | 86 | 339 |
| NATAVO - Saivora | Fiji | 86 | 86 | 172 | 79 | 251 | 88 | 339 |
| PRIDGEON - Selai | Fiji | 79 | 86 | 165 | 80 | 245 | 89 | 334 |
| EDWARDS - Miranda | Nauru | | | | | | | |
| KEKE - Marissa | Nauru | | | | | | | |
| MARSTIN - Myrna | Nauru | | | | | | | |
| WATKINS - Elnora | Nauru | | | | | | | |
| BARGIBANT - Laurence | New Caledonia | 93 | 95 | 188 | 91 | 279 | 93 | 372 |
| FROGIER - Vaea | New Caledonia | 76 | 82 | 158 | 76 | 234 | 81 | 315 |
| MACAUD - Sylie | New Caledonia | 90 | 95 | 185 | 93 | 278 | 92 | 370 |
| TRUET - Gaelle | New Caledonia | 100 | 96 | 196 | 98 | 294 | 96 | 390 |
| ANDERSON - Sandy | Norfolk Island | | | | | | | |
| BAILEY - Marie (C) | Norfolk Island | 82 | 90 | 172 | 88 | 260 | 89 | 349 |
| EVANS - Joy | Norfolk Island | 84 | 88 | 172 | 88 | 260 | 85 | 345 |
| LOCKHART - Robyn | Norfolk Island | 86 | 92 | 178 | 85 | 263 | 82 | 345 |
| McCOY - Pat | Norfolk Island | 88 | 88 | 176 | 84 | 260 | 87 | 347 |
| FILAMA - Teresa | Papua New Guinea | 89 | 90 | 179 | 84 | 263 | 88 | 351 |
| GREEN - Jenny | Papua New Guinea | 88 | 85 | 173 | 87 | 260 | 89 | 349 |
| MARTIN - Mary | Papua New Guinea | 84 | 86 | 170 | 89 | 259 | 84 | 343 |
| VANDERLIST - Judy | Papua New Guinea | 84 | 82 | 166 | 84 | 250 | 91 | 341 |
| LEAVAI - Lagi | Samoa | 94 | 82 | 176 | 81 | 257 | 95 | 352 |
| MAESSEN - Dolly | Samoa | 85 | 91 | 176 | 95 | 271 | 98 | 369 |
| PASISI - Coral Siale | Niue | 87 | 84 | 171 | 89 | 260 | 92 | 352 |
| NOUVEAU - Moea | Tahiti | 81 | 89 | 170 | 85 | 255 | 87 | 342 |
| TEHUIOTOA - Poerani | Tahiti | 84 | 87 | 171 | 81 | 252 | DQ | 252 |
| KULIG - Celestine | Wallis & Futuna | 93 | 92 | 185 | 81 | 266 | 95 | 361 |
| MAITRE - Malia Potapu | Wallis & Futuna | 91 | 90 | 181 | 94 | 275 | 96 | 371 |

# 6th SOUTH PACIFIC MINI GAMES - NORFOLK ISLAND 2001 GOLF

## RESULTS - Ladies Teams

### WALLIS & FUTUNA

| | Player 1 | | Player 2 | | Player 3 | | Player 4 | | Reserve | Team Total | |
|---|---|---|---|---|---|---|---|---|---|---|---|
| Day 1 | KULIG - Celestine | 93 | MAITRE - Malia Potapu | 91 | | | | | | 184 | Day 1 |
| Day 2 | KULIG - Celestine | 92 | MAITRE - Malia Potapu | 90 | | | | | | 182 | Day 2 |
| Day 3 | KULIG - Celestine | 81 | MAITRE - Malia Potapu | 94 | | | | | | 175 | Day 3 |
| Day 4 | KULIG - Celestine | 95 | MAITRE - Malia Potapu | 96 | | | | | | 191 | Day 4 |
| | | | | | | | | | Norfolk Island | | |
| | | | | | | | | | Progressive Total | 732 | |

### NIUE

| | Player 1 | | Player 2 | | Player 3 | | Player 4 | | Reserve | Team Total | |
|---|---|---|---|---|---|---|---|---|---|---|---|
| Day 1 | PASISI - Coral Siale | 87 | | | | | | | | 87 | Day 1 |
| Day 2 | PASISI - Coral Siale | 84 | | | | | | | | 84 | Day 2 |
| Day 3 | PASISI - Coral Siale | 89 | | | | | | | | 89 | Day 3 |
| Day 4 | PASISI - Coral Siale | 92 | | | | | | | | 92 | Day 4 |
| | | | | | | | | | PAPUA NEW GUINEA | | |
| | | | | | | | | | Progressive Total | 352 | |

# 6th SOUTH PACIFIC MINI GAMES - NORFOLK ISLAND 2001 GOLF

## RESULTS - Ladies Teams

### PAPUA NEW GUINEA

| | Player 1 | | Player 2 | | Player 3 | | Player 4 | | Reserve | Team Total | |
|---|---|---|---|---|---|---|---|---|---|---|---|
| Day 1 | PILAMP - Teresa | 89 | GREEN - Jenny | 88 | MARTIN - Mary | 84 | VANDERLIST - Judy | 84 | n/a | 256 | Day 1 |
| Day 2 | PILAMP - Teresa | 90 | GREEN - Jenny | 85 | MARTIN - Mary | 86 | VANDERLIST - Judy | 82 | n/a | 253 | Day 2 |
| Day 3 | PILAMP - Teresa | 84 | GREEN - Jenny | 87 | MARTIN - Mary | 89 | VANDERLIST - Judy | 84 | n/a | 255 | Day 3 |
| Day 4 | PILAMP - Teresa | 88 | GREEN - Jenny | 89 | MARTIN - Mary | 84 | VANDERLIST - Judy | 91 | n/a | 261 | Day 4 |
| | | | | | | | | | PAPUA NEW GUINEA | | |
| | | | | | | | | | Progressive Total | 1025 | |

### SAMOA

| | Player 1 | | Player 2 | | Player 3 | | Player 4 | | Reserve | Team Total | |
|---|---|---|---|---|---|---|---|---|---|---|---|
| Day 1 | LEAVAI - Lagi | 94 | MAESSEN - Dolly | 85 | | | | | | 179 | Day 1 |
| Day 2 | LEAVAI - Lagi | 82 | MAESSEN - Dolly | 91 | | | | | | 173 | Day 2 |
| Day 3 | LEAVAI - Lagi | 81 | MAESSEN - Dolly | 95 | | | | | | 176 | Day 3 |
| Day 4 | LEAVAI - Lagi | 95 | MAESSEN - Dolly | 98 | | | | | | 193 | Day 4 |
| | | | | | | | | | Norfolk Island | | |
| | | | | | | | | | Progressive Total | 721 | |

### TAHITI

| | Player 1 | | Player 2 | | Player 3 | | Player 4 | | Reserve | Team Total | |
|---|---|---|---|---|---|---|---|---|---|---|---|
| Day 1 | NOUVEAU - Moea | 81 | TEHUIOTOA - Poerani | 84 | | | | | | 165 | Day 1 |
| Day 2 | NOUVEAU - Moea | 89 | TEHUIOTOA - Poerani | 87 | | | | | | 176 | Day 2 |
| Day 3 | NOUVEAU - Moea | 85 | TEHUIOTOA - Poerani | 81 | | | | | | 166 | Day 3 |
| Day 4 | NOUVEAU - Moea | 87 | TEHUIOTOA - Poerani | DQ | | | | | | 87 | Day 4 |
| | | | | | | | | | PAPUA NEW GUINEA | | |
| | | | | | | | | | Progressive Total | 594 | |

# 6th SOUTH PACIFIC MINI GAMES - NORFOLK ISLAND 2001 GOLF

## RESULTS - Ladies Teams

### FIJI

| | Player 1 | | Player 2 | | Player 3 | | Player 4 | | Reserve | Team Total | |
|---|---|---|---|---|---|---|---|---|---|---|---|
| Day 1 | FISHER - Lyndall | 95 | GARDINER - Salaseini | 83 | NATAVO - Salvora | 86 | PRIDGEON - Selai | 79 | n/a | 248 | Day 1 |
| Day 2 | FISHER - Lyndall | 84 | GARDINER - Salaseini | 83 | NATAVO - Salvora | 86 | PRIDGEON - Selai | 86 | n/a | 253 | Day 2 |
| Day 3 | FISHER - Lyndall | 93 | GARDINER - Salaseini | 87 | NATAVO - Salvora | 79 | PRIDGEON - Selai | 80 | n/a | 246 | Day 3 |
| Day 4 | FISHER - Lyndall | 91 | GARDINER - Salaseini | 86 | NATAVO - Salvora | 88 | PRIDGEON - Selai | 89 | n/a | 263 | Day 4 |
| | | | | | | | | | FIJI Progressive Total | 1010 | |

### NEW CALEDONIA

| | Player 1 | | Player 2 | | Player 3 | | Player 4 | | Reserve | Team Total | |
|---|---|---|---|---|---|---|---|---|---|---|---|
| Day 1 | BARGIBANT - Laurence | 93 | FROGIER - Vaea | 76 | MACAUD - Sylie | 90 | TABONE - Capueine | 100 | n/a | 259 | Day 1 |
| Day 2 | BARGIBANT - Laurence | 95 | FROGIER - Vaea | 82 | MACAUD - Sylie | 95 | TABONE - Capueine | 96 | n/a | 272 | Day 2 |
| Day 3 | BARGIBANT - Laurence | 91 | FROGIER - Vaea | 76 | MACAUD - Sylie | 93 | TABONE - Capueine | 98 | n/a | 260 | Day 3 |
| Day 4 | BARGIBANT - Laurence | 93 | FROGIER - Vaea | 81 | MACAUD - Sylie | 92 | TABONE - Capueine | 96 | n/a | 266 | Day 4 |
| | | | | | | | | | NEW CALEDONIA Progressive Total | 1057 | |

### NORFOLK ISLAND

| | Player 1 | | Player 2 | | Player 3 | | Player 4 | | Reserve | Team Total | |
|---|---|---|---|---|---|---|---|---|---|---|---|
| Day 1 | BAILEY - Marie (C) | 82 | EVANS - Joy | 84 | LOCKHART - Robyn | 86 | McCOY - Pat | 88 | ANDERSON - Sandy | 252 | Day 1 |
| Day 2 | BAILEY - Marie (C) | 90 | EVANS - Joy | 88 | LOCKHART - Robyn | 92 | McCOY - Pat | 88 | ANDERSON - Sandy | 266 | Day 2 |
| Day 3 | BAILEY - Marie (C) | 88 | EVANS - Joy | 88 | LOCKHART - Robyn | 85 | McCOY - Pat | 84 | ANDERSON - Sandy | 257 | Day 3 |
| Day 4 | BAILEY - Marie (C) | 89 | EVANS - Joy | 85 | LOCKHART - Robyn | 82 | McCOY - Pat | 87 | ANDERSON - Sandy | 254 | Day 4 |
| | | | | | | | | | Norfolk Island Progressive Total | 1029 | |

# 6th South Pacific Mini Games

# Golf Men's Individual

| Name | Country | Wed Gross | Thu Gross | TOT Gross | Fri Gross | TOT Gross | Sat Gross | 72 Hole Gross |
|---|---|---|---|---|---|---|---|---|
| MARSTERS Tom Snr. | Cook Islands | 85 | 79 | 164 | 82 | 246 | 85 | 331 |
| CECIL - Campbell | Cook Islands | 72 | 82 | 154 | 84 | 238 | 82 | 320 |
| MARSTERS Tom Jnr. | Cook Islands | 76 | 79 | 155 | 75 | 230 | 76 | 306 |
| HOWARD - Ned | Cook Islands | 73 | 79 | 152 | 80 | 232 | 81 | 313 |
| BOLAKORO - Naivaluoni | Fiji | 78 | 82 | 160 | 73 | 233 | 80 | 313 |
| CHAND - Salesh | Fiji | 74 | 80 | 154 | 72 | 226 | 74 | 300 |
| GOPAL - Dewan | Fiji | 79 | 79 | 158 | 76 | 234 | 80 | 314 |
| RAM - Neelkash | Fiji | 71 | 76 | 147 | 70 | 217 | 77 | 294 |
| LUARET - Claude | New Caledonia | 87 | 86 | 173 | 79 | 252 | 83 | 335 |
| GUILLEMARD - Benoit | New Caledonia | 82 | 81 | 163 | 81 | 244 | 74 | 318 |
| SACILOTTO - Gianni | New Caledonia | 76 | 85 | 161 | 72 | 233 | DQ | 233 |
| TRUET - Loic | New Caledonia | 68 | 77 | 145 | 74 | 219 | 84 | 303 |
| HIPPA D. | Niue | 90 | DNC | 90 | 82 | 172 | 80 | 252 |
| MULAFIA - Kosene | Niue | 79 | 82 | 161 | DNC | 161 | 80 | 241 |
| PULU - Asu | Niue | 88 | 84 | 172 | 81 | 253 | DNC | 253 |
| TALAGI - San Juan | Niue | 91 | 81 | 172 | 83 | 255 | 94 | 349 |
| ANDERSON - Darren | Norfolk Island | 73 | 73 | 146 | 80 | 226 | 79 | 305 |
| BOSLEY - Alisdair | Norfolk Island | 72 | 75 | 147 | 70 | 217 | 79 | 296 |
| GARDNER - Brendan | Norfolk Island | 78 | 83 | 161 | 75 | 236 | 84 | 320 |
| MAGRI - Chris (C) | Norfolk Island | 77 | 78 | 155 | 76 | 231 | 77 | 308 |
| ALDAN - Phillip | Northern Marianas | 87 | 79 | 166 | 78 | 244 | 78 | 322 |
| LIZAMA - Jose | Northern Marianas | 84 | 84 | 168 | 83 | 251 | 82 | 333 |
| WABOL - Jesus | Northern Marianas | 74 | 82 | 156 | 72 | 228 | 76 | 304 |
| GABRIEL - Nelson | Papua New Guinea | 72 | 75 | 147 | 78 | 225 | 79 | 304 |
| YERE - Jerry | Papua New Guinea | 75 | 73 | 148 | 73 | 221 | 85 | 306 |
| WAIYA - Simon | Papua New Guinea | 75 | 80 | 155 | 76 | 231 | 80 | 311 |
| YERRY - Moses | Papua New Guinea | 83 | 78 | 161 | 75 | 236 | 81 | 317 |
| APINERU - Pokati | Samoa | 71 | 80 | 151 | 79 | 230 | 84 | 314 |
| FEPULEAI - Patrick | Samoa | 71 | 72 | 143 | 74 | 217 | 82 | 299 |
| KEIL - Corey | Samoa | 90 | 84 | 174 | 84 | 258 | 85 | 343 |
| SAUFOI - Ameki | Samoa | 86 | 77 | 163 | 81 | 244 | 75 | 319 |
| BLAIS - Kirianu | Tahiti | 75 | 73 | 148 | 73 | 221 | 78 | 299 |
| PAGE - Marc | Tahiti | 82 | 81 | 163 | 75 | 238 | 76 | 314 |
| DECIAN - Jeremie | Tahiti | 83 | 83 | 166 | 80 | 246 | 87 | 333 |
| GAUTHIER - Manarii | Tahiti | 77 | 75 | 152 | 78 | 230 | 81 | 311 |
| FOLAUMOELDA L. | Tonga | 92 | 96 | 188 | 86 | 274 | 85 | 359 |
| MATU - Kosipeli | Tonga | 85 | 86 | 171 | 91 | 262 | 85 | 347 |
| PUIKALA - Piveni | Tonga | 84 | 78 | 162 | 84 | 246 | 87 | 333 |
| VAISIMA - Fraisake | Tonga | 84 | 90 | 174 | 87 | 261 | 91 | 352 |
| ALBERT - Frank | Wallis & Futuna | 93 | 95 | 188 | 93 | 281 | 102 | 383 |
| NETI - Maalamalu | Wallis & Futuna | 89 | 84 | 173 | 88 | 261 | 91 | 352 |

# 6th SOUTH PACIFIC MINI GAMES - NORFOLK ISLAND

# 2001 GOLF RESULTS - Mens Teams

## COOK ISLANDS

| | Player 1 | | Player 2 | | Player 3 | | Player 4 | | Reserve | Team Total | |
|---|---|---|---|---|---|---|---|---|---|---|---|
| Day 1 | MARSTERS T. Snr | 85 | CECIL - Campbell | 72 | MARSTERS T. Jnr | 76 | HOWARD - Ned | 73 | | 221 | Day 1 |
| Day 2 | MARSTERS T. Snr | 79 | CECIL - Campbell | 82 | MARSTERS T. Jnr | 79 | HOWARD - Ned | 79 | | 237 | Day 2 |
| Day 3 | MARSTERS T. Snr | 82 | CECIL - Campbell | 84 | MARSTERS T. Jnr | 75 | HOWARD - Ned | 80 | | 237 | Day 3 |
| Day 4 | MARSTERS T. Snr | 85 | CECIL - Campbell | 82 | MARSTERS T. Jnr | 76 | HOWARD - Ned | 81 | | 239 | Day 4 |
| | | | | | | | | | COOK ISLANDS | | |
| | | | | | | | | | Progressive Total | 934 | |

## FIJI

| | Player 1 | | Player 2 | | Player 3 | | Player 4 | | Reserve | Team Total | |
|---|---|---|---|---|---|---|---|---|---|---|---|
| Day 1 | BOLAKORO - N. | 78 | CHAND - Salesh | 74 | GOPAL - Dewan | 79 | RAM - Neelkash | 71 | n/a | 223 | Day 1 |
| Day 2 | BOLAKORO - N. | 82 | CHAND - Salesh | 80 | GOPAL - Dewan | 79 | RAM - Neelkash | 76 | n/a | 235 | Day 2 |
| Day 3 | BOLAKORO - N. | 73 | CHAND - Salesh | 72 | GOPAL - Dewan | 76 | RAM - Neelkash | 70 | n/a | 215 | Day 3 |
| Day 4 | BOLAKORO - N. | 80 | CHAND - Salesh | 74 | GOPAL - Dewan | 80 | RAM - Neelkash | 77 | n/a | 231 | Day 4 |
| | | | | | | | | | FIJI | | |
| | | | | | | | | | Progressive Total | 904 | |

## NEW CALEDONIA

| | Player 1 | | Player 2 | | Player 3 | | Player 4 | | Reserve | Team Total | |
|---|---|---|---|---|---|---|---|---|---|---|---|
| Day 1 | LUARET - Claude | 87 | GUILLEMARD - Benoit | 82 | SACILOTTO - Gianni | 76 | TRUET - Loic | 68 | n/a | 226 | Day 1 |
| Day 2 | LUARET - Claude | 86 | GUILLEMARD - Benoit | 81 | SACILOTTO - Gianni | 85 | TRUET - Loic | 77 | n/a | 243 | Day 2 |
| Day 3 | LUARET - Claude | 79 | GUILLEMARD - Benoit | 81 | SACILOTTO - Gianni | 72 | TRUET - Loic | 74 | n/a | 225 | Day 3 |
| Day 4 | LUARET - Claude | 83 | GUILLEMARD - Benoit | 74 | SACILOTTO - Gianni | DQ | TRUET - Loic | 84 | n/a | 241 | Day 4 |
| | | | | | | | | | NEW CALEDONIA | | |
| | | | | | | | | | Progressive Total | 935 | |

# 6th SOUTH PACIFIC MINI GAMES - NORFOLK ISLAND

# 2001 GOLF RESULTS - Mens Teams

## NIUE

| | Player 1 | | Player 2 | | Player 3 | | Player 4 | | Reserve | Team Total | |
|---|---|---|---|---|---|---|---|---|---|---|---|
| Day 1 | MULAFIA - Kosene | 79 | PULU - Asu | 88 | TALAGI - San Juan | 91 | HIPPA D. | 90 | n/a | 257 | Day 1 |
| Day 2 | MULAFIA - Kosene | 82 | PULU - Asu | 84 | TALAGI - San Juan | 81 | HIPPA D. | DNC | n/a | 247 | Day 2 |
| Day 3 | MULAFIA - Kosene | 81 | PULU - Asu | 81 | TALAGI - San Juan | 83 | HIPPA D. | DNC | n/a | 245 | Day 3 |
| | | | | | | | | | NIUE | | |
| | | | | | | | | | Progressive Total | 1009 | |

## NORFOLK ISLAND

| | Player 1 | | Player 2 | | Player 3 | | Player 4 | | Reserve | Team Total | |
|---|---|---|---|---|---|---|---|---|---|---|---|
| Day 1 | Anderson - Darren | 73 | Bosley - Alisdair | 72 | Gardner - Brendon | 78 | Magri - Chris (C) | 77 | Struthers - Grahame | 222 | Day 1 |
| Day 2 | Anderson - Darren | 73 | Bosley - Alisdair | 75 | Gardner - Brendon | 83 | Magri - Chris (C) | 78 | Struthers - Grahame | 226 | Day 2 |
| Day 3 | Anderson - Darren | 80 | Bosley - Alisdair | 70 | Gardner - Brendon | 75 | Magri - Chris (C) | 76 | Struthers - Grahame | 221 | Day 3 |
| Day 4 | Anderson - Darren | 79 | Bosley - Alisdair | 79 | Gardner - Brendon | 84 | Magri - Chris (C) | 77 | Struthers - Grahame | 235 | Day 4 |
| | | | | | | | | | Norfolk Island | | |
| | | | | | | | | | Progressive Total | 904 | |

## NORTHERN MARIANAS

| | Player 1 | | Player 2 | | Player 3 | | Player 4 | | Reserve | Team Total | |
|---|---|---|---|---|---|---|---|---|---|---|---|
| Day 1 | ALDAN - Phillip | 87 | CAMACHC - Joseph | | LIZAMA - Jose | 84 | WABOL - Jesus | 74 | n/a | 245 | Day 1 |
| Day 2 | ALDAN - Phillip | 79 | CAMACHC - Joseph | | LIZAMA - Jose | 84 | WABOL - Jesus | 82 | n/a | 245 | Day 2 |
| Day 3 | ALDAN - Phillip | 78 | CAMACHC - Joseph | | LIZAMA - Jose | 83 | WABOL - Jesus | 72 | n/a | 233 | Day 3 |
| Day 4 | ALDAN - Phillip | 78 | CAMACHC - Joseph | | LIZAMA - Jose | 82 | WABOL - Jesus | 76 | n/a | 236 | Day 4 |
| | | | | | | | | | NORTHERN MARIANAS | | |
| | | | | | | | | | Progressive Total | 959 | |

# 6th SOUTH PACIFIC MINI GAMES - NORFOLK ISLAND

# 2001 GOLF RESULTS - Mens Teams

## PAPUA NEW GUINEA

| | Player 1 | | Player 2 | | Player 3 | | Player 4 | | Reserve | | Team Total | |
|---|---|---|---|---|---|---|---|---|---|---|---|---|
| Day 1 | GABRIEL - Nelson | 72 | YERE - Jerry | 75 | WAIYA - Simon | 75 | YERRY - Moses | 83 | YERE - Jerry | | 222 | Day 1 |
| Day 2 | GABRIEL - Nelson | 75 | YERE - Jerry | 73 | WAIYA - Simon | 80 | YERRY - Moses | 78 | YERE - Jerry | | 226 | Day 2 |
| Day 3 | GABRIEL - Nelson | 78 | YERE - Jerry | 73 | WAIYA - Simon | 76 | YERRY - Moses | 75 | YERE - Jerry | | 224 | Day 3 |
| Day 4 | GABRIEL - Nelson | 79 | YERE - Jerry | 85 | WAIYA - Simon | 80 | YERRY - Moses | 81 | YERE - Jerry | | 240 | Day 4 |
| | | | | | | | | | PAPUA NEW GUINEA | | | |
| | | | | | | | | | Progressive Total | | 912 | |

## SAMOA

| | Player 1 | | Player 2 | | Player 3 | | Player 4 | | Reserve | | Team Total | |
|---|---|---|---|---|---|---|---|---|---|---|---|---|
| Day 1 | APINERU - Pokati | 71 | FEPULEAI - Patrick | 71 | KEIL - Corey | 90 | SAUFOI - Ameki | 86 | SAUFOI - Ameki | | 228 | Day 1 |
| Day 2 | APINERU - Pokati | 80 | FEPULEAI - Patrick | 72 | KEIL - Corey | 84 | SAUFOI - Ameki | 77 | SAUFOI - Ameki | | 229 | Day 2 |
| Day 3 | APINERU - Pokati | 79 | FEPULEAI - Patrick | 74 | KEIL - Corey | 84 | SAUFOI - Ameki | 81 | SAUFOI - Ameki | | 234 | Day 3 |
| Day 4 | APINERU - Pokati | 84 | FEPULEAI - Patrick | 82 | KEIL - Corey | 85 | SAUFOI - Ameki | 75 | SAUFOI - Ameki | | 241 | Day 4 |
| | | | | | | | | | SAMOA | | | |
| | | | | | | | | | Progressive Total | | 932 | |

# 6th SOUTH PACIFIC MINI GAMES - NORFOLK ISLAND

# 2001 GOLF RESULTS - Mens Teams

## PAPUA NEW GUINEA

| | Player 1 | | Player 2 | | Player 3 | | Player 4 | | Reserve | Team Total | |
|---|---|---|---|---|---|---|---|---|---|---|---|
| Day 1 | GABRIEL - Nelson | 72 | YERE - Jerry | 75 | WAIYA - Simon | 75 | YERRY - Moses | 83 | YERE - Jerry | 222 | Day 1 |
| Day 2 | GABRIEL - Nelson | 75 | YERE - Jerry | 73 | WAIYA - Simon | 80 | YERRY - Moses | 78 | YERE - Jerry | 226 | Day 2 |
| Day 3 | GABRIEL - Nelson | 78 | YERE - Jerry | 73 | WAIYA - Simon | 76 | YERRY - Moses | 75 | YERE - Jerry | 224 | Day 3 |
| Day 4 | GABRIEL - Nelson | 79 | YERE - Jerry | 85 | WAIYA - Simon | 80 | YERRY - Moses | 81 | YERE - Jerry | 240 | Day 4 |
| | | | | | | | | | PAPUA NEW GUINEA | | |
| | | | | | | | | | Progressive Total | 912 | |

## SAMOA

| | Player 1 | | Player 2 | | Player 3 | | Player 4 | | Reserve | Team Total | |
|---|---|---|---|---|---|---|---|---|---|---|---|
| Day 1 | APINERU - Pokati | 71 | FEPULEAI - Patrick | 71 | KEIL - Corey | 90 | SAUFOI - Ameki | 86 | SAUFOI - Ameki | 228 | Day 1 |
| Day 2 | APINERU - Pokati | 80 | FEPULEAI - Patrick | 72 | KEIL - Corey | 84 | SAUFOI - Ameki | 77 | SAUFOI - Ameki | 229 | Day 2 |
| Day 3 | APINERU - Pokati | 79 | FEPULEAI - Patrick | 74 | KEIL - Corey | 84 | SAUFOI - Ameki | 81 | SAUFOI - Ameki | 234 | Day 3 |
| Day 4 | APINERU - Pokati | 84 | FEPULEAI - Patrick | 82 | KEIL - Corey | 85 | SAUFOI - Ameki | 75 | SAUFOI - Ameki | 241 | Day 4 |
| | | | | | | | | | SAMOA | | |
| | | | | | | | | | Progressive Total | 932 | |

6th Mini South Pacific Games

# Lawn Bowls



## Overall Medals - Lawn Bowls

| Team | Gold | Silver | Bronze | Total |
|---|---|---|---|---|
| Cook Islands | 1 | | 3 | 4 |
| Fiji | 5 | 1 | 1 | 7 |
| Norfolk Island | 1 | 2 | 2 | 5 |
| Papua New Guinea | | 3 | 2 | 5 |
| Samoa | 1 | 2 | | 3 |
| Solomon Islands | | | | |
| Total | 8 | 8 | 8 | 24 |

Five of the six participating nations won medals in this competition with Fiji proving most dominant overall. This did not reflect the closeness of the competition with many events being decided on a points differential and each game providing no certainty as to who would win.

Congratulations to the Norfolk Island Bowling Club for an excellent competition.

**Congratulations to all medal winners on their achievement.**

# Ladies Singles

## Round One

| | | | | |
|---|---|---|---|---|
| Norfolk Is. | 21 | V | Fiji | 16 |
| P.N.G. | 21 | V | Solomon Is. | 4 |
| Samoa | 21 | V | Cook Is. | 12 |

| Team | Win | Loss | Draw | For | Against | Diff | Points |
|---|---|---|---|---|---|---|---|
| Norfolk Is. | 4 | 1 | 0 | 101 | 60 | 41 | 8 |
| P.N.G. | 4 | 1 | 0 | 94 | 68 | 26 | 8 |
| Samoa | 2 | 3 | 0 | 68 | 82 | -14 | 4 |
| Cook Is. | 2 | 3 | 0 | 87 | 89 | -2 | 4 |
| Solomon Is. | 0 | 5 | 0 | 31 | 105 | -74 | 0 |
| Fiji | 3 | 2 | 0 | 90 | 67 | 23 | 6 |

## Round Two

| | | | | |
|---|---|---|---|---|
| Norfolk Is. | 21 | V | Solomon Is. | 8 |
| Fiji | 21 | V | Cook Is. | 16 |
| P.N.G. | 21 | V | Samoa | 15 |

## Round Three

| | | | | |
|---|---|---|---|---|
| Norfolk Is. | 17 | V | Cook Is. | 21 |
| Solomon Is. | 7 | V | Samoa | 21 |
| Fiji | 11 | V | P.N.G. | 21 |

## Round Four

| | | | | |
|---|---|---|---|---|
| Norfolk Is. | 21 | V | Samoa | 5 |
| Cook Is. | 17 | V | P.N.G. | 21 |
| Solomon Is. | 3 | V | Fiji | 21 |

## Round Five

| | | | | |
|---|---|---|---|---|
| Norfolk Is. | 21 | V | P.N.G. | 10 |
| Samoa | 6 | V | Fiji | 21 |
| Cook Is. | 21 | V | Solomon Is. | 9 |

| | |
|---|---|
| First | Norfolk Island |
| Second | P.N.G. |
| Third | Fiji |
| Fourth | Cook Is. |
| Fifth | Samoa |
| Sixth | Solomon Is. |

| | |
|---|---|
| Gold | Norfolk Island |
| Silver | PNG |
| Bronze | Fiji |

# Bowls - Ladies Pairs

## Round One

| | | | | |
|---|---|---|---|---|
| Norfolk Is. | 18 | V | Samoa | 12 |
| Solomon Is. | 5 | V | Fiji | 50 |
| Cook Is. | 14 | V | P.N.G. | 18 |

| Team | Win | Loss | Draw | For | Against | Diff | Points |
|---|---|---|---|---|---|---|---|
| Norfolk Is. | 4 | 1 | 0 | 108 | 75 | 33 | 8 |
| Solomon Is. | 0 | 5 | 0 | 53 | 169 | -116 | 0 |
| Cook Is. | 2 | 3 | 0 | 88 | 90 | -2 | 4 |
| P.N.G. | 3 | 2 | 0 | 109 | 94 | 15 | 6 |
| Fiji | 4 | 1 | 0 | 148 | 60 | 88 | 8 |
| Samoa | 2 | 3 | 0 | 94 | 112 | -18 | 4 |

## Round Two

| | | | | |
|---|---|---|---|---|
| Norfolk Is. | 13 | V | Fiji | 25 |
| Samoa | 19 | V | P.N.G. | 28 |
| Solomon Is. | 9 | V | Cook Is. | 28 |

## Round Three

| | | | | |
|---|---|---|---|---|
| Norfolk Is. | 21 | V | P.N.G. | 18 |
| Fiji | 13 | V | Cook Is. | 19 |
| Samoa | 20 | V | Solomon Is. | 19 |

## Round Four

| | | | | |
|---|---|---|---|---|
| Norfolk Is. | 20 | V | Cook Is. | 13 |
| P.N.G. | 35 | V | Solomon Is. | 13 |
| Fiji | 33 | V | Samoa | 13 |

## Round Five

| | | | | |
|---|---|---|---|---|
| Norfolk Is. | 36 | V | Solomon Is. | 7 |
| Cook Is. | 14 | V | Samoa | 30 |
| P.N.G. | 10 | V | Fiji | 27 |

| | |
|---|---|
| First | Fiji |
| Second | Norfolk Is. |
| Third | P.N.G. |
| Fourth | Cook Is. |
| Fifth | Samoa |
| Sixth | Solomon Is. |

| | |
|---|---|
| Gold | **Fiji** |
| Silver | **Norfolk Is.** |
| Bronze | **P.N.G.** |

# Bowls - Ladies Triples

## Round One

| | | | | |
|---|---|---|---|---|
| Norfolk Is. | 13 | V | P.N.G. | 22 |
| Samoa | 15 | V | Cook Is. | 15 |
| Solomon Is. | 5 | V | Fiji | 41 |

| Team | Win | Loss | Draw | For | Against | Diff | Points |
|---|---|---|---|---|---|---|---|
| Norfolk Is. | 1 | 3 | 1 | 73 | 99 | -26 | 3 |
| Samoa | 3 | 1 | 1 | 120 | 71 | 49 | 7 |
| Solomon Is. | 0 | 5 | 0 | 35 | 171 | -136 | 0 |
| Fiji | 3 | 1 | 1 | 118 | 73 | 45 | 7 |
| Cook Is. | 4 | 0 | 1 | 100 | 52 | 48 | 9 |
| P.N.G. | 2 | 3 | 0 | 102 | 82 | 20 | 4 |

## Round Two

| | | | | |
|---|---|---|---|---|
| Norfolk Is. | 5 | V | Cook Is. | 14 |
| P.N.G. | 15 | V | Fiji | 22 |
| Samoa | 39 | V | Solomon Is. | 6 |

## Round Three

| | | | | |
|---|---|---|---|---|
| Norfolk Is. | 19 | V | Fiji | 19 |
| Cook Is. | 28 | V | Solomon Is. | 8 |
| P.N.G. | 13 | V | Samoa | 20 |

| | |
|---|---|
| First | Cook Islands |
| Second | Samoa |
| Third | Fiji |
| Fourth | Papua N.G. |
| | Norfolk Is. |
| | Solomon Is. |

## Round Four

| | | | | |
|---|---|---|---|---|
| Norfolk Is. | 24 | V | Solomon Is. | 12 |
| Fiji | 25 | V | Samoa | 14 |
| Cook Is. | 23 | V | P.N.G. | 13 |

| | |
|---|---|
| Gold | **Cook Islands** |
| Silver | **Samoa** |
| Bronze | **Fiji** |

## Round Five

| | | | | |
|---|---|---|---|---|
| Norfolk Is. | 12 | V | Samoa | 32 |
| Solomon Is. | 4 | V | P.N.G. | 39 |
| Fiji | 11 | V | Cook Is. | 20 |

# Ladies Fours

## Round One

| | | | | |
|---|---|---|---|---|
| Norfolk Is. | 19 | V | P.N.G. | 28 |
| Cook Is. | 41 | V | Solomon Is. | 9 |
| Fiji | 25 | V | Samoa | 14 |

| Team | Win | Loss | Draw | For | Against | Diff | Points |
|---|---|---|---|---|---|---|---|
| Norfolk Is. | 2 | 2 | 1 | 109 | 103 | 6 | 5 |
| Cook Is. | 3 | 2 | 0 | 127 | 105 | 22 | 6 |
| Fiji | 4 | 1 | 0 | 129 | 81 | 48 | 8 |
| Samoa | 1 | 2 | 2 | 99 | 108 | -9 | 4 |
| Solomon Is. | 0 | 5 | 0 | 59 | 147 | -88 | 0 |
| P.N.G. | 3 | 1 | 1 | 117 | 96 | 21 | 7 |

## Round Two

| | | | | |
|---|---|---|---|---|
| Norfolk Is. | 29 | V | Solomon Is. | 10 |
| P.N.G. | 19 | V | Samoa | 19 |
| Cook Is. | 19 | V | Fiji | 32 |

## Round Three

| | | | | |
|---|---|---|---|---|
| Norfolk Is. | 26 | V | Samoa | 26 |
| Solomon Is. | 12 | V | Fiji | 32 |
| P.N.G. | 30 | V | Cook Is. | 20 |

| | |
|---|---|
| First | Fiji |
| Second | Papua New G. |
| Third | Cook Islands |
| Fourth | Norfolk Island |

## Round Four

| | | | | |
|---|---|---|---|---|
| Norfolk Is. | 21 | V | Fiji | 17 |
| Samoa | 20 | V | Cook Is. | 25 |
| Solomon Is. | 15 | V | P.N.G. | 25 |

| | |
|---|---|
| Gold | Fiji |
| Silver | PNG |
| Bronze | Cook Islands |

## Round Five

| | | | | |
|---|---|---|---|---|
| Norfolk Is. | 14 | V | Cook Is. | 22 |
| Fiji | 23 | V | P.N.G. | 15 |
| Samoa | 20 | V | Solomon Is. | 13 |

# Bowls - Men's Singles

## Round One

| | | | | |
|---|---|---|---|---|
| Norfolk Is. | 21 | V | Samoa | 8 |
| Fiji | 20 | V | Cook Is. | 21 |
| P.N.G. | 21 | V | Solomon Is. | 19 |

| Team | Win | Loss | Draw | For | Against | Diff | Points |
|---|---|---|---|---|---|---|---|
| Norfolk Is. | 3 | 2 | 0 | 87 | 76 | 11 | 6 |
| Fiji | 3 | 2 | 0 | 103 | 63 | 40 | 6 |
| P.N.G. | 2 | 3 | 0 | 80 | 98 | -18 | 4 |
| Solomon Is. | 0 | 5 | 0 | 48 | 105 | -57 | 0 |
| Cook Is. | 3 | 2 | 0 | 96 | 86 | 10 | 6 |
| Samoa | 4 | 1 | 0 | 92 | 78 | 14 | 8 |

## Round Two

| | | | | |
|---|---|---|---|---|
| Norfolk Is. | 17 | V | Cook Is. | 21 |
| Samoa | 21 | V | Solomon Is. | 8 |
| Fiji | 21 | V | P.N.G. | 7 |

## Round Three

| | | | | |
|---|---|---|---|---|
| Norfolk Is. | 21 | V | Solomon Is. | 7 |
| Cook Is. | 16 | V | P.N.G. | 21 |
| Samoa | 21 | V | Fiji | 20 |

| | |
|---|---|
| First | Samoa |
| Second | Fiji |
| Third | Norfolk Island |
| Fourth | Cook Island |
| Fifth | P.N.G. |
| Sixth | Solomon Is. |

## Round Four

| | | | | |
|---|---|---|---|---|
| Norfolk Is. | 21 | V | P.N.G. | 19 |
| Solomon Is. | 7 | V | Fiji | 21 |
| Cook Is. | 17 | V | Samoa | 21 |

## Round Five

| | | | | |
|---|---|---|---|---|
| Norfolk Is. | 7 | V | Fiji | 21 |
| P.N.G. | 12 | V | Samoa | 21 |
| Solomon Is. | 7 | V | Cook Is. | 21 |

| | |
|---|---|
| Gold | Samoa |
| Silver | Fiji |
| Bronze | Norfolk Island |

# Bowls - Men's Pairs

## Round One

| | | | | |
|---|---|---|---|---|
| Norfolk Is. | 17 | V | Fiji | 18 |
| Solomon Is. | 10 | V | Samoa | 28 |
| Cook Is. | 22 | V | P.N.G. | 16 |

| Team | Win | Loss | Draw | For | Ag. | Diff | Pts |
|---|---|---|---|---|---|---|---|
| Norfolk Is. | 3 | 2 | | 115 | 89 | 26 | 6 |
| Solomon Is. | | 5 | | 59 | 144 | -85 | |
| Cook Is. | 3 | 2 | | 106 | 93 | 13 | 6 |
| P.N.G. | 2 | 3 | | 103 | 101 | 2 | 4 |
| Samoa | 3 | 2 | | 116 | 88 | 28 | 6 |
| Fiji | 4 | 1 | | 95 | 79 | 16 | 8 |

## Round Two

| | | | | |
|---|---|---|---|---|
| Norfolk Is. | 22 | V | Samoa | 20 |
| Fiji | 19 | V | P.N.G. | 16 |
| Solomon Is. | 13 | V | Cook Is. | 28 |

## Round Three

| | | | | |
|---|---|---|---|---|
| Norfolk Is. | 19 | V | P.N.G. | 21 |
| Samoa | 23 | V | Cook Is. | 20 |
| Fiji | 25 | V | Solomon Is | 11 |

| | |
|---|---|
| First | Fiji |
| Second | Samoa |
| Third | Norfolk Island |
| Fourth | Cook Islands |
| Fifth | PNG |
| Sixth | Solomon Islan |

## Round Four

| | | | | |
|---|---|---|---|---|
| Norfolk Is. | 27 | V | Cook Is. | 15 |
| P.N.G. | 33 | V | Solomon Is | 10 |
| Samoa | 14 | V | Fiji | 19 |

## Round Five

| | | | | |
|---|---|---|---|---|
| Norfolk Is. | 30 | V | Solomon Is | 15 |
| Cook Is. | 21 | V | Fiji | 14 |
| P.N.G. | 17 | V | Samoa | 31 |

| | |
|---|---|
| Gold | Fiji |
| Silver | Samoa |
| Bronze | Norfolk Island |

# Bowls - Men's Triples

| | | | | |
|---|---|---|---|---|
| Norfolk Is. | 20 | V | Samoa | 22 |
| Cook Is. | 24 | V | Fiji | 13 |
| P.N.G. | 27 | V | Solomon Is. | 13 |

| Team | Win | Loss | Draw | For | Ag. | Diff | Points |
|---|---|---|---|---|---|---|---|
| Norfolk Is. | 3 | 2 | | 90 | 85 | 5 | 6 |
| Cook Is. | 3 | 2 | | 91 | 73 | 18 | 6 |
| P.N.G. | 3 | 2 | | 102 | 81 | 21 | 6 |
| Solomon Is. | 1 | 4 | | 62 | 128 | -66 | 2 |
| Fiji | 3 | 2 | | 102 | 77 | 25 | 6 |
| Samoa | 2 | 3 | | 87 | 90 | -3 | 4 |

| | | | | |
|---|---|---|---|---|
| Norfolk Is. | 13 | V | Fiji | 21 |
| Samoa | 19 | V | Solomon Is. | 20 |
| Cook Is. | 14 | V | P.N.G. | 21 |

| | | | | |
|---|---|---|---|---|
| Norfolk Is. | 20 | V | Solomon Is. | 13 |
| Fiji | 18 | V | P.N.G. | 16 |
| Samoa | 10 | V | Cook Is. | 15 |

| | |
|---|---|
| First | Fiji |
| Second | PNG |
| Third | Cook Islands |
| Fourth | Norfolk Island |

| | | | | |
|---|---|---|---|---|
| Norfolk Is. | 19 | V | P.N.G. | 15 |
| Solomon Is. | 11 | V | Cook Is. | 24 |
| Fiji | 12 | V | Samoa | 19 |

| | |
|---|---|
| Gold | Fiji |
| Silver | PNG |
| Bronze | Cook Islands |

| | | | | |
|---|---|---|---|---|
| Norfolk Is. | 18 | V | Cook Is. | 14 |
| P.N.G. | 23 | V | Samoa | 17 |
| Solomon Is. | 5 | V | Fiji | 38 |

# Men's Fours

## Round One

| | | | | |
|---|---|---|---|---|
| Norfolk Is. | 45 | V | Solomon Is. | 8 |
| Fiji | 36 | V | Cook Is. | 11 |
| Samoa | 9 | V | P.N.G. | 29 |

| Team | Win | Loss | Draw | For | Against | Diff | Points |
|---|---|---|---|---|---|---|---|
| Norfolk Is. | 3 | 1 | 1 | 134 | 78 | 56 | 7 |
| Fiji | 5 | 0 | 0 | 183 | 45 | 138 | 10 |
| Samoa | 2 | 2 | 1 | 92 | 127 | -35 | 5 |
| P.N.G. | 2 | 3 | 0 | 92 | 105 | -13 | 4 |
| Cook Is. | 2 | 3 | 0 | 87 | 114 | -27 | 4 |
| Solomon Is. | 0 | 5 | 0 | 56 | 175 | -119 | 0 |

## Round Two

| | | | | |
|---|---|---|---|---|
| Norfolk Is. | 27 | V | Cook Is. | 10 |
| Solomon Is. | 15 | V | P.N.G. | 21 |
| Fiji | 39 | V | Samoa | 10 |

## Round Three

| | | | | |
|---|---|---|---|---|
| Norfolk Is. | 31 | V | P.N.G. | 16 |
| Cook Is. | 18 | V | Samoa | 26 |
| Solomon Is. | 5 | V | Fiji | 54 |

| | |
|---|---|
| First | Fiji |
| Second | Norfolk Island |
| Third | Samoa |
| Fourth | Papua New Guinea |

## Round Four

| | | | | |
|---|---|---|---|---|
| Norfolk Is. | 21 | V | Samoa | 21 |
| P.N.G. | 9 | V | Fiji | 31 |
| Cook Is. | 29 | V | Solomon Is. | 8 |

| | |
|---|---|
| Gold | Fiji |
| Silver | Norfolk Is. |
| Bronze | P.N.G. |

## Round Five

| | | | | |
|---|---|---|---|---|
| Norfolk Is. | 10 | V | Fiji | 23 |
| Samoa | 26 | V | Solomon Is. | 20 |
| P.N.G. | 17 | V | Cook Is. | 19 |

6th Mini South Pacific Games

# Netball

| Date | Time | Court 1 | Court 2 | Court 3 |
|---|---|---|---|---|
| Monday 3rd | 6am - 6:45am | PNG | Solomon Islands | - |
| | 6.45am- 7:30am | Samoa | Vanuatu | - |
| | 7:30am - 8:15am | Fiji | Cook Islands | - |
| | 8:15am - 9am | Norfolk Island | Tonga | - |
| | 9am - 9:45am | American Somoa | Niue | - |
| Tuesday 4th | 6am - 6:45am | Tonga | Fiji | Norfolk Island |
| | 6:45am - 7:30am | Cook Islands | PNG | Vanuatu |
| | 7:30am - 8:15am | Niue | Samoa | American Samoa |
| | 8:15am - 9am | - | Solomon Islands | - |
| Wednesday 5th | 6am - 6:45am | Fiji | American Samoa | PNG |
| | 6:45am - 7.30am | Norfolk Island | Samoa | Solomon Islands |
| | 7:30am - 8:15am | Cook Islands | Niue | Vanuatu |
| | 8:45am - 9am | - | Tonga | - |
| Thursday 6th | 6am - 6:45am | Tonga | Vanuatu | Fiji |
| | 6:45am - 7.30am | Samoa | Niue | American Samoa |
| | 7:30am - 8:15am | Solomon Islands | PNG | Norfolk Island |
| | 8:15am - 9am | - | Cook Islands | - |
| Friday 7th | 6am - 6:45am | Vanuatu | Solomon Islands | Niue |
| | 6:45am - 7:30am | Cook Islands | Norfolk Island | Tonga |
| | 7:30am - 8:15am | PNG | American Samoa | Samoa |
| | 8:15am - 9am | - | Fiji | - |
| Saturday 8th | 6am - 6:45am | Norfolk Island | Samoa | Cook Islands |
| | 6:45am - 7:30am | Fiji | PNG | Solomon Islands |
| | 7:30am - 8:15am | Tonga | Vanuatu | Niue |
| | 8:15am - 9am | - | American Samoa | - |
| Sunday 9th | Courts Available all day - Team Managers to advise so can be allocated | | | |
| Monday 10th | 6am - 6:45am | TIMES ALLOCATED ONCE TEAMS KNOWN | | |
| | 6:45am - 7:30am | | | |
| | 7:30am - 8:15am | | | |
| | 8:15am - 9am | | | |
| Tuesday 11th | 8:45am - 9am | Loser semi 1 | Winner semi 2 | - |
| | 9am - 10am | Winner semi 1 | Loser semi 2 | - |

- Courts 1 and 2 are available after 6pm every night and Court 3 is available after 3.30pm each day.
- Court time will also be available on 1st and 2nd December if managers could let Cheryl Lecren (Norfolk Island) know if they wish to utilise them.

# Netball- Pool A

## 6th South Pacific Mini-Games

### Round One

| | | | | |
|---|---|---|---|---|
| Norfolk | | V | BYE | |
| Fiji | 129 | V | Am Sam | 3 |
| PNG | | V | BYE | |

| Team | Win | Loss | Draw | For | Ag. | % | Points |
|---|---|---|---|---|---|---|---|
| Norfolk | 1 | 2 | | 123 | 186 | 66 | 5 |
| Fiji | 3 | | | 279 | 65 | 429 | 9 |
| PNG | 2 | 1 | | 240 | 103 | 233 | 7 |
| Am Sam | | 3 | | 28 | 316 | 9 | 3 |
| BYE | | | | | | | |

### Round Two

| | | | | |
|---|---|---|---|---|
| Norfolk | 81 | V | Am Sam | 15 |
| BYE | | V | BYE | |
| Fiji | 68 | V | PNG | 45 |

| | |
|---|---|
| First | Fiji |
| Second | P.N.G. |
| Third | Norfolk Is. |
| Fourth | Am Sam. |

### Round Three

| | | | | |
|---|---|---|---|---|
| Norfolk | | V | BYE | |
| Am Sam | 10 | V | PNG | 106 |
| BYE | | V | Fiji | |

**Semi Finals**

| | | | | |
|---|---|---|---|---|
| P.N.G. | 60 | v | Cook Is. | 59 |
| Fiji | 77 | v | Samoa | 32 |

### Round Four

| | | | | |
|---|---|---|---|---|
| Norfolk | 25 | V | PNG | 89 |
| BYE | | V | Fiji | |
| Am Sam | | V | BYE | |

**Gold** **Fiji**

**Silver** **P.N.G.**

**Cook Is.**

### Round Five

| | | | | |
|---|---|---|---|---|
| Norfolk | 17 | V | Fiji | 82 |
| PNG | | V | BYE | |
| BYE | | V | Am Sam | |

### Bronze Medal Playoff

**Cook Is.** 76 **V** **Samoa** 32

### Gold Medal Playoff

**P.N.G.** 38 **V** **Fiji** 64

# Netball - Pool B

| Team | Win | Loss | Draw | For | Against | % | Points |
|---|---|---|---|---|---|---|---|
| Solomon | 2 | 2 | | 170 | 184 | 92 | 8 |
| Niue | | 4 | | 78 | 293 | 27 | 4 |
| Cook Is. | 4 | | | 311 | 114 | 273 | 12 |
| Vanuatu | 1 | 3 | | 168 | 211 | 80 | 6 |
| Samoa | 3 | 1 | | 215 | 140 | 154 | 10 |
| BYE | | | | | | | |

## Round One

| | | | | |
|---|---|---|---|---|
| Solomon | | V | BYE | |
| Niue | 11 | V | Samoa | 65 |
| Cook Is. | 78 | V | Vanuatu | 35 |

## Round Two

| | | | | |
|---|---|---|---|---|
| Solomon | 28 | V | Samoa | 58 |
| BYE | | V | Vanuatu | |
| Niue | 13 | V | Cook Is. | 105 |

## Round Three

| | | | | |
|---|---|---|---|---|
| Solomon | 47 | V | Vanuatu | 35 |
| Samoa | 36 | V | Cook Is. | 61 |
| BYE | | V | Niue | |

| | |
|---|---|
| First | Cook Is. |
| Second | Samoa |
| Third | Solomon Is |
| Fourth | Vanuatu |

## Round Four

| | | | | |
|---|---|---|---|---|
| Solomon | 30 | V | Cook Is. | 67 |
| Vanuatu | 58 | V | Niue | 30 |
| Samoa | | V | BYE | |

## Round Five

| | | | | |
|---|---|---|---|---|
| Solomon | 65 | V | Niue | 24 |
| Cook Is. | | V | BYE | |
| Vanuatu | 40 | V | Samoa | 56 |

## 7th and 8th Playoff

**Vanuatu** 65 **V** **American Samoa** 37

## 5th and 6th Playoff

**Solomon Islands** 47 **V** **Norfolk Island** 12

# Netball - Pool A

## Round One

| | | | | |
|---|---|---|---|---|
| Norfolk | | V | BYE | |
| Fiji | 129 | V | Am Sam | 3 |
| PNG | | V | BYE | |

| Team | Win |
|---|---|
| Norfolk | 1 |
| Fiji | 3 |
| PNG | 2 |
| Am Sam | 0 |
| BYE | |

## Round Two

| | | | | |
|---|---|---|---|---|
| Norfolk | 81 | V | Am Sam | 15 |
| BYE | | V | BYE | |
| Fiji | 68 | V | PNG | 45 |

## Round Three

| | | | | |
|---|---|---|---|---|
| Norfolk | | V | BYE | |
| Am Sam | 10 | V | PNG | 106 |
| BYE | | V | Fiji | |

## Round Four

| | | | | |
|---|---|---|---|---|
| Norfolk | 25 | V | PNG | 89 |
| BYE | | V | Fiji | |

| | |
|---|---|
| First | |
| Second | |
| Third | |
| Fourth | |

**Semi Fi**

| |
|---|
| P.N.G. |
| Fiji |

| |
|---|
| Gold |
| Silver |

| | | | | |
|---|---|---|---|---|
| Am Sam | | V | BYE | |

## Round Five

| | | | | |
|---|---|---|---|---|
| Norfolk | 17 | V | Fiji | 82 |
| PNG | | V | BYE | |
| BYE | | V | Am Sam | |

## Bronze Medal Playoff

V

## Gold Medal Playoff

V

Welcome to the Sixth VI.....

South Pacific Mini Games Norfolk Island

# Lawn Bowls

*click on links below*

Norfolk Government L
Games Organising Com
Participating Countr
Merchandise
Sporting Events
Home

[Archery] [Athletics] [Body Building] [Golf] [Lawn Bowls] [Netball] [Tennis] [Triathlon] [Shooting] [Squash] [Home]

The members of the Norfolk Island Bowling Club and Council extend a warm and sincere welcome to all participating nations attending the 6th South Pacific Mini Games. All is in readiness for the lawn bowls events and we especially look forward to hosting the bowling fraternity from the South Pacific region.

Ian (Spider) Webb

Bowls Co-ordinator



*click on the above photos to see them in full*
*click you "Back" button to return to this page*

## Events

Archery
Athletics
Body Building
Golf
Lawn Bowls
Netball
Tennis
Triathlon
Shooting
Squash
Games Results

6th Mini South Pacific Games

# Shooting

The shooting competition attracted competitors from five Countries in the end. These included:

Tahiti
Norfolk Island
Niue
Fiji
Papua New Guinea

There were 19 competitors in all one of whom was a woman.

Papua New Guinea was unable to field sufficient numbers to make up a full team for the team competition, while Fiji only entered the 'Down The Line' competition initially, but later also entered the Ball Trap, which meant that all medals could be awarded in two of the three events.

**Overall Medals - Shooting**

| Team | Gold | Silver | Bronze | Total |
|---|---|---|---|---|
| Fiji | | | | |
| Niue | | | 2 | 2 |
| Norfolk Island | 2 | 5 | 2 | 9 |
| Papua New Guinea | | | | |
| Tahiti | 4 | 1 | 1 | 6 |
| Total | 6 | 6 | 5 | |

Tahiti dominated the shooting events with close competition from the hosts, Norfolk Island.

The Norfolk Island team of Basil Vercoe, Milton Bradley and Andrew Barnett, shot a perfect final round in the DTL event to clinch both individual and team gold in that event, in a competition that separated the top five shooters by one point.

Basil Vercoe won individual medals in all three shooting competitions, While Gino Mourin and Rooma Bambridge won gold for Tahiti in the Ball Trap and Skeet event respectively.

# Shooting Medallists

| | Name | | Medal | Result |
|---|---|---|---|---|
| Ball Trap Individual | **Gino Mourin** | **TAH** | **Gold** | **119** |
| | **Basil Vercoe** | **NFK** | **Silver** | **111** |
| | **Milton Bradley** | **NFK** | **Bronze** | **105** |
| | Hiro Pratx | TAH | 4 | 102 |

| | Name | | Medal | Result |
|---|---|---|---|---|
| Ball Trap Team | **Tahiti** | **TAH** | **Gold** | **321** |
| | **Norfolk Island** | **NFK** | **Silver** | **314** |
| | **Niue** | **NIU** | **Bronze** | **238** |
| | Fiji | FIJ | 4 | 69 |

| | Name | | Medal | Result |
|---|---|---|---|---|
| Trap Individual DTL | **Basil Vercoe** | **NFK** | **Gold** | **122** |
| | **Andrew Barnett** | **NFK** | **Silver** | **121** |
| | **Gino Mourin** | **TAH** | **Bronze** | **120** |
| | Milton Bradley | NFK | | 119 |

| | Name | | Medal | Result |
|---|---|---|---|---|
| Trap Team DTL | **Norfolk Island** | | **Gold** | **362** |
| | **Tahiti** | | **Silver** | **355** |
| | **Niue** | | **Bronze** | **293** |
| | Fiji | | 4 | |

| | Name | | Medal | Result |
|---|---|---|---|---|
| Skeet | **Rooma Bambridge** | **TAH** | **Gold** | **118** |
| | **Basil Vercoe** | **NFK** | **Silver** | **117** |
| | **Andrew Barnett** | **NFK** | **Bronze** | **115** |
| | Gino Mourin | TAH | 4 | 114 |

| | Name | | Medal | Result |
|---|---|---|---|---|
| Skeet Team | **Tahiti** | **TAH** | **Gold** | **344** |
| | **Norfolk Island** | **NFK** | **Silver** | **341** |
| | Niue | NIU | 3 | 238 |

## SOUTH PACIFIC MINI GAMES -NORFOLK ISLAND



# SHOOTING - CLAY TARGET

### EVENT.1 DTL 125 TARGETS

| Comp. No. | Rank | Name | Country | Rnd 1 | Rnd.2 | Rnd 3. | Sub. Total | Rnd. 4. | Rnd.5 | Total | Final Result |
|---|---|---|---|---|---|---|---|---|---|---|---|
| 1 | 1 | Basil Vercoe | NFK | 24 | 24 | 25 | 73 | 24 | 25 | 49 | 122 |
| 2 | 4 | Milton Bradley | NFK | 24 | 24 | 23 | 71 | 23 | 25 | 48 | 119 |
| 3 | 2 | Andrew Barnett | NFK | 23 | 24 | 24 | 71 | 25 | 25 | 50 | 121 |
| 4 | 8 | Morgan Magatogia | NIU | 19 | 22 | 20 | 61 | 20 | 19 | 39 | 100 |
| 5 | 8 | Morgan Taufitu | NIU | 23 | 20 | 18 | 61 | 20 | 19 | 39 | 100 |
| 6 | 10 | Sionebelle Togiavalu | NIU | 21 | 18 | 17 | 56 | 19 | 18 | 37 | 93 |
| 7 | 7 | Emil Pavsic | PNG | 22 | 21 | 23 | 66 | 21 | 22 | 43 | 109 |
| 8 | 13 | Lorraine Pavsic | PNG | 13 | 10 | 18 | 41 | 15 | 22 | 37 | 78 |
| 9 | 3 | Gino Mourin | TAH | 23 | 24 | 24 | 71 | 25 | 24 | 49 | 120 |
| 10 | 5 | Hiro Pratx | TAH | 23 | 25 | 23 | 71 | 23 | 24 | 47 | 118 |
| 11 | 6 | Bertrand Vairaaroa | TAH | 24 | 23 | 23 | 70 | 25 | 22 | 47 | 117 |
| 12 | 12 | Colin Sibary | FIJ | 10 | 14 | 19 | 43 | 17 | 19 | 36 | 79 |
| 13 | 11 | Waqabaca Naijoritani | FIJ | 14 | 18 | 18 | 50 | 18 | 16 | 34 | 84 |
| 14 | 14 | Akeai Kalounivalu | FIJ | 13 | 15 | 12 | 40 | 16 | 12 | 28 | 68 |
| | | | | | | | | | | | |
| 1 | 1 | Norfolk Island | NFK | 71 | 72 | 72 | 215 | 72 | 75 | 147 | 362 |
| 2 | 3 | Niue | NIU | 63 | 60 | 55 | 178 | 59 | 56 | 115 | 293 |
| 3 | 2 | Tahiti | TAH | 70 | 72 | 70 | 212 | 73 | 70 | 143 | 355 |
| 4 | 4 | Fiji | FIJ | 37 | 47 | 49 | 133 | 51 | 47 | 98 | 231 |

SOUTH PACIFIC MINI GAMES -NORFOLK ISLAND

# SHOOTING - CLAY TARGET



## EVENT.2 SKEET 125 TARGETS

| Comp. No. | Rank | Name | Country | Rnd 1 | Rnd.2 | Rnd 3. | Sub. Total | Rnd. 4. | Rnd.5 | Total | Final Result |
|---|---|---|---|---|---|---|---|---|---|---|---|
| 1 | 2 | Basil Vercoe | NFK | 23 | 22 | 24 | 69 | 23 | 25 | 48 | 117 |
| 2 | 3 | Andrew Barnett | NFK | 24 | 22 | 23 | 69 | 22 | 24 | 46 | 115 |
| 3 | 6 | Peter Woodward | NFK | 19 | 24 | 23 | 66 | 20 | 23 | 43 | 109 |
| 4 | 10 | Morgan Magatogia | NIU | 12 | 14 | 15 | 41 | 20 | 15 | 35 | 76 |
| 5 | 9 | Morgan Taufitu | NIU | 14 | 16 | 18 | 48 | 12 | 20 | 32 | 80 |
| 6 | 8 | Sionebelle Togiavalu | NIU | 18 | 14 | 16 | 48 | 18 | 16 | 34 | 82 |
| 7 | 7 | Emil Pavsic | PNG | 21 | 21 | 21 | 63 | 17 | 21 | 38 | 101 |
| 8 | 4 | Gino Mourin | TAH | 22 | 24 | 22 | 68 | 25 | 21 | 46 | 114 |
| 9 | 5 | Hiro Pratx | TAH | 22 | 20 | 23 | 65 | 23 | 24 | 47 | 112 |
| 10 | 1 | Rooma Bambridge | TAH | 23 | 22 | 25 | 70 | 24 | 24 | 48 | 118 |
| | | | | | | | | | | | |
| **Team Event** | | | | | | | | | | | |
| 1 | 2 | Norfolk Island | | 66 | 68 | 70 | 204 | 65 | 72 | 137 | 341 |
| 2 | 3 | Niue | | 44 | 44 | 49 | 137 | 50 | 51 | 101 | 238 |
| 3 | 1 | Tahiti | | 67 | 66 | 70 | 203 | 72 | 69 | 141 | 344 |
| | | | | | | | | | | | |
| | | | | | | | | | | | |

SOUTH PACIFIC MINI GAMES -NORFOLK ISLAND

# SHOOTING - CLAY TARGET

EVENT.3 Ball Trap 125 TARGETS

| Comp. No. | Rank | Name | Country | Rnd 1 | Rnd.2 | Rnd 3. | Sub. Total | Rnd. 4. | Rnd.5 | Total | Final Result |
|---|---|---|---|---|---|---|---|---|---|---|---|
| 1 | 2 | Basil Vercoe | NFK | 25 | 24 | 22 | 71 | 19 | 21 | 40 | 1.11 |
| 2 | 3 | Milton Bradley | NFK | 21 | 22 | 23 | 66 | 16 | 23 | 39 | 1.05 |
| 3 | 7 | Andrew Barnett | NFK | 21 | 19 | 17 | 57 | 22 | 19 | 41 | 98 |
| 4 | 9 | Morgan Magatogia | NIU | 17 | 15 | 18 | 50 | 15 | 19 | 34 | 84 |
| 5 | 10 | Hank Head | NIU | 17 | 11 | 14 | 42 | 12 | 13 | 25 | 67 |
| 6 | 8 | Morgan Taufitu | NIU | 20 | 17 | 17 | 54 | 13 | 20 | 33 | 87 |
| 7 | 5 | Emil Pavsic | PNG | 20 | 22 | 20 | 62 | 19 | 19 | 38 | 1.00 |
| 8 | 11 | Lorraine Pavsic | PNG | 11 | 14 | 9 | 34 | 12 | 15 | 27 | 61 |
| 9 | 1 | Gino Mourin | TAH | 25 | 24 | 23 | 72 | 25 | 22 | 47 | 1.19 |
| 10 | 4 | Hiro Pratx | TAH | 21 | 22 | 23 | 66 | 18 | 18 | 36 | 1.02 |
| 11 | 5 | Hubert Yli-Tsuen | TAH | 16 | 23 | 22 | 61 | 20 | 19 | 39 | 1.00 |
| 12 | | W. Naiyaritani | FIJ | DNC | DNC | DNC | | 9 | 17 | 26 | 26 |
| 13 | | A. Kalounivalu | FIJ | DNC | DNC | DNC | | 9 | 13 | 22 | 22 |
| 14 | | B. Bower | FIJ | DNC | DNC | DNC | | 8 | 13 | 21 | 21 |
| | | | | | | | | | | | |
| 1 | 2 | NORFOLK ISLAND | NFK | 67 | 65 | 62 | 194 | 57 | 63 | 120 | 314 |
| 2 | 3 | NIUE | NIU | 54 | 43 | 49 | 146 | 40 | 52 | 92 | 238 |
| 3 | 1 | TAHITI | TAH | 62 | 69 | 68 | 199 | 63 | 59 | 122 | 321 |
| 4 | 4 | FIJI | FIJ | | | | | 26 | 43 | 69 | 69 |

6th Mini South Pacific Games

# Squash

There were 49 competitors, 25 women and 24 men, in the squash competitions.

A round robin event for men's and women's teams was played each morning and afternoon commencing December 4th through to Saturday the 8th and the Individual competition was played from 10th -13th December.

## Overall Medals - Squash

| Team | Gold | Silver | Bronze | Total |
|---|---|---|---|---|
| Cook Islands | | | | |
| Fiji | | | | |
| New Caledonia | | 4 | 1 | 5 |
| Norfolk Island | | | | |
| Papua New Guinea | 4 | | 1 | 5 |
| Samoa | | | 2 | 2 |
| Total | 4 | 4 | 4 | |

Papua New Guinea dominated the teams event, successfully defending their position achieved at the 1991 South Pacific Games. New Caledonia were never far away from them however, and this rivalry continued on into the Singles Event. Papua New Guinea's Naluge Guy and Derek Hunter continued their excellent form into their respective individual event to complete the gold medal sweep of this competition for PNG.

Congratulations are extended to the medal winners for their achievements and to all participating players who performed their best and made it a wonderful competition. Congratulations also to Norfolk Island also to Norfolk Island for staging a magnificent event. Many fond memories will be carried by players and officials when they leave Norfolk. Many may well return just to enjoy the hospitality of this island paradise.

# Squash Medallists.

| | Name | Country | Medal | Result |
|---|---|---|---|---|
| Teams Women | **Papua New Guinea** | **PNG** | **Gold** | **4. - 0** |
| | **New Caledonia** | **NCL** | **Silver** | **3. - 1** |
| | **Samoa** | **SAM** | **Bronze** | **2. - 2.** |
| | Fiji | FIJ | | 1. - 3. |
| | Cook Islands | CKI | | 0. - 4. |

| | Name | Country | Medal | Result |
|---|---|---|---|---|
| Teams Men | **Papua New Guinea** | **PNG** | **Gold** | **4. - 0** |
| | **New Caledonia** | **NCL** | **Silver** | **3. - 1** |
| | **Samoa** | **SAM** | **Bronze** | **2. - 2.** |
| | Fiji | FIJ | | 1. - 2 |
| | Norfolk Is. | NKI | | 0. - 4 |

| | Name | Country | Medal | Result |
|---|---|---|---|---|
| Singles Women | **Naluge Guy** | **Papua New Guinea** | **Gold** | |
| | **Christine Jean** | **New Caledonia** | **Silver** | |
| | **Gina Duong** | **New Caledonia** | **Bronze** | |
| | Imong Brookbank | PNG | 4 | |

| | Name | Country | Medal | Result |
|---|---|---|---|---|
| Singles Men | **Derek Hunter** | **Papua New Guinea** | **Gold** | |
| | **Erick de la Veuve** | **New Caledonia** | **Silver** | |
| | **Damien Tam** | **Papua New Guinea** | **Bronze** | |
| | Warren Yee | Fiji | 4 | |

# Squash - Ladies' Singles

## 6th South Pacific Mini-Games.

| Match | Time | Team A | | | | Team B | | |
|---|---|---|---|---|---|---|---|---|
| 2 | 1 | *Catherine Ben* | | *Win* | *V* | *Alyson Sefo* | | *Win* |
| | | 1 | 9 | 1 | | 1 | 2 | 0 |
| | | 2 | 7 | 0 | | 2 | 9 | 1 |
| | | 3 | 3 | 0 | | 3 | 9 | 1 |
| | | 4 | 9 | 1 | | 4 | 6 | 0 |
| | | 5 | 9 | 1 | | 5 | 4 | 0 |
| | *Winner* *Catherine Ben* | *Total* | 37 | 3 | | *Total* | 30 | 2 |
| 3 | 1 | *Wati Samat* | | *Win* | *V* | *Isabelle Goujon* | | *Win* |
| | | 1 | 9 | 1 | | 1 | 3 | 0 |
| | | 2 | 9 | 1 | | 2 | 7 | 0 |
| | | 3 | 9 | 1 | | 3 | 6 | 0 |
| | | 4 | | 0 | | 4 | | 0 |
| | | 5 | | 0 | | 5 | | 0 |
| | *Winner* *Wati Samat* | *Total* | 27 | 3 | | *Total* | 16 | 0 |
| 4 | 1 | *Rita Morris* | | *Win* | *V* | *Christine Masoe* | | *Win* |
| | | 1 | 2 | 0 | | 1 | 9 | 1 |
| | | 2 | 9 | 1 | | 2 | 3 | 0 |
| | | 3 | 3 | 0 | | 3 | 9 | 1 |
| | | 4 | 3 | 0 | | 4 | 9 | 1 |
| | | 5 | | 0 | | 5 | | 0 |
| | *Winner* *Christine Masoe* | *Total* | 17 | 1 | | *Total* | 30 | 3 |
| 6 | 1 | *Barbara Stubbings* | | *Win* | *V* | *Fiona Manoa* | | *Win* |
| | | 1 | 9 | 1 | | 1 | 2 | 0 |
| | | 2 | 9 | 1 | | 2 | 1 | 0 |
| | | 3 | 9 | 1 | | 3 | 1 | 0 |
| | | 4 | | 0 | | 4 | | 0 |
| | | 5 | | 0 | | 5 | | 0 |
| | *Winner* *Barbara Stubbing* | *Total* | 27 | 3 | | *Total* | 4 | 0 |
| 7 | 1 | *Aiva Wright* | | *Win* | *V* | *Iokapeta Sialava* | | *Win* |
| | | 1 | 9 | 1 | | 1 | 2 | 0 |
| | | 2 | 9 | 1 | | 2 | 1 | 0 |
| | | 3 | 9 | 1 | | 3 | 3 | 0 |
| | | 4 | | 0 | | 4 | | 0 |
| | | 5 | | 0 | | 5 | | 0 |
| | *Winner* *Aiva Wright* | *Total* | 27 | 3 | | *Total* | 6 | 0 |

# Squash - Ladies' Singles

## 6th South Pacific Mini-Games.

| Match | Time | Team A | | | | Team B | | |
|---|---|---|---|---|---|---|---|---|
| 10 | 1 | *Pru Parenga* | | *Win* | *V* | *Christelle Nagel* | | *Win* |
| | | 1 | 1 | 0 | | 1 | 9 | 1 |
| | | 2 | 2 | 0 | | 2 | 9 | 1 |
| | | 3 | 3 | 0 | | 3 | 9 | 1 |
| | | 4 | | 0 | | 4 | | 0 |
| | | 5 | | 0 | | 5 | | 0 |
| | Winner *Christelle Nagle* | Total | 6 | 0 | | Total | 27 | 3 |
| 11 | 1 | *Imong Brooksbank* | | *Win* | *V* | *Wendy Tuara* | | *Win* |
| | | 1 | 10 | 1 | | 1 | 8 | 0 |
| | | 2 | 9 | 1 | | 2 | 2 | 0 |
| | | 3 | 9 | 1 | | 3 | 0 | 0 |
| | | 4 | | 0 | | 4 | | 0 |
| | | 5 | | 0 | | 5 | | 0 |
| | Winner *I. Brookbank* | Total | 28 | 3 | | Total | 10 | 0 |
| 14 | 1 | *Sue Masters* | | *Win* | *V* | *Swaran Prasad* | | *Win* |
| | | 1 | 9 | 1 | | 1 | 1 | 0 |
| | | 2 | 9 | 1 | | 2 | 1 | 0 |
| | | 3 | 9 | 1 | | 3 | 3 | 0 |
| | | 4 | | 0 | | 4 | | 0 |
| | | 5 | | 0 | | 5 | | 0 |
| | Winner *Sue Masters* | Total | 27 | 3 | | Total | 5 | 0 |
| 15 | 1 | *Tina Yansom* | | *Win* | *V* | *Edwina Winchester* | | *Win* |
| | | 1 | 4 | 0 | | 1 | 9 | 1 |
| | | 2 | 10 | 1 | | 2 | 8 | 0 |
| | | 3 | 3 | 0 | | 3 | 9 | 1 |
| | | 4 | 5 | 0 | | 4 | 9 | 1 |
| | | 5 | | 0 | | 5 | | 0 |
| | Winner *Edwina Winches* | Total | 22 | 1 | | Total | 35 | 3 |
| 17 | 1 | *Guy Naluge* | | *Win* | *V* | *Catherine Ben* | | *Win* |
| | | 1 | 9 | 1 | | 1 | 0 | 0 |
| | | 2 | 9 | 1 | | 2 | 2 | 0 |
| | | 3 | 9 | 1 | | 3 | 1 | 0 |
| | | 4 | | 0 | | 4 | | 0 |
| | | 5 | | 0 | | 5 | | 0 |
| | Winner *Naluge Guy* | Total | 27 | 3 | | Total | 3 | 0 |

# Squash - Ladies' Singles

## 6th South Pacific Mini-Games.

| Match | Time | Team A | | | | Team B | | |
|---|---|---|---|---|---|---|---|---|
| 18 | 1 | Wati Samat | | Win | V | Christine Masoe | | Win |
| | | 1 | 9 | 1 | | 1 | 1 | 0 |
| | | 2 | 9 | 1 | | 2 | 0 | 0 |
| | | 3 | 9 | 1 | | 3 | 0 | 0 |
| | | 4 | | 0 | | 4 | | 0 |
| | | 5 | | 0 | | 5 | | 0 |
| Winner | Wati Samat | Total | 27 | 3 | | Total | 1 | 0 |
| 19 | 1 | Gina Duong | | Win | V | Barbara Stubbings | | Win |
| | | 1 | 9 | 1 | | 1 | 4 | 0 |
| | | 2 | 9 | 1 | | 2 | 4 | 0 |
| | | 3 | 9 | 1 | | 3 | 7 | 0 |
| | | 4 | | 0 | | 4 | | 0 |
| | | 5 | | 0 | | 5 | | 0 |
| Winner | Gina Duong | Total | 27 | 3 | | Total | 15 | 0 |
| 20 | 1 | Aiva Wright | | Win | V | Bernadette Raffe | | Win |
| | | 1 | | 0 | | 1 | | 0 |
| | | 2 | | 0 | | 2 | | 0 |
| | | 3 | | 0 | | 3 | | 0 |
| | | 4 | | 0 | | 4 | | 0 |
| | | 5 | | 0 | | 5 | | 0 |
| Winner | Avia Wright | Total | 0 | 0 | | Total | 0 | 0 |
| 21 | 1 | Wati Green | | Win | V | Christelle Nagle | | Win |
| | | 1 | 9 | 1 | | 1 | 4 | 0 |
| | | 2 | 6 | 0 | | 2 | 9 | 1 |
| | | 3 | 6 | 0 | | 3 | 9 | 1 |
| | | 4 | 9 | 1 | | 4 | 6 | 0 |
| | | 5 | 9 | 1 | | 5 | 4 | 0 |
| Winner | Wati Green | Total | 39 | 3 | | Total | 32 | 2 |
| 22 | 1 | I. Brookbank | | Win | V | Debby Adams | | Win |
| | | 1 | 9 | 1 | | 1 | 5 | 0 |
| | | 2 | 9 | 1 | | 2 | 2 | 0 |
| | | 3 | 5 | 0 | | 3 | 9 | 1 |
| | | 4 | 9 | 1 | | 4 | 5 | 0 |
| | | 5 | | 0 | | 5 | | 0 |
| Winner | I. Brookbank | Total | 32 | 3 | | Total | 21 | 1 |

# Squash - Ladies' Singles

## 6th South Pacific Mini-Games.

| Match | Time | Team A | | | | Team B | | |
|---|---|---|---|---|---|---|---|---|
| 23 | 1 | *Agnes Dekok* | | *Win* | *V* | *Sue Masters* | | *Win* |
| | | 1 | 9 | 1 | | 1 | 5 | 0 |
| | | 2 | 9 | 1 | | 2 | 2 | 0 |
| | | 3 | 9 | 1 | | 3 | 0 | 0 |
| | | 4 | | 0 | | 4 | | 0 |
| | | 5 | | 0 | | 5 | | 0 |
| *Winner* | *Agnes Dekok* | *Total* | 27 | 3 | | *Total* | 7 | 0 |
| 24 | 1 | *Edwina Winchester* | | *Win* | *V* | *Christine Jean* | | *Win* |
| | | 1 | 4 | 0 | | 1 | 9 | 1 |
| | | 2 | 4 | 0 | | 2 | 9 | 1 |
| | | 3 | 1 | 0 | | 3 | 9 | 1 |
| | | 4 | | 0 | | 4 | | 0 |
| | | 5 | | 0 | | 5 | | 0 |
| *Winner* | *Christine Jean* | *Total* | 9 | 0 | | *Total* | 27 | 3 |
| 25 | 1 | *Naluge Guy* | | *Win* | *V* | *Wati Samat* | | *Win* |
| | | 1 | 9 | 1 | | 1 | 3 | 0 |
| | | 2 | 9 | 1 | | 2 | 2 | 0 |
| | | 3 | 9 | 1 | | 3 | 0 | 0 |
| | | 4 | | 0 | | 4 | | 0 |
| | | 5 | | 0 | | 5 | | 0 |
| *Winner* | *Naluge Guy* | *Total* | 27 | 3 | | *Total* | 5 | 0 |
| 26 | 1 | *Gina Duong* | | *Win* | *V* | *Avia Wright* | | *Win* |
| | | 1 | 9 | 1 | | 1 | 5 | 0 |
| | | 2 | 9 | 1 | | 2 | 0 | 0 |
| | | 3 | 9 | 1 | | 3 | 1 | 0 |
| | | 4 | | 0 | | 4 | | 0 |
| | | 5 | | 0 | | 5 | | 0 |
| *Winner* | *Gina Duong* | *Total* | 27 | 3 | | *Total* | 6 | 0 |
| 27 | 1 | *Wati Green* | | *win* | *V* | *I. Brookbank* | | *Win* |
| | | 1 | 0 | 0 | | 1 | 9 | 1 |
| | | 2 | 1 | 0 | | 2 | 9 | 1 |
| | | 3 | 3 | 0 | | 3 | 9 | 1 |
| | | 4 | | 0 | | 4 | | 0 |
| | | 5 | | 0 | | 5 | | 0 |
| *Winner* | *I. Brookbank* | *Total* | 4 | 0 | | *Total* | 27 | 3 |

# Squash - Ladies' Singles

## 6th South Pacific Mini-Games.

| Match | Time | Team A | | | | Team B | | |
|---|---|---|---|---|---|---|---|---|
| 28 | 1 | Agnes Dekok | | Win | V | Christine Jean | | Win |
| | | 1 | 9 | 1 | | 1 | 7 | 0 |
| | | 2 | 9 | 1 | | 2 | 7 | 0 |
| | | 3 | 6 | 0 | | 3 | 9 | 1 |
| | | 4 | 6 | 0 | | 4 | 9 | 1 |
| | | 5 | 0 | 0 | | 5 | 9 | 1 |
| Winner | Christine Jean | Total | 30 | 2 | | Total | 41 | 3 |

| | | | | | | | | |
|---|---|---|---|---|---|---|---|---|
| 29 | 1 | Naluge Guy | | Win | V | Gina Duong | | Win |
| | | 1 | 9 | 1 | | 1 | 2 | 0 |
| | | 2 | 9 | 1 | | 2 | 1 | 0 |
| | | 3 | 9 | 1 | | 3 | 3 | 0 |
| | | 4 | | 0 | | 4 | | 0 |
| Loser | Gina Duong | 5 | | 0 | | 5 | | 0 |
| Winner | Naluge Guy | Total | 27 | 3 | | Total | 6 | 0 |

| | | | | | | | | |
|---|---|---|---|---|---|---|---|---|
| 30 | 1 | I. Brookbank | | Win | V | Christine Jean | | Win |
| | | 1 | 3 | 0 | | 1 | 9 | 1 |
| | | 2 | 5 | 0 | | 2 | 9 | 1 |
| | | 3 | 4 | 0 | | 3 | 9 | 1 |
| | | 4 | | 0 | | 4 | | 0 |
| Loser | I Brookbank | 5 | | 0 | | 5 | | 0 |
| Winner | Christine Jean | Total | 12 | 0 | | Total | 27 | 3 |

| | | | | | | | | |
|---|---|---|---|---|---|---|---|---|
| 31 | 1 | Gina Duong | | Win | V | I Brookbank | | Win |
| | | 1 | 9 | 1 | | 1 | 4 | 0 |
| | | 2 | 9 | 1 | | 2 | 0 | 0 |
| | | 3 | 9 | 1 | | 3 | 7 | 0 |
| | | 4 | | 0 | | 4 | | 0 |
| | | 5 | | 0 | | 5 | | 0 |
| Winner | Gina Duong -NC | Total | 27 | 3 | | Total | 11 | 0 |

| | | | | | | | | |
|---|---|---|---|---|---|---|---|---|
| 32 | 1 | Naluge Guy | | Win | V | Christine Jean | | Win |
| | | 1 | 9 | 1 | | 1 | 2 | 0 |
| | | 2 | 9 | 1 | | 2 | 2 | 0 |
| | | 3 | 9 | 1 | | 3 | 2 | 0 |
| | | 4 | | 0 | | 4 | | 0 |
| | | 5 | | 0 | | 5 | | 0 |
| Winner | Naluge Guy - PN | Total | 27 | 3 | | Total | 6 | 0 |

# SQUASH - Ladies Singles

ith Mini South Pacific Games

| | Quarter Finals | SEMI FINALS | FINALS | |
|---|---|---|---|---|
| M 1: Guy Naluge 0 / Bye 0 | Guy Naluge 3 | | | |
| M 17 | Naluge Guy 3 | | | |
| M 2: Catherine Ben 3 / Alyson Sefo 2 | Catherine Ben 0 | | | |
| M 25 | | Naluge Guy 3 | | |
| M 3: Wati Samat 3 / Isabelle Goujon 0 | Wati Samat 3 | | | |
| M 18 | Wati Samat 0 | | | |
| M 4: Rita Morris 1 / Christine Masoe 3 | Christine Masoe 0 | | | |
| | | | Naluge Guy 3 | |
| M 29 | | | | |
| M 5: Gina Duong 0 / Bye 0 | Gina Duong 3 | | | |
| M 19 | Gina Duong 3 | | | |
| M 6: Barbara Stubbings 3 / Fiona Manoa 0 | Barbara Stubbings 0 | | | |
| M 26 | | Gina Duong 0 | | |
| M 7: Alva Wright 3 / Iokapeta Sialava 0 | Alva Wright 0 | | | |
| M 20 | Avia Wright 0 | | | |
| M 8: Bye 0 / Bernadette Raffe 0 | Bernadette Raffe 0 | | | |
| | | | | Naluge Guy - PNG |
| M 32 | | | | Gold Medal |
| M 9: Wati Green 0 / Bye 0 | Wati Green 3 | | | |
| M 21 | Wati Green 0 | | | |
| M 10: Pru Paranga 0 / Christelle Nagel 3 | Christelle Nagle 2 | | | |
| M 27 | | I. Brookbank 0 | | |
| M 11: Imong Brookbank 3 / Wendy Tuara 0 | I. Brookbank 3 | | | |
| M 22 | I. Brookbank 3 | | | |
| M 12: Bye 0 / Debby Adams 0 | Debby Adams 1 | | | |
| | | | Christine Jean 0 | |
| M 30 | | | | |
| M 13: Agnes Dekok 0 / Bye 0 | Agnes Dekok 3 | | | |
| M 23 | Agnes Dekok 2 | | | |
| M 14: Sue Masters 3 / Swaran Prasad 0 | Sue Masters 0 | | | |
| M 28 | | Christine Jean 3 | | |
| M 15: Tina Yanom 1 / Edwina Winchester 3 | Edwina Winchester 0 | | | |
| | | | Gina Duong 3 | |
| M 31 | | | | Gina Duong -NCL |
| M 24 | Christine Jean 3 | | I Brookbank 0 | Bronze Medal |
| M 16: Bye 0 / Christine Jean 0 | Christine Jean 3 | | | |

# Squash - Men's Singles

6th South Pacific Mini-Games.

| Match | Time | Team A | | | | Team B | | |
|---|---|---|---|---|---|---|---|---|
| 2 | 1 | Bob Kemp | | Win | V | William Rankin | | Win |
| | | 1 | 0 | 0 | | 1 | 9 | 1 |
| | | 2 | 4 | 0 | | 2 | 9 | 1 |
| | | 3 | 0 | 0 | | 3 | 9 | 1 |
| | | 4 | | 0 | | 4 | | 0 |
| | | 5 | | 0 | | 5 | | 0 |
| | Winner William Rankin | Total | 4 | 0 | | Total | 27 | 3 |
| 10 | 1 | Paul Speedy | | Win | V | Adon Butterfield | | Win |
| | | 1 | 9 | 1 | | 1 | 5 | 0 |
| | | 2 | 9 | 1 | | 2 | 1 | 0 |
| | | 3 | 9 | 1 | | 3 | 6 | 0 |
| | | 4 | | 0 | | 4 | | 0 |
| | | 5 | | 0 | | 5 | | 0 |
| | Winner Paul Speedy | Total | 27 | 3 | | Total | 12 | 0 |
| 15 | 1 | Gabriel Lumon | | Win | V | Steve Nobbs | | Win |
| | | 1 | 9 | 1 | | 1 | 0 | 0 |
| | | 2 | 9 | 1 | | 2 | 3 | 0 |
| | | 3 | 9 | 1 | | 3 | 7 | 0 |
| | | 4 | | 0 | | 4 | | 0 |
| | | 5 | | 0 | | 5 | | 0 |
| | Winner Gabriel Lumon | Total | 27 | 3 | | Total | 10 | 0 |
| 17 | 1 | Derek Hunter | | Win | V | William Rankin | | Win |
| | | 1 | 9 | 1 | | 1 | 7 | 0 |
| | | 2 | 9 | 1 | | 2 | 6 | 0 |
| | | 3 | 9 | 1 | | 3 | 0 | 0 |
| | | 4 | | 0 | | 4 | | 0 |
| | | 5 | | 0 | | 5 | | 0 |
| | Winner Derek Hunter | Total | 27 | 3 | | Total | 13 | 0 |
| 18 | 1 | Lakesh Kumar | | Win | V | Robert Stirrup | | Win |
| | | 1 | 4 | 0 | | 1 | 9 | 1 |
| | | 2 | 9 | 1 | | 2 | 6 | 0 |
| | | 3 | 6 | 0 | | 3 | 9 | 1 |
| | | 4 | 1 | 0 | | 4 | 9 | 1 |
| | | 5 | | 0 | | 5 | | 0 |
| | Winner Robert Stirrup | Total | 20 | 1 | | Total | 33 | 3 |

# Squash - Men's Singles

## 6th South Pacific Mini-Games.

| Match | Time | Team A | | | | Team B | | |
|---|---|---|---|---|---|---|---|---|
| 19 | 1 | *Laurent Guepy* | | *Win* | *V* | *Sonal Migra* | | *Win* |
| | | 1 | 9 | 1 | | 1 | 5 | 0 |
| | | 2 | 9 | 1 | | 2 | 2 | 0 |
| | | 3 | 9 | 1 | | 3 | 2 | 0 |
| | | 4 | | 0 | | 4 | | 0 |
| | | 5 | | 0 | | 5 | | 0 |
| | Winner *Laurent Guepy* | Total | 27 | 3 | | Total | 9 | 0 |
| 20 | 1 | *Joe Yominao* | | *Win* | *V* | *Warren Yee* | | *Win* |
| | | 1 | 0 | 0 | | 1 | 9 | 1 |
| | | 2 | 0 | 0 | | 2 | 9 | 1 |
| | | 3 | 5 | 0 | | 3 | 9 | 1 |
| | | 4 | | 0 | | 4 | | 0 |
| | | 5 | | 0 | | 5 | | 0 |
| | Winner *Warren Yee* | Total | 5 | 0 | | Total | 27 | 3 |
| 21 | 1 | *Tui Tuakeu* | | *Win* | *V* | *Paul Speedy* | | *Win* |
| | | 1 | 3 | 0 | | 1 | 9 | 1 |
| | | 2 | 9 | 1 | | 2 | 3 | 0 |
| | | 3 | 9 | 1 | | 3 | 2 | 0 |
| | | 4 | 10 | 1 | | 4 | 8 | 0 |
| | | 5 | | 0 | | 5 | | 0 |
| | Winner *Tui Tuakeu* | Total | 31 | 3 | | Total | 22 | 1 |
| 22 | 1 | *M. Christian-Bailey* | | *Win* | *V* | *Damian Tam* | | *Win* |
| | | 1 | 4 | 0 | | 1 | 9 | 1 |
| | | 2 | 3 | 0 | | 2 | 9 | 1 |
| | | 3 | 0 | 0 | | 3 | 9 | 1 |
| | | 4 | | 0 | | 4 | | 0 |
| | | 5 | | 0 | | 5 | | 0 |
| | Winner *Damian Tam* | Total | 7 | 0 | | Total | 27 | 3 |
| 23 | 1 | *Duncan Gray* | | *Win* | *V* | *Danial Lal* | | *Win* |
| | | 1 | 9 | 1 | | 1 | 3 | 0 |
| | | 2 | 9 | 1 | | 2 | 2 | 0 |
| | | 3 | 9 | 1 | | 3 | 1 | 0 |
| | | 4 | | 0 | | 4 | | 0 |
| | | 5 | | 0 | | 5 | | 0 |
| | Winner *Duncan Gray* | Total | 27 | 3 | | Total | 6 | 0 |

# Squash - Men's Singles

## 6th South Pacific Mini-Games.

| Match | Time | Team A | | | | Team B | | |
|---|---|---|---|---|---|---|---|---|
| 24 | 1 | *Gabriel Lumon* | | *Win* | *V* | *Emerick de la Veuve* | | *Win* |
| | | 1 | 0 | 0 | | 1 | 9 | 1 |
| | | 2 | 3 | 0 | | 2 | 9 | 1 |
| | | 3 | 7 | 0 | | 3 | 9 | 1 |
| | | 4 | | 0 | | 4 | | 0 |
| | | 5 | | 0 | | 5 | | 0 |
| | Winner *E. de la Veuve* | Total | 10 | 0 | | Total | 27 | 3 |
| 25 | 1 | *Derek Hunter* | | *Win* | *V* | *Robert Stirrup* | | *Win* |
| | | 1 | 9 | 1 | | 1 | 2 | 0 |
| | | 2 | 9 | 1 | | 2 | 0 | 0 |
| | | 3 | 9 | 1 | | 3 | 0 | 0 |
| | | 4 | | 0 | | 4 | | 0 |
| | | 5 | | 0 | | 5 | | 0 |
| | Winner *Derek Hunter* | Total | 27 | 3 | | Total | 2 | 0 |
| 26 | 1 | *Laurent Guepy* | | *Win* | *V* | *Warren Yee* | | *Win* |
| | | 1 | 2 | 0 | | 1 | 9 | 1 |
| | | 2 | 4 | 0 | | 2 | 9 | 1 |
| | | 3 | 9 | 1 | | 3 | 5 | 0 |
| | | 4 | 4 | 0 | | 4 | 9 | 1 |
| | | 5 | | 0 | | 5 | | 0 |
| | Winner *Warren Yee* | Total | 19 | 1 | | Total | 32 | 3 |
| 27 | 1 | *Tui Tuakeu* | | *win* | *V* | *Damian Tam* | | *Win* |
| | | 1 | 2 | 0 | | 1 | 9 | 1 |
| | | 2 | 1 | 0 | | 2 | 9 | 1 |
| | | 3 | 2 | 0 | | 3 | 9 | 1 |
| | | 4 | | 0 | | 4 | | 0 |
| | | 5 | | 0 | | 5 | | 0 |
| | Winner *Daniel Tam* | Total | 5 | 0 | | Total | 27 | 3 |
| 28 | 1 | *Duncan Gray* | | *Win* | *V* | *E. de la Veuve* | | *Win* |
| | | 1 | 4 | 0 | | 1 | 9 | 1 |
| | | 2 | 6 | 0 | | 2 | 9 | 1 |
| | | 3 | 0 | 0 | | 3 | 9 | 1 |
| | | 4 | | 0 | | 4 | | 0 |
| | | 5 | | 0 | | 5 | | 0 |
| | Winner *E. De La Veuve* | Total | 10 | 0 | | Total | 27 | 3 |

# Squash - Men's Singles

## 6th South Pacific Mini-Games.

| Match | Time | | Team A | | | | Team B | | |
|---|---|---|---|---|---|---|---|---|---|
| 29 | 1 | | Derek Hunter | | Win | V | Warren Yee | | Win |
| | | | 1 | 9 | 1 | | 1 | 1 | 0 |
| | | | 2 | 9 | 1 | | 2 | 3 | 0 |
| | | | 3 | 9 | 1 | | 3 | 4 | 0 |
| | | | 4 | | 0 | | 4 | | 0 |
| | Loser | Warren Yee | 5 | | 0 | | 5 | | 0 |
| | Winner | Derek Hunter | Total | 27 | 3 | | Total | 8 | 0 |
| 30 | 1 | | Daniel Tam | | Win | V | E. De La Veuve | | Win |
| | | | 1 | 1 | 0 | | 1 | 9 | 1 |
| | | | 2 | 3 | 0 | | 2 | 9 | 1 |
| | | | 3 | 6 | 0 | | 3 | 9 | 1 |
| | | | 4 | | 0 | | 4 | | 0 |
| | Loser | Daniel Tam | 5 | | 0 | | 5 | | 0 |
| | Winner | E. DeLa Veuve | Total | 10 | 0 | | Total | 27 | 3 |
| 31 | 1 | | Warren Yee | | Win | V | Daniel Tam | | Win |
| | | | 1 | 1 | 0 | | 1 | 9 | 1 |
| | | | 2 | 8 | 0 | | 2 | 10 | 1 |
| | | | 3 | 8 | 0 | | 3 | 10 | 1 |
| | | | 4 | | 0 | | 4 | | 0 |
| | | | 5 | | 0 | | 5 | | 0 |
| | Winner | Daniel Tam - PNG | Total | 17 | 0 | | Total | 29 | 3 |
| 32 | 1 | | Derek Hunter | | Win | V | E. DeLa Veuve | | Win |
| | | | 1 | 10 | 1 | | 1 | 8 | 0 |
| | | | 2 | 9 | 1 | | 2 | 1 | 0 |
| | | | 3 | 9 | 1 | | 3 | 0 | 0 |
| | | | 4 | | 0 | | 4 | | 0 |
| | | | 5 | | 0 | | 5 | | 0 |
| | Winner | Derek Hunter - PN | Total | 28 | 3 | | Total | 9 | 0 |

# SQUASH - Men's Singles

6th Mini South Pacific Games

| Match | Quarter Finals | SEMI FINALS | FINALS |
|---|---|---|---|
| M 1 | Derek Hunter 0 / Bye 0 | Derek Hunter 3 | Derek Hunter 3 |
| M 2 | Bob Kemp 0 / William Rankin 3 | William Rankin 0 | |
| M 3 | Lakesh Kumar 0 / Bye 0 | Lakesh Kumar 1 | Robert Stirrup 0 |
| M 4 | Bye 0 / Robert Stirrup 0 | Robert Stirrup 3 | |
| M 5 | Laurent Guepy 0 / Bye 0 | Laurent Guepy 3 | Laurent Guepy 1 |
| M 6 | Bye 0 / Sonal Migra 0 | Sonal Migra 0 | |
| M 7 | Joe Yominao 0 / Bye 0 | Joe Yominao 0 | Warren Yee 3 |
| M 8 | Bye 0 / Warren Yee 0 | Warren Yee 3 | |
| M 9 | Tui Tuakeu 0 / Bye 0 | Tui Tuakeu 3 | Tui Tuakeu 0 |
| M 10 | Paul Speedy 3 / Adon Butterfield 0 | Paul Speedy 1 | |
| M 11 | Mathew Christian Bailey 0 / Bye 0 | M. Christian-Bailey 0 | Damian Tam 3 |
| M 12 | Bye 0 / Damian Tam 0 | Damian Tam 3 | |
| M 13 | Duncan Gray 0 / Bye 0 | Duncan Gray 3 | Duncan Gray 0 |
| M 14 | Bye 0 / Danial Lal 0 | Danial Lal 0 | |
| M 15 | Gabriel Lumon 3 / Steve Nobbs 0 | Gabriel Lumon 0 | E. de la Veuve 3 |
| M 16 | Bye 0 / Emerick de la Veuve 0 | Emerick de la Veuve 3 | |

| Match | Quarter Finals | SEMI FINALS | FINALS |
|---|---|---|---|
| M 17 | Derek Hunter 3 | Derek Hunter 3 | Derek Hunter 3 |
| M 18 | Robert Stirrup 0 | | |
| M 19 | Laurent Guepy 1 | Warren Yee 0 | |
| M 20 | Warren Yee 3 | | |
| M 21 | Tui Tuakeu 0 | Daniel Tam 0 | |
| M 22 | Damian Tam 3 | | |
| M 23 | Duncan Gray 0 | E. De La Veuve 3 | |
| M 24 | E. de la Veuve 3 | | |

| Match | Quarter Finals | SEMI FINALS | FINALS |
|---|---|---|---|
| M 25 | Derek Hunter 3 | Derek Hunter 3 | Derek Hunter 3 |
| M 26 | Warren Yee 3 | | |
| M 27 | Damian Tam 3 | | |
| M 28 | E. de la Veuve 3 | | |
| M 29 | Warren Yee 0 | | |
| M 30 | E. DeLa Veuve 0 | | |
| M 31 | Warren Yee 0 / Daniel Tam 3 | | |
| M 32 | Daniel Tam 3 | | |

| Match | Quarter Finals | SEMI FINALS | FINALS |
|---|---|---|---|
| M 32 | Derek Hunter 3 | Derek Hunter - PNG | Gold Medal |
| M 31 | Daniel Tam 3 | Daniel Tam - PNG | Bronze Medal |

# Squash - Ladies Team Event

## 6th South Pacific Mini Games

### Round One

| | | | | |
|---|---|---|---|---|
| Cook Is. | | V | Bye | |
| Fiji | 1 | V | N. Caledonia | 3 |
| Samoa | 1 | V | P.N.G. | 3 |

### Round Two

| | | | | |
|---|---|---|---|---|
| Cook Is. | 1 | V | N. Caledonia | 3 |
| Bye | | V | P.N.G. | |
| Fiji | 1 | V | Samoa | 3 |

### Round Four

| | | | | |
|---|---|---|---|---|
| Cook Is. | | V | P.N.G. | 4 |
| N. Caledonia | 3 | V | Samoa | 1 |
| Bye | | V | Fiji | |

### Round Three

| | | | | |
|---|---|---|---|---|
| Cook Is. | 1 | V | Samoa | 3 |
| P.N.G. | 3 | V | Fiji | 1 |
| N. Caledonia | | V | Bye | |

### Round Five

| | | | | |
|---|---|---|---|---|
| Cook Is. | 1 | V | Fiji | 3 |
| Samoa | | V | Bye | |
| P.N.G. | 2 | V | N. Caledonia | 2 |

| Team | Win | Loss | For | Against | % | Points |
|---|---|---|---|---|---|---|
| Cook Is. | | 4 | 3 | 13 | 23 | 3 |
| Fiji | 1 | 3 | 6 | 10 | 60 | 8 |
| Samoa | 2 | 2 | 8 | 8 | 100 | 12 |
| P.N.G. | 4 | | 12 | 4 | 300 | 20 |
| N. Caledonia | 3 | 1 | 11 | 5 | 220 | 17 |
| Bye | | | | | | |

| | |
|---|---|
| First | Papua N.G. |
| Second | New Caledonia |
| Third | Samoa |
| Fourth | Fiji |
| Fifth | Cook Islands |

| | |
|---|---|
| Gold | Papua N.G. |
| Silver | New Caledonia |
| Bronze | Samoa |

As at....12/13/01, 11:17 PM.

# Women's Team Squash

## 6th Mini South Pacific Games

| Match | Rubber | Team A | Set | Win | V | Team B | Set | Win |
|---|---|---|---|---|---|---|---|---|
| 1 | Singles 1 | New Caledonia | 9 | 1 | V | Fiji | 3 | |
| | Christine Jean | | 9 | 1 | V | Wati Green | 1 | |
| | | | 9 | 1 | V | | 0 | |
| | | | | | V | | | |
| | | | | | V | | | |
| | | Total | 27 | 3 | V | | 4 | |
| | Singles 2 | New Caledonia | 9 | 1 | V | Fiji | 4 | |
| | Gina Duong | | 9 | 1 | V | Wani Samat | 4 | |
| | | | 9 | 1 | V | | 0 | |
| | | | | | V | | | |
| | | | | | V | | | |
| | | Total | 27 | 3 | V | | 8 | |
| | Singles 3 | New Caledonia | 8 | | V | Fiji | 10 | 1 |
| | Christelle Nagle | | 9 | 1 | V | Rita Morris | 1 | |
| | | | 9 | 1 | V | | 0 | |
| | | | 9 | 1 | V | | 5 | |
| | | | | | V | | | |
| | | Total | 35 | 3 | V | | 16 | 1 |
| | Singles 4 | New Caledonia | 7 | | V | Fiji | 9 | 1 |
| | Isabelle Goujon | | 0 | | V | Swaran Prasad | 9 | 1 |
| | | | 6 | | V | | 9 | 1 |
| | | | | | V | | | |
| | | | | | V | | | |
| | | Total | 13 | | V | | 27 | 3 |
| Winner | New Caledonia | | 3 | 9 | 102 | 1 | 4 | 55 |

| Match | Rubber | Team A | Set | Win | V | Team B | Set | Win |
|---|---|---|---|---|---|---|---|---|
| 2 | Singles 1 | Samoa | 0 | | V | P.N.G. | 9 | 1 |
| | Chriarinna Masoe | | 0 | | V | Naluge Guy | 9 | 1 |
| | | | 0 | | V | | 9 | 1 |
| | | | | | V | | | |
| | | | | | V | | | |
| | | Total | 0 | | V | | 27 | 3 |
| | Singles 2 | Samoa | 5 | | V | P.N.G. | 9 | 1 |
| | Agnes Dekok | | 9 | 1 | V | Imong Brooksbank | 7 | |
| | | | 7 | | V | | 9 | 1 |
| | | | 10 | 1 | V | | 8 | |
| | | | 9 | 1 | V | | 7 | |
| | | Total | 40 | 3 | V | | 40 | 2 |
| | Singles 3 | Samoa | 9 | 1 | V | P.N.G. | 0 | |
| | Iokapeta Sialava | | 4 | | V | Barbara Stubbings | 9 | 1 |
| | | | 0 | | V | | 9 | 1 |
| | | | 0 | | V | | 9 | 1 |
| | | | | | V | | | |
| | | Total | 13 | 1 | V | | 27 | 3 |
| | Singles 4 | Samoa | 3 | | V | P.N.G. | 9 | 1 |
| | Alyson Sefo | | 9 | 1 | V | Tina Yansom | 6 | |
| | | | 5 | | V | | 9 | 1 |
| | | | 0 | | V | | 9 | 1 |
| | | | | | V | | | |
| | | Total | 17 | 1 | V | | 33 | 3 |
| Winner | | P.N.G. | 1 | 5 | 70 | 3 | 11 | 127 |

# Women's Team Squash

## 6th Mini South Pacific Games

| Match | Rubber | Team A | Set | Win | V | Team B | Set | Win |
|---|---|---|---|---|---|---|---|---|
| 4 | Singles 1 | Fiji | 9 | 1 | V | Samoa | 0 | |
| | Wati Green | | 9 | 1 | V | Christiana Masoe | 2 | |
| | | | 7 | | V | | 9 | 1 |
| | | | 9 | 1 | V | | 5 | |
| | | | | | V | | | |
| | | Total | 34 | 3 | V | | 16 | 1 |
| | Singles 2 | Fiji | 2 | | V | Samoa | 9 | 1 |
| | Wani Samat | | 8 | | V | Anges Dekok | 10 | 1 |
| | | | 3 | | V | | 9 | 1 |
| | | | | | V | | | |
| | | | | | V | | | |
| | | Total | 13 | | V | | 28 | 3 |
| | Singles 3 | Fiji | 1 | | V | Samoa | 9 | 1 |
| | Rita Morris | | 0 | | V | Iokapeta Sialava | 9 | 1 |
| | | | 10 | 1 | V | | 9 | |
| | | | 9 | 1 | V | | 0 | |
| | | | 4 | | V | | 9 | 1 |
| | | Total | 24 | 2 | V | | 36 | 3 |
| | Singles 4 | Fiji | 1 | | V | Samoa | 9 | 1 |
| | Swaran Prasad | | 1 | | V | Alyson Sefo | 9 | 1 |
| | | | 0 | | V | | 9 | 1 |
| | | | | | V | | | |
| | | | | | V | | | |
| | | Total | 2 | | V | | 27 | 3 |
| **Winner** | | Samoa | 1 | 5 | 73 | 3 | 10 | 107 |

| Match | Rubber | Team A | Set | Win | V | Team B | Set | Win |
|---|---|---|---|---|---|---|---|---|
| 5 | Singles 1 | New Caledonia | 9 | 1 | V | Cook Is. | 3 | |
| | | Christine Jean | 9 | 1 | V | Burnadette Raffe | 2 | |
| | | | 9 | 1 | V | | 0 | |
| | | | | | V | | | |
| | | | | | V | | | |
| | | Total | 27 | 3 | V | | 5 | |
| | Singles 2 | New Caledonia | 9 | 1 | V | Cook Is. | 0 | |
| | | Gina Duong | 9 | 1 | V | Sue Masters | 0 | |
| | | | 9 | 1 | V | | 4 | |
| | | | | | V | | | |
| | | | | | V | | | |
| | | Total | 27 | 3 | V | | 4 | |
| | Singles 3 | New Caledonia | 9 | 1 | V | Cook Is. | 5 | |
| | | Christelle Nagle | 9 | 1 | V | Catherine Ben | 2 | |
| | | | 9 | 1 | V | | 5 | |
| | | | | | V | | | |
| | | | | | V | | | |
| | | Total | 27 | 3 | V | | 12 | |
| | Singles 4 | New Caledonia | 2 | | V | Cook Is. | 9 | 1 |
| | | Isabelle Goujon | 5 | | V | Edwina Manchester | 9 | 1 |
| | | | 0 | | V | | 9 | 1 |
| | | | | | V | | | |
| | | | | | V | | | |
| | | Total | 7 | | V | | 27 | 3 |
| **Winner** | | **New Caledonia** | 3 | 9 | 88 | 1 | 3 | 48 |

# Women's Team Squash

## 6th Mini South Pacific Games

| Match | Rubber | Team A | Set | Win | V | Team B | Set | Win |
|---|---|---|---|---|---|---|---|---|
| 7 | Singles 1 | Fiji | 1 | | V | P.N.G. | 9 | 1 |
| | Wati Green | | 0 | | V | Naluge Guy | 9 | 1 |
| | | | 2 | | V | | 9 | 1 |
| | | | | | V | | | |
| | | | | | V | | | |
| | | Total | 3 | | V | | 27 | 3 |
| | Singles 2 | Fiji | 7 | | V | P.N.G. | 9 | 1 |
| | Wani Samat | | 3 | | V | Barbara Stubbings | 9 | 1 |
| | | | 8 | | V | | 9 | 1 |
| | | | | | V | | | |
| | | | | | V | | | |
| | | Total | 18 | | V | | 27 | 3 |
| | Singles 3 | Fiji | 1 | | V | P.N.G. | 9 | 1 |
| | Rita Morris | | 5 | | V | Tina Yansom | 9 | 1 |
| | | | 9 | 1 | V | | 6 | |
| | | | 9 | 1 | V | | 4 | |
| | | | 9 | 1 | V | | 5 | |
| | | Total | 33 | 3 | V | | 33 | 2 |
| | Singles 4 | Fiji | 1 | | V | P.N.G. | 9 | 1 |
| | Swaran Prasad | | 9 | 1 | V | Avia Wright | 7 | |
| | | | 0 | | V | | 9 | 1 |
| | | | 2 | | V | | 9 | 1 |
| | | | | | V | | | |
| | | Total | 12 | 1 | V | | 34 | 3 |
| Winner | PNG | | 1 | 4 | 66 | 3 | 11 | 121 |

| Match | Rubber | Team A | Set | Win | V | Team B | Set | Win |
|---|---|---|---|---|---|---|---|---|
| 8 | Singles 1 | Cook Is. | 7 | | V | Samoa | 9 | 1 |
| | Bernadette Raffe | | 9 | 1 | V | Christiana Masoe | 6 | |
| | | | 9 | 1 | V | | 5 | |
| | | | 9 | 1 | V | | 4 | |
| | | | | | V | | | |
| | | Total | 34 | 3 | V | | 24 | 1 |
| | Singles 2 | Cook Is. | 4 | | V | Samoa | 9 | 1 |
| | Sue Masters | | 4 | | V | Agnes Dekok | 9 | 1 |
| | | | 3 | | V | | 9 | 1 |
| | | | | | V | | | |
| | | | | | V | | | |
| | | Total | 11 | | V | | 27 | 3 |
| | Singles 3 | Cook Is. | 6 | | V | Samoa | 9 | 1 |
| | Catherine Ben | | 9 | | V | Iokapeta Sialava | 10 | 1 |
| | | | 0 | | V | | 9 | 1 |
| | | | | | V | | | |
| | | | | | V | | | |
| | | Total | 15 | | V | | 28 | 3 |
| | Singles 4 | Cook Is. | 9 | 1 | V | Samoa | 3 | |
| | Wendy Tuara | | 6 | | V | Alyson Sefo | 9 | 1 |
| | | | 5 | | V | | 9 | 1 |
| | | | 6 | | V | | 9 | 1 |
| | | | | | V | | | |
| | | Total | 26 | 1 | V | | 30 | 3 |
| Winner | Samoa | | 1 | 4 | 86 | 3 | 10 | 109 |

# Women's Team Squash

## 6th Mini South Pacific Games

| Match | Rubber | Team A | Set | Win | V | Team B | Set | Win |
|---|---|---|---|---|---|---|---|---|
| 10 | Singles 1 | Samoa | 3 | | V | New Caledonia | 9 | 1 |
| | Christiana Masoe | | 1 | | V | Christine Jean | 9 | 1 |
| | | | 2 | | V | | 9 | 1 |
| | | | | | V | | | |
| | | | | | V | | | |
| | | Total | 6 | | V | | 27 | 3 |
| | Singles 2 | Samoa | 0 | | V | New Caledonia | 9 | 1 |
| | Agnes Dekok | | 0 | | V | Gina Duong | 9 | 1 |
| | | | 0 | | V | | 9 | 1 |
| | | | | | V | | | |
| | | | | | V | | | |
| | | Total | 0 | | V | | 27 | 3 |
| | Singles 3 | Samoa | 1 | | V | New Caledonia | 9 | 1 |
| | Iokapeka Sialava | | 1 | | V | Christelle Nagle | 9 | 1 |
| | | | 4 | | V | | 9 | 1 |
| | | | | | V | | | |
| | | | | | V | | | |
| | | Total | 6 | | V | | 27 | 3 |
| | Singles 4 | Samoa | 9 | 1 | V | New Caledonia | 1 | |
| | Alyson Sefo | | 9 | 1 | V | Isabelle Goujon | 4 | |
| | | | 9 | 1 | V | | 2 | |
| | | | | | V | | | |
| | | | | | V | | | |
| | | Total | 27 | 3 | V | | 7 | |
| **Winner** | **New Caledonia** | | 1 | 3 | 39 | 3 | 9 | 88 |

| Match | Rubber | Team A | Set | Win | V | Team B | Set | Win |
|---|---|---|---|---|---|---|---|---|
| 11 | Singles 1 | Cook Is. | 2 | | V | P.N.G. | 9 | 1 |
| | Burnadette Raffe | | 1 | | V | Naluge Guy | 9 | 1 |
| | | | 0 | | V | | 9 | 1 |
| | | | | | V | | | |
| | | | | | V | | | |
| | | Total | 3 | | V | | 27 | 3 |
| | Singles 2 | Cook Is. | 6 | | V | P.N.G. | 9 | 1 |
| | Sue Masters | | 4 | | V | Imong Brooksbank | 9 | 1 |
| | | | 4 | | V | | 9 | 1 |
| | | | | | V | | | |
| | | | | | V | | | |
| | | Total | 14 | | V | | 27 | 3 |
| | Singles 3 | Cook Is. | 4 | | V | P.N.G. | 9 | 1 |
| | Catherine Ben | | 5 | | V | Barbara Stubbings | 9 | 1 |
| | | | 0 | | V | | 9 | 1 |
| | | | | | V | | | |
| | | | | | V | | | |
| | | Total | 9 | | V | | 27 | 3 |
| | Singles 4 | Cook Is. | 1 | | V | P.N.G. | 9 | 1 |
| | Edwina Winchester | | 5 | | V | Aiva Wright | 9 | 1 |
| | | | 4 | | V | | 9 | 1 |
| | | | | | V | | | |
| | | | | | V | | | |
| | | Total | 10 | | V | | 27 | 3 |
| **Winner** | **PNG** | | 0 | 0 | 36 | 4 | 12 | 108 |

# Women's Team Squash

## 6th Mini South Pacific Games

| Match | Rubber | Team A | Set | Win | V | Team B | Set | Win |
|---|---|---|---|---|---|---|---|---|
| 13 | Singles 1 | Cook Is. | 2 | | V | Fiji | 9 | 1 |
| | Bernadette Raffe | | 1 | | V | Wati Green | 9 | 1 |
| | | | 9 | 1 | V | | 2 | |
| | | | 8 | | V | | 10 | 1 |
| | | | | | V | | | |
| | | Total | 20 | 1 | V | | 30 | 3 |
| | Singles 2 | Cook Is. | 6 | | V | Fiji | 9 | 1 |
| | Sue Masters | | 5 | | V | Wani Samat | 9 | 1 |
| | | | 7 | | V | | 9 | 1 |
| | | | | | V | | | |
| | | | | | V | | | |
| | | Total | 18 | | V | | 27 | 3 |
| | Singles 3 | Cook Is. | 0 | | V | Fiji | 9 | 1 |
| | Catherine Ben | | 0 | | V | Rita Morris | 9 | 1 |
| | | | 0 | | V | | 9 | 1 |
| | | | | | V | | | |
| | | | | | V | | | |
| | | Total | 0 | | V | | 27 | 3 |
| | Singles 4 | Cook Is. | 9 | 1 | V | Fiji | 6 | |
| | Edwina Winchester | | 9 | 1 | V | Swaran Prasad | 6 | |
| | | | 9 | 1 | V | | 5 | |
| | | | | | V | | | |
| | | | | | V | | | |
| | | Total | 27 | 3 | V | | 17 | |
| Winner | **Fiji** | | 1 | 4 | 65 | 3 | 9 | 101 |

| Match | Rubber | Team A | Set | Win | V | Team B | Set | Win |
|---|---|---|---|---|---|---|---|---|
| 14 | Singles 1 | New Caledonia | 1 | | V | P.N.G. | 9 | 1 |
| | Christine Jean | | 0 | | V | Naluge Guy | 9 | 1 |
| | | | 1 | | V | | 9 | 1 |
| | | | | | V | | | |
| | | | | | V | | | |
| | | Total | 2 | | V | | 27 | 3 |
| | Singles 2 | New Caledonia | 9 | 1 | V | P.N.G. | 2 | |
| | Gina Duong | | 9 | 1 | V | Imong Brooksbank | 3 | |
| | | | 7 | | V | | 9 | 1 |
| | | | 10 | 1 | V | | 8 | |
| | | | | | V | | | |
| | | Total | 35 | 3 | V | | 22 | 1 |
| | Singles 3 | New Caledonia | 3 | | V | P.N.G. | 9 | 1 |
| | Christelle Nagle | | 0 | | V | Barbara Stubbings | 9 | 1 |
| | | | 9 | 1 | V | | 0 | |
| | | | 9 | 1 | V | | 5 | |
| | | | 9 | 1 | V | | 5 | |
| | | Total | 30 | 3 | V | | 28 | 2 |
| | Singles 4 | New Caledonia | 0 | | V | P.N.G. | 9 | 1 |
| | Isabelle Goujon | | 0 | | V | Avia Wright | 9 | 1 |
| | | | 2 | | V | | 9 | 1 |
| | | | | | V | | | |
| | | | | | V | | | |
| | | Total | 2 | | V | | 27 | 3 |
| Winner | **Papua New Guinea** | | 2 | 6 | 69 | 2 | 9 | 104 |

## Round One

| | | | | |
|---|---|---|---|---|
| Samoa | | V | Bye | |
| Fiji | 0 | V | N. Caledonia | 4 |
| Norfolk Is. | 0 | V | P.N.G. | 4 |

## Round Two

| | | | | |
|---|---|---|---|---|
| Samoa | 0 | V | N. Caledonia | 4 |
| Bye | | V | P.N.G. | |
| Fiji | 4 | V | Norfolk Is. | 0 |

## Round Three

| | | | | |
|---|---|---|---|---|
| Samoa | | V | P.N.G. | 4 |
| N. Caledonia | 4 | V | Norfolk Is. | |
| Bye | | V | Fiji | |

## Round Four

| | | | | |
|---|---|---|---|---|
| Samoa | 3 | V | Norfolk Is. | 1 |
| P.N.G. | 4 | V | Fiji | 0 |
| N. Caledonia | | V | Bye | |

## Round Five

| | | | | |
|---|---|---|---|---|
| Samoa | 2 | V | Fiji | 2 |
| Norfolk Is. | | V | Bye | |
| P.N.G. | 3 | V | N. Caledonia | 1 |

| Team | Win | Loss | For | Against | % | Points |
|---|---|---|---|---|---|---|
| Samoa | 2 | 2 | 5 | 11 | -6 | 9 |
| Fiji | 1 | 2 | 6 | 10 | -4 | 8 |
| Norfolk Is. | 0 | 4 | 1 | 15 | -14 | 1 |
| P.N.G. | 4 | 0 | 15 | 1 | 14 | 23 |
| N. Caledonia | 3 | 1 | 13 | 1 | 12 | 19 |
| Bye | | | | | | |

| | |
|---|---|
| First | P.N.G. |
| Second | N. Caledonia |
| Third | Samoa |
| Fourth | Fiji |
| Fifth | Norfolk Is. |

| | |
|---|---|
| **Gold** | **P.N.G.** |
| **Silver** | **N. Caledonia** |

As at....12/13/01, 10:06 PM.

# Men's Team Squash

## Mini South Pacific Games

| Match | Rubber | Team A | Set | Win | V | Team B | Set | Win |
|---|---|---|---|---|---|---|---|---|
| 1 | Singles 1 | Norfolk Is. | 0 | | V | P.N.G. | 9 | 1 |
| | Duncan Gay | | 2 | | V | Derek Hunter | 9 | 1 |
| | | | 2 | | V | | 9 | 1 |
| | | Total | 4 | 0 | V | | 27 | 3 |
| | | | | 0 | | | | 1 |
| | Singles 2 | Norfolk Is. | 1 | | V | P.N.G. | 9 | 1 |
| | Adon Butterfield | | 0 | | V | Damien Tam | 9 | 1 |
| | | | 2 | | V | | 9 | 1 |
| | | Total | 3 | 0 | V | | 27 | 3 |
| | Singles 3 | Norfolk Is. | 0 | | V | P.N.G. | 9 | 1 |
| | Mathew Christian-Bailey | | 0 | | V | Scott Evans | 9 | 1 |
| | | | 0 | | V | | 9 | 1 |
| | | Total | 0 | 0 | V | | 27 | 3 |
| | Singles 4 | Norfolk Is. | 0 | | V | P.N.G. | 9 | 1 |
| | Steve Nobbs jr. | | 0 | | V | Joe Yominao | 9 | 1 |
| | | | 0 | | V | | 9 | 1 |
| | | Total | 0 | 0 | V | | 27 | 3 |
| **Winner** | **PNG** | | 0 | 0 | 7 | 4 | 12 | 108 |

| Match | Rubber | Team A | Set | Win | V | Team B | Set | Win |
|---|---|---|---|---|---|---|---|---|
| 2 | Singles 1 | New Caledonia | 9 | 1 | V | Fiji | 3 | |
| | Emerick De La Veuve | | 9 | 1 | V | Warren Yee | 5 | |
| | | | 9 | 1 | V | | 2 | |
| | | Total | 27 | 3 | V | | 10 | 0 |
| | Singles 2 | New Caledonia | 9 | 1 | V | Fiji | 2 | |
| | Lauret Guepy | | 9 | 1 | V | Lakesh Kumar | 2 | |
| | | | 9 | 1 | V | | 4 | |
| | | Total | 27 | 3 | V | | 8 | 0 |
| | Singles 3 | New Caledonia | 9 | 1 | V | Fiji | 4 | |
| | Robert Stirrup | | 9 | 1 | V | Daniel Lal | 2 | |
| | | | 9 | 1 | V | | 6 | |
| | | Total | 27 | 3 | V | | 12 | 0 |
| | Singles 4 | New Caledonia | 9 | 1 | V | Fiji | 1 | |
| | Gregory Corigliano | | 9 | 1 | V | Sonal Migra | 2 | |
| | | | 9 | 1 | V | | 2 | |
| | | Total | 27 | 3 | V | | 5 | 0 |
| **Winner** | **New Caledonia** | | 4 | 12 | 108 | 0 | 0 | 35 |

| Match | Rubber | Team A | Set | Win | V | Team B | Set | Win |
|---|---|---|---|---|---|---|---|---|
| 4 | Singles 1 | New Caledonia | 9 | 1 | V | Samoa | 1 | |
| | Emerick De La Veuve | | 9 | 1 | V | Alan Schwalger | 2 | |
| | | | 9 | 1 | V | | 1 | |
| | | Total | 27 | 3 | V | | 4 | 0 |
| | Singles 2 | New Caledonia | 9 | 1 | V | Samoa | 4 | |
| | Laurent Guepy | | 9 | 1 | V | Apa Fatialofa | 3 | |
| | | | 9 | 1 | V | | 7 | |
| | | Total | 27 | 3 | V | | 14 | 0 |
| | Singles 3 | New Caledonia | 9 | 1 | V | Samoa | 2 | |
| | Robert Stirrup | | 9 | 1 | V | Pelenato Teofilo | 3 | |
| | | | 9 | 1 | V | | 4 | |
| | | Total | 27 | 3 | V | | 9 | 0 |
| | Singles 4 | New Caledonia | 9 | 1 | V | Samoa | 6 | |
| | Gregory Corigliano | | 9 | 1 | V | Nia Tupuivao | 5 | |
| | | | 9 | 1 | V | | 3 | |
| | | Total | 27 | 3 | V | | 14 | 0 |
| **Winner** | **NEW CALEDONIA** | | 4 | 12 | 108 | 0 | 0 | 41 |

# Men's Team Squash

## Mini South Pacific Games

| Match | Rubber | Team A | Set | Win | V | Team B | Set | Win |
|---|---|---|---|---|---|---|---|---|
| 5 | Singles 1 | Fiji | 2 | | V | Norfolk Island | 9 | 1 |
| | Warren Lee | | 9 | 1 | V | Duncan GrAy | 6 | |
| | | | 9 | 1 | V | | 1 | |
| | | | 9 | 1 | V | | 5 | |
| | | Total | 29 | 3 | V | | 21 | 1 |
| | Singles 2 | Fiji | 4 | | V | Norfolk Island | 9 | 1 |
| | Lakesh Kumar | | 7 | | V | Adon Butterfield | 9 | 1 |
| | | | 9 | 1 | V | | 6 | |
| | | | 9 | 1 | V | | 6 | |
| | | | 9 | 1 | V | | 1 | |
| | | Total | 38 | 3 | V | | 31 | 2 |
| | Singles 3 | Fiji | 9 | 1 | V | Norfolk Island | 6 | |
| | Daneil Lai | | 9 | 1 | V | Nobbs Jnr | 6 | |
| | | | 10 | 1 | V | | 8 | |
| | | Total | 28 | 3 | V | | 20 | 0 |
| | Singles 4 | Fiji | 9 | 1 | V | Norfolk Island | 2 | |
| | Gabriel Lumon | | 9 | 1 | V | Bob Kemp | 4 | |
| | | | 9 | 1 | V | | 1 | |
| | | Total | 27 | 3 | V | | 7 | 0 |
| **Winner** | **FIJI** | | 4 | 12 | 122 | 0 | 3 | 79 |

| Match | Rubber | Team A | Set | Win | V | Team B | Set | Win |
|---|---|---|---|---|---|---|---|---|
| 7 | Singles 1 | Samoa | 5 | | V | Norfolk Is. | 9 | 1 |
| | | Alan Schwalger | 1 | | V | Duncan Gray | 9 | 1 |
| | | | 0 | | V | | 9 | 1 |
| | | Total | 6 | 0 | V | | 27 | 3 |
| | Singles 2 | Samoa | 9 | 1 | V | Norfolk Is. | 1 | |
| | | Apa Fatialofa | 9 | 1 | V | Adon Butterfield | 1 | |
| | | | 9 | 1 | V | | 2 | |
| | | Total | 27 | 3 | V | | 4 | 0 |
| | Singles 3 | Samoa | 9 | 1 | V | Norfolk Is. | 2 | |
| | | Penenato Teofilo | 9 | 1 | V | M Christian Bailey | 5 | |
| | | | 9 | 1 | V | | 1 | |
| | | Total | 27 | 3 | V | | 8 | 0 |
| | Singles 4 | Samoa | 9 | 1 | V | Norfolk Is. | 1 | |
| | | Nia Tupuivao | 9 | 1 | V | Steve Nobbs Junior | 0 | |
| | | | 9 | 1 | V | | 0 | |
| | | Total | 27 | 3 | V | | 1 | 0 |
| **Winner** | **Samoa** | | 3 | 9 | 87 | 1 | 3 | 40 |

| Match | Rubber | Team A | Set | Win | V | Team B | Set | Win |
|---|---|---|---|---|---|---|---|---|
| 8 | Singles 1 | P.N.G. | 9 | 1 | V | Fiji | 1 | |
| | | Derek Hunter | 9 | 1 | V | Warren Yee | 1 | |
| | | | 9 | 1 | V | | 2 | |
| | | Total | 27 | 3 | V | | 4 | 0 |
| | Singles 2 | P.N.G. | 9 | 1 | V | Fiji | 0 | |
| | | Damien Tam | 9 | 1 | V | Lakesh Kumar | 2 | |
| | | | 9 | 1 | V | | 1 | |
| | | Total | 27 | 3 | V | | 3 | 0 |
| | Singles 3 | P.N.G. | 9 | 1 | V | Fiji | 2 | |
| | | Joe Yominao | 9 | 1 | V | Daniel Lal | 1 | |
| | | | 9 | 1 | V | | 0 | |
| | | Total | 27 | 3 | V | | 3 | 0 |
| | Singles 4 | P.N.G. | 9 | 1 | V | Fiji | 1 | |
| | | Paul Speedy | 9 | 1 | V | Sonal Nagra | 0 | |
| | | | 9 | 1 | V | | 0 | |
| | | Total | 27 | 3 | V | | 1 | 0 |
| **Winner** | **PNG** | | 4 | 12 | 108 | 0 | 0 | 11 |

# Men's Team Squash

## Mini South Pacific Games

| Match | Rubber | Team A | Set | Win | V | Team B | Set | Win |
|---|---|---|---|---|---|---|---|---|
| 10 | Singles 1 | Samoa | | | V | P.N.G. | | |
| | | Alan Scwalger | 0 | | V | Derek Hunter | 9 | 1 |
| | | | 0 | | V | | 9 | 1 |
| | | | 2 | | V | | 9 | 1 |
| | | Total | 2 | 0 | V | | 27 | 3 |
| | Singles 2 | Samoa | | | V | P.N.G. | | |
| | | Apa Fatiolofa | 1 | | V | Damian Tam | 9 | 1 |
| | | | 1 | | V | | 9 | 1 |
| | | | 0 | | V | | 9 | 1 |
| | | Total | 2 | 0 | V | | 27 | 3 |
| | Singles 3 | Samoa | | | V | P.N.G. | | |
| | | Pelenato Teofika | 4 | | V | Scott Evans | 9 | 1 |
| | | | 1 | | V | | 9 | 1 |
| | | | 3 | | V | | 9 | 1 |
| | | Total | 8 | 0 | V | | 27 | 3 |
| | Singles 4 | Samoa | | | V | P.N.G. | | |
| | | Nia Tupuvao | 9 | 1 | V | Joe Yominao | 6 | |
| | | | 5 | | V | | 9 | 1 |
| | | | 0 | | V | | 9 | 1 |
| | | | 0 | | V | | 9 | 1 |
| | | Total | 14 | 1 | V | | 33 | 3 |
| **Winner** | **P.N.G.** | | 0 | 1 | 26 | 4 | 12 | 114 |

| Match | Rubber | Team A | Set | Win | V | Team B | Set | Win |
|---|---|---|---|---|---|---|---|---|
| 11 | Singles 1 | New Caledonia | | | V | Norfolk Is. | | |
| | | E. De La Veuve | 9 | 1 | V | Duncan Gray | 0 | |
| | | | 9 | 1 | V | | 1 | |
| | | | 9 | 1 | V | | 1 | |
| | | Total | 27 | 3 | V | | 2 | |
| | Singles 2 | New Caledonia | | | V | Norfolk Is. | | |
| | | Laurent Guepy | 9 | 1 | V | M. Christian-Bailey | 1 | |
| | | | 9 | 1 | V | | 1 | |
| | | | 9 | 1 | V | | 0 | |
| | | Total | 27 | 3 | V | | 2 | |
| | Singles 3 | New Caledonia | | | V | Norfolk Is. | | |
| | | Robert Stirrup | 9 | 1 | V | Steve Nobbs | 1 | |
| | | | 9 | 1 | V | | 0 | |
| | | | 9 | 1 | V | | 0 | |
| | | Total | 27 | 3 | V | | 1 | |
| | Singles 4 | New Caledonia | | | V | Norfolk Is. | | |
| | | Gregory Corigliano | 9 | 1 | V | Bob Kemp | 1 | |
| | | | 9 | 1 | V | | 0 | |
| | | | 9 | 1 | V | | 2 | |
| | | Total | 27 | 3 | V | | 3 | |
| **Winner** | **New Caledonia** | | 4 | 12 | 108 | 0 | 0 | 8 |

| Match | Rubber | Team A | Set | Win | V | Team B | Set | Win |
|---|---|---|---|---|---|---|---|---|
| 13 | Singles 1 | Fiji | 9 | 1 | V | Samoa | 1 | |
| | | Warren Yee | 9 | 1 | V | Alan Schwalger | 0 | |
| | | | 9 | 1 | V | | 0 | |
| | | Total | 27 | 3 | V | | 1 | |
| | Singles 2 | Fiji | 6 | | V | Samoa | 9 | 1 |
| | | | 9 | 1 | V | | 1 | |
| | | | 9 | 1 | V | | 7 | |
| | | | 9 | 1 | V | | 0 | |
| | | Total | 33 | 3 | V | | 17 | 1 |
| | Singles 3 | Fiji | 6 | | V | Samoa | 9 | 1 |
| | | | 5 | | V | | 9 | 1 |
| | | | 1 | | V | | 9 | 1 |
| | | Total | 12 | | V | | 27 | 3 |
| | Singles 4 | Fiji | 1 | | V | Samoa | 9 | 1 |
| | | | 2 | | V | | 9 | 1 |
| | | | 0 | | V | | 9 | 1 |
| | | Total | 3 | 0 | V | | 27 | 3 |
| **Winner** | **Samoa** | | 2 | 6 | 75 | 2 | 7 | 72 |

# Men's Team Squash

## Mini South Pacific Games

| Match | Rubber | Team A | Set | Win | V | Team B | Set | Win |
|---|---|---|---|---|---|---|---|---|
| 14 | Singles 1 | New Caledonia | 2 | | V | P.N.G. | 9 | 1 |
| | | E. De La Veuve | 7 | | V | Derek Hunter | 9 | 1 |
| | | | 3 | | V | | 9 | 1 |
| | | Total | 12 | | V | | 27 | 3 |
| | Singles 2 | New Caledonia | 2 | | V | P.N.G. | 9 | 1 |
| | | Laurent Guepy | 9 | 1 | V | Damian Tam | 7 | |
| | | | 8 | | V | | 10 | 1 |
| | | | 9 | | V | | 9 | |
| | | | 0 | | V | | 7 | 1 |
| | | Total | 28 | 1 | V | | 42 | 3 |
| | Singles 3 | New Caledonia | 9 | 1 | V | P.N.G. | 3 | |
| | | Robert Stirrup | 9 | 1 | V | Scott Evans | 3 | |
| | | | 9 | 1 | V | | 3 | |
| | | Total | 27 | 3 | V | | 9 | |
| | Singles 4 | New Caledonia | 8 | | V | P.N.G. | 10 | 1 |
| | | Gregory Corigliano | 0 | | V | Paul Speedy | 9 | 1 |
| | | | 0 | | V | | 9 | 1 |
| | | Total | 8 | | V | | 28 | 3 |
| **Winner** | | | 1 | 4 | 75 | 3 | 9 | 106 |

6th Mini South Pacific Games

# Tennis

**Overall Medals - Tennis**

| Team | Gold | Silver | Bronze | Total |
|---|---|---|---|---|
| Cook Islands | | | | |
| Micronesia | | | | |
| Fiji | | | | |
| Kiribati | | | | |
| New Caledonia | 2 | 5 | 3 | 10 |
| Norfolk Island | | | | |
| Samoa | 5 | 2 | | 7 |
| Solomon Islands | | | 2 | 2 |
| Tahiti | | | 2 | 2 |
| Tonga | | | | |
| TOTAL | 7 | 7 | 7 | |

Samoa and New Caledonia continued their fierce rivalry, battling it out for the Gold and Silver medals in each of the seven competitions. The Solomon Islands women were the real bolters in the competition however, winning two bronze medals in the women's team and the women's doubles – the first ever tennis medals for the Solomon Islands women in tennis at a South Pacific Mini Games.

The tennis tournament was a resounding success reflecting good preparation, generous weather and effective management throughout the two-week competition. The Tennis tournament in particular relied heavily on volunteers and their significant contribution to the success of the tournament is recognised by the Organising Committee. On that note a special mention should be made of the 50 ball kids and their coordinator, JoAnn Guest, line umpires and chair umpires who so willingly contributed much of their time in often trying conditions.

Under the excellent guidance and direction of referee David Smith, another of the highlights of the tournament was the standard of officiating. The standard of chair umpires in particular was the highest qualified array of umpires ever assembled at a South Pacific Mini Games – reflecting the ever-growing importance of this tournament.

# Tennis Medal Winners

| | Name | Country | Medal |
|---|---|---|---|
| Singles | T. Soonalole | Samoa | New |
| | Du Pont | NCL | Silver |
| Women | Bonnet-Gueneau | NCL | Bronze |

| | Name | | Medal |
|---|---|---|---|
| Singles Event | Thierry Bousquet | NCL | Gold |
| | Juan Langton | SAM | Silver |
| Men | Christophe Godot | NCL | Bronze |

| | Name | | Medal |
|---|---|---|---|
| Doubles Event | Soonalole/Tavita | SAM | Gold |
| | DuPont/Bonnet | NCL | Silver |
| Women | George/Korinihona | SOL | Bronze |

| | Name | | Medal |
|---|---|---|---|
| Doubles Event | Langton/Soonalole | Samoa | Gold |
| | Bousquet/N'Godrela | NCL | Silver |
| Men | Lee Tham/Yan | TAH | Bronze |

| | Name | | Medal |
|---|---|---|---|
| Teams Event | Samoa | | Gold |
| | New Caledonia | | Silver |
| Women | Solomon Islands | | Bronze |

| | Name | | Medal |
|---|---|---|---|
| Teams Event | New Caledonia | | Gold |
| | Samoa | | Silver |
| Men | Tahiti | | Bronze |

| | Name | | Medal |
|---|---|---|---|
| Mixed Doubles | Langton/Soonalole | SAM | Gold |
| | Tafano/Wiwane | NC | Silver |
| | Bousquet/Dupont | NC | Bronze |

# Tennis - Ladies' Team

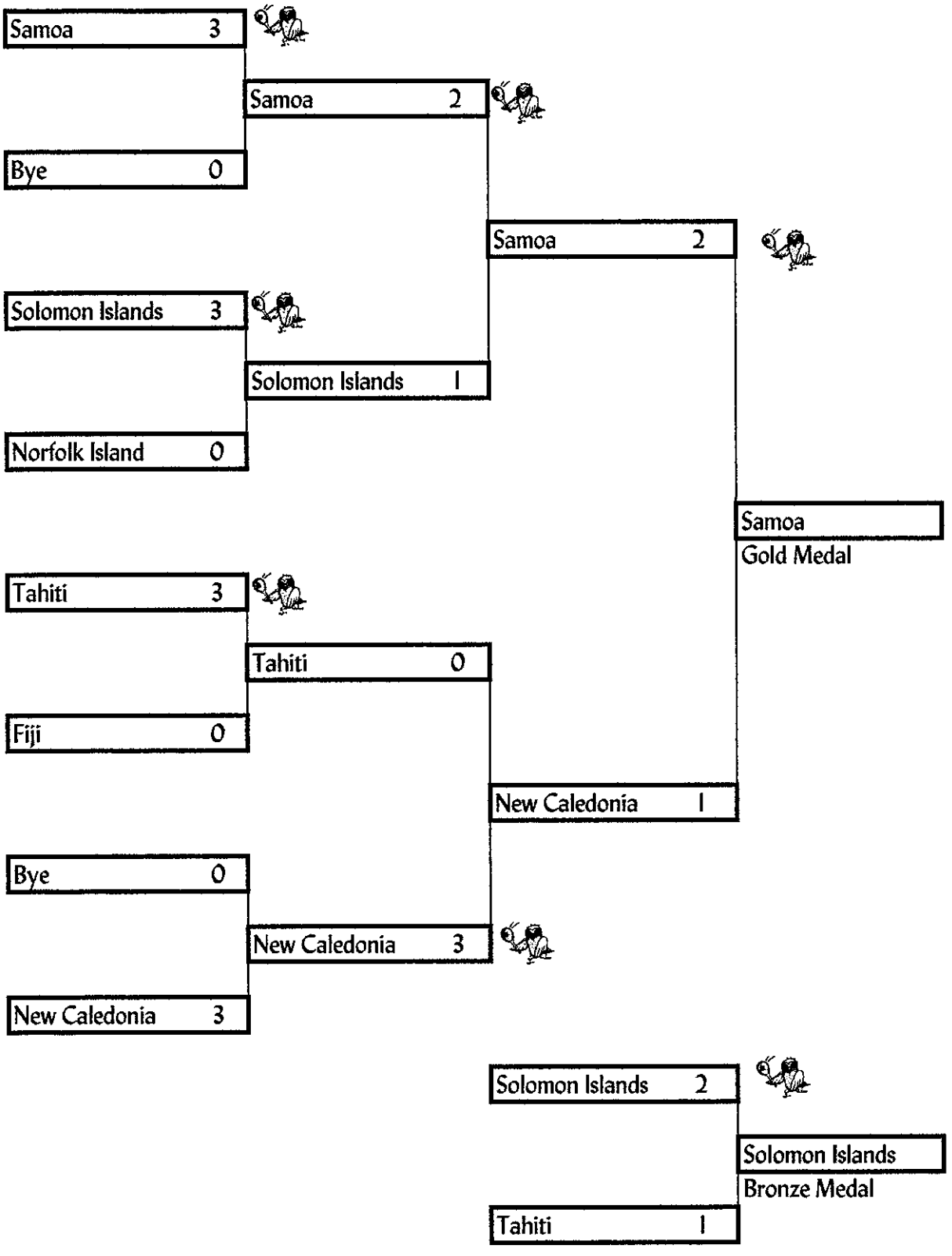


| | |
|---|---|
| Gold | Samoa |
| Silver | New Caledonia |

# South Pacific Mini-Games

## Women's Team Tennis



| Match | Rubber | Team A | Set | Win | V | Team B | Set | Win |
|---|---|---|---|---|---|---|---|---|
| | Singles 1 | Solomon Islands | | | V | Norfolk Island | | |
| | | Gurianna Korinihona | 6 | | | Lynn Sterling | 0 | |
| | | | 6 | | | | 2 | |
| | | | | 1 | | | | |
| | Singles 2 | Irene George | 6 | | V | Debbie Randall | 0 | |
| | | | 6 | | | | 3 | |
| | | | | 1 | | | | |
| | Doubles | George/Korinihona | 6 | | V | Sterling/Howard | 0 | |
| | | | 6 | | | | 1 | |
| | | | | 1 | | | | |
| | Winner | Solomon Islands | 3 Rubbers to | | | | | 0 |

| Match | Rubber | Team A | Set | Win | V | Team B | Set | Win |
|---|---|---|---|---|---|---|---|---|
| | Singles 1 | Tahiti | 4 | | V | Fiji | 6 | |
| | | Raina Galenon | 6 | | | Petrona Fong | 4 | |
| | | | 5 | | | | 7 | |
| | | | | | | | | 1 |
| | Singles 2 | Ella Tokoragi | 6 | | V | Hamidan Bibi | 3 | |
| | | | 5 | | | | 7 | |
| | | | 6 | | | | 4 | |
| | | | | 1 | | | | |
| | Doubles | Galenon/Tokoragi | 6 | | V | Bibi/Fong | 3 | |
| | | | 6 | | | | 4 | |
| | | | | 1 | | | | |
| | Winner | Tahiti | 2 Rubbers to | | | | 1 | |

| Match | Rubber | Team A | Set | Win | V | Team B | Set | Win |
|---|---|---|---|---|---|---|---|---|
| | Singles 1 | Samoa | | | V | Solomon Islands | | |
| | | Tagifono Soonalole | 6 | | | Irene George | 3 | |
| | | | 6 | | | | 1 | |
| | | | | 1 | | | | |
| | Singles 2 | Shatel Tavita | 4 | | V | Gurianna Korinihona | 6 | |
| | | | 1 | | | | 6 | |
| | | | | | | | | 1 |
| | Doubles | Tavita/Soonalole | 6 | | V | George/Korinihona | 2 | |
| | | | 6 | | | | 2 | |
| | | | | 1 | | | | |
| | Winner | Samoa | 2 Rubbers to | | | | 1 | |

# South Pacific Mini-Games

## Women's Team Tennis

| Match | Rubber | Team A | Set | Win | V | Team B | Set | Win |
|---|---|---|---|---|---|---|---|---|
| | Singles 1 | Tahiti | | | V | New Caledonia | | |
| | | Ella Tokoragi | 6 | | | Laura Dupont | 4 | |
| | | | 2 | | | | 6 | |
| | | | 0 | | | | 6 | |
| | | | | | | | | 1 |
| | Singles 2 | Raina Galenon | 2 | | V | Maguy Wiwane | 6 | |
| | | | 2 | | | | 6 | |
| | | | | | | | | 1 |
| | Doubles | Tokoragi/Galenon | 6 | | V | Dupont/Wiwane | 1 | |
| | | | 5 | | | | 7 | |
| | | | 5 | | | | 7 | |
| | | | | | | | | 1 |
| | Winner | New Caledonia | 0 Rubbers to | | | | 3 | |

| Match | Rubber | Team A | Set | Win | V | Team B | Set | Win |
|---|---|---|---|---|---|---|---|---|
| Bronze | Singles 1 | Solomon Islands | 6 | | V | Tahiti | 3 | |
| | | Irene George | 6 | | | Ella Tokoragi | 7 | |
| | | | 3 | | | | 6 | |
| | | | | | | | | 1 |
| | Singles 2 | Gurianna Korinihona | 6 | | V | Raina Galenon | 4 | |
| | | | 6 | | | | 1 | |
| | | | | 1 | | | | |
| | Doubles | Irene George | 6 | | V | Ella Tokoragi | 3 | |
| | | Gurianna Korinihona | 6 | | | Raina Galenon | 3 | |
| | | | | 1 | | | | |
| | Winner | Solomon Islands | 2 Rubbers to | | | | 1 | |

| Match | Rubber | Team A | Set | Win | V | Team B | Set | Win |
|---|---|---|---|---|---|---|---|---|
| Final | Singles 1 | Samoa | 7 | | V | New Caledonia | 6 | |
| | | Tagifano Soonalole | 6 | | | Laura Dupont | 1 | |
| | | | | 1 | | | | |
| | Singles 2 | Shatel Tavita | 1 | | V | Catherine Bonnet | 6 | |
| | | | 0 | | | | 6 | |
| | | | | | | | | 1 |
| | Doubles | Tagifano Soonalole | 2 | | V | Laura Dupont | 6 | |
| | | Shatel Tavita | 7 | | | Catherine Bonnet | 6 | |
| | | | 6 | | | | 4 | |
| | | | | 1 | | | | |
| | Winner | Samoa | 2 Rubbers to | | | | 1 | |

# Tennis - Men's Team

New Caledonia 3

Tonga 0

New Caledonia 3

Solomon Islands 1

Norfolk Island 2

Norfolk Island 0

New Caledonia 2

Samoa 3

Cook Islands 0

Samoa 2

Tahiti 3

Fiji 0

Tahiti 1

SAMOA 1

New Caledonia
Winner

Norfolk Island 0

TAHITI 3

Tahiti
Bronze Medal



# South Pacific Mini-Games

## Men's Team Tennis

| Match | Rubber | Team A | Set | Win | V | Team B | Set | Win |
|---|---|---|---|---|---|---|---|---|
| 0 | Singles 1 | New Caledonia | 6 | | V | Tonga | 3 | |
| | | Thibaut Bousquet | 6 | | | Keith Koloamatangi | 1 | |
| | | | | 1 | | | | |
| | Singles 2 | Nickolas N'Godrela | 6 | | V | Aisea Mausia | 1 | |
| | | | 6 | | | | 1 | |
| | | | | 1 | | | | |
| | Doubles | Christophe Godot | 6 | | V | Keith Kolomatangi | 0 | |
| | | Pierre-Henri Guillane | 6 | | | Aisea Mausia | 0 | |
| | | | | 1 | | | | |
| | Winner | New Caledonia | 3 Rubbers to | | | | | 0 |

| Match | Rubber | Team A | Set | Win | V | Team B | Set | Win |
|---|---|---|---|---|---|---|---|---|
| 0 | Singles 1 | Solomon Islands | 5 | | V | Norfolk Island | 7 | |
| | | Samuel Ramoni | 4 | | | Michael Sterling | 6 | |
| | | | | | | | | 1 |
| | Singles 2 | Samuel Tesimu | 6 | | V | Kevin Randall | 3 | |
| | | | 6 | | | | 1 | |
| | | | | 1 | | | 4 | |
| | Doubles | | | | V | | | |
| | Tesimu/Ramoni | | 6 | | | Menzies/Sterling | 7 | |
| | | | 1 | | | | 6 | |
| | | | | | | | | 1 |
| | Winner | Norfolk Island | 2 Rubbers to | | | | | 1 |

| Match | Rubber | Team A | Set | Win | V | Team B | Set | Win |
|---|---|---|---|---|---|---|---|---|
| 0 | Singles 1 | Samoa | 6 | | V | Cook Islands | 2 | |
| | | Leon Soonalole | 6 | | | Marlon Manglangit | 4 | |
| | | | | 1 | | | | |
| | Singles 2 | Justin Langton | 6 | | V | Grieg Greig | 3 | |
| | | | 6 | | | | 4 | |
| | | | | 1 | | | | |
| | Doubles | Penn/Soonalole | 3 | | V | Greig/Manlangit | 6 | |
| | | | 6 | | | | 3 | |
| | | | 6 | | | | 4 | |
| | | | | 1 | | | | |
| | Winner | Samoa | 3 Rubbers to | | | | | 0 |

| Match | Rubber | Team A | Set | Win | V | Team B | Set | Win |
|---|---|---|---|---|---|---|---|---|
| 0 | Singles 1 | Tahiti | | | V | Fiji | | |
| | | Patrice Coti | 6 | | | Valu Fa | 0 | |
| | | | 6 | | | | 0 | |
| | | | | 1 | | | | |
| | Singles 2 | Frank Martineu | 6 | | V | Willem Roussouw | 1 | |
| | | | 6 | | | | 1 | |
| | | | | 1 | | | | |
| | Doubles | Tham / Yan | 3 | | V | Kumar/Roussouw | 6 | |
| | | | 6 | | | | 2 | |
| | | | 6 | | | | 2 | |
| | | | | 1 | | | | |
| | Winner | Tahiti | 3 Rubbers to | | | | | 0 |

# South Pacific Mini-Games

## Men's Team Tennis

| Match | Rubber | Team A | Set | Win | V | Team B | Set | Win |
|---|---|---|---|---|---|---|---|---|
| 0 | Singles 1 | New Caledonia | | | V | Norfolk Island | | |
| | | Thibault Bosquet | 6 | | | Michael Sterling | 0 | |
| | | | 6 | | | | 0 | |
| | | | | 1 | | | | |
| | Singles 2 | Christophe Godot | 6 | | V | Dylan Menzies | 0 | |
| | | | 6 | | | | 0 | |
| | | | | 1 | | | | |
| | Doubles | Godot/Bosquet | 6 | | V | Randall/Cross | 2 | |
| | | | 6 | | | | 3 | |
| | | | | 1 | | | | |
| | Winner | New Caledonia | 3 Rubbers to | | | | | 0 |

| Match | Rubber | Team A | Set | Win | V | Team B | Set | Win |
|---|---|---|---|---|---|---|---|---|
| 0 | Singles 1 | Samoa | | | V | Tahiti | | |
| | | Juan Langton | 6 | | | Franck Marineau | 1 | |
| | | | 6 | | | | 4 | |
| | | | | 1 | | | 5 | |
| | Singles 2 | Leon Soonalole | 6 | | V | Patrice Cotti | 7 | |
| | | | 6 | | | | 4 | |
| | | | 1 | | | | 6 | |
| | | | | | | | 17 | 1 |
| | Doubles | Langton/Penn | 6 | | V | Marineau/Tham | 1 | |
| | | | 3 | | | | 6 | |
| | | | 7 | | | | 6 | |
| | | | | 1 | | | | |
| | Winner | SAMOA | 2 Rubbers to | | | | | 1 |

| Match | Rubber | Team A | Set | Win | V | Team B | Set | Win |
|---|---|---|---|---|---|---|---|---|
| 0 | Singles 1 | Norfolk Island | 1 | | V | TAHITI | 6 | |
| | | Michael Sterling | 1 | | | Landry Lee Tham | 6 | |
| | | | | | | | | 1 |
| | Singles 2 | Kevin Randall | 1 | | V | Ralaril Yan | 6 | |
| | | | 0 | | | | 6 | |
| | | | | | | | | 1 |
| | Doubles | Kevin Randall | 0 | | V | Landry Lee Tham | 6 | |
| | | James Cross | 0 | | | Ralaril Yan | 6 | |
| | | | | | | | | 1 |
| | Winner | Tahiti | 0 Rubbers to | | | | | 3 |

| Match | Rubber | Team A | Set | Win | V | Team B | Set | Win |
|---|---|---|---|---|---|---|---|---|
| 0 | Singles 1 | New Caledonia | 7 | | V | SAMOA | 6 | |
| | | Thibault Bosquet | 6 | | | Juan Langton | 2 | |
| | | | | 1 | | | | |
| | Singles 2 | Christophe Godot | 6 | | V | Reinsford Penn | 2 | |
| | | | 6 | | | | 1 | |
| | | | | 1 | | | | |
| | Doubles | Pierre-Henri Guillaune | 2 | | V | Juan Langton | 6 | |
| | | Nickolas N'Godrela | 1 | | | Leon Soonalole | 6 | |
| | | | | | | | | 1 |
| | Winner | New Caledonia | 2 Rubbers to | | | | | 1 |

# South Pacific Mini-Games

## Women's Team Tennis



| Match | Rubber | Team A | Set | Win | V | Team B | Set | Win |
|---|---|---|---|---|---|---|---|---|
| | Singles 1 | Solomon Islands | | | V | Norfolk Island | | |
| | | Gurianna Korinihona | 6 | | | Lynn Sterling | 0 | |
| | | | 6 | | | | 2 | |
| | | | | 1 | | | | |
| | Singles 2 | Irene George | 6 | | V | Debbie Randall | 0 | |
| | | | 6 | | | | 3 | |
| | | | | 1 | | | | |
| | Doubles | George/Korinihona | 6 | | V | Sterling/Howard | 0 | |
| | | | 6 | | | | 1 | |
| | | | | 1 | | | | |
| | Winner | Solomon Islands | 3 Rubbers to | | | | | 0 |

| Match | Rubber | Team A | Set | Win | V | Team B | Set | Win |
|---|---|---|---|---|---|---|---|---|
| | Singles 1 | Tahiti | 4 | | V | Fiji | 6 | |
| | | Raina Galenon | 6 | | | Petrona Fong | 4 | |
| | | | 5 | | | | 7 | |
| | | | | | | | | 1 |
| | Singles 2 | Ella Tokoragi | 6 | | V | Hamidan Bibi | 3 | |
| | | | 5 | | | | 7 | |
| | | | 6 | | | | 4 | |
| | | | | 1 | | | | |
| | Doubles | Galenon/Tokoragi | 6 | | V | Bibi/Fong | 3 | |
| | | | 6 | | | | 4 | |
| | | | | 1 | | | | |
| | Winner | Tahiti | 2 Rubbers to | | | | 1 | |

| Match | Rubber | Team A | Set | Win | V | Team B | Set | Win |
|---|---|---|---|---|---|---|---|---|
| | Singles 1 | Samoa | | | V | Solomon Islands | | |
| | | Tagifono Soonalole | 6 | | | Irene George | 3 | |
| | | | 6 | | | | 1 | |
| | | | | 1 | | | | |
| | Singles 2 | Shatel Tavita | 4 | | V | Gurianna Korinihona | 6 | |
| | | | 1 | | | | 6 | |
| | | | | | | | | 1 |
| | Doubles | Tavita/Soonalole | 6 | | V | George/Korinihona | 2 | |
| | | | 6 | | | | 2 | |
| | | | | 1 | | | | |
| | Winner | Samoa | 2 Rubbers to | | | | 1 | |

# Tennis - Ladies' Singles

| | |
|---|---|
| Gold | T. Soonalole (SAM) |
| Silver | L. Dupont (NC) |

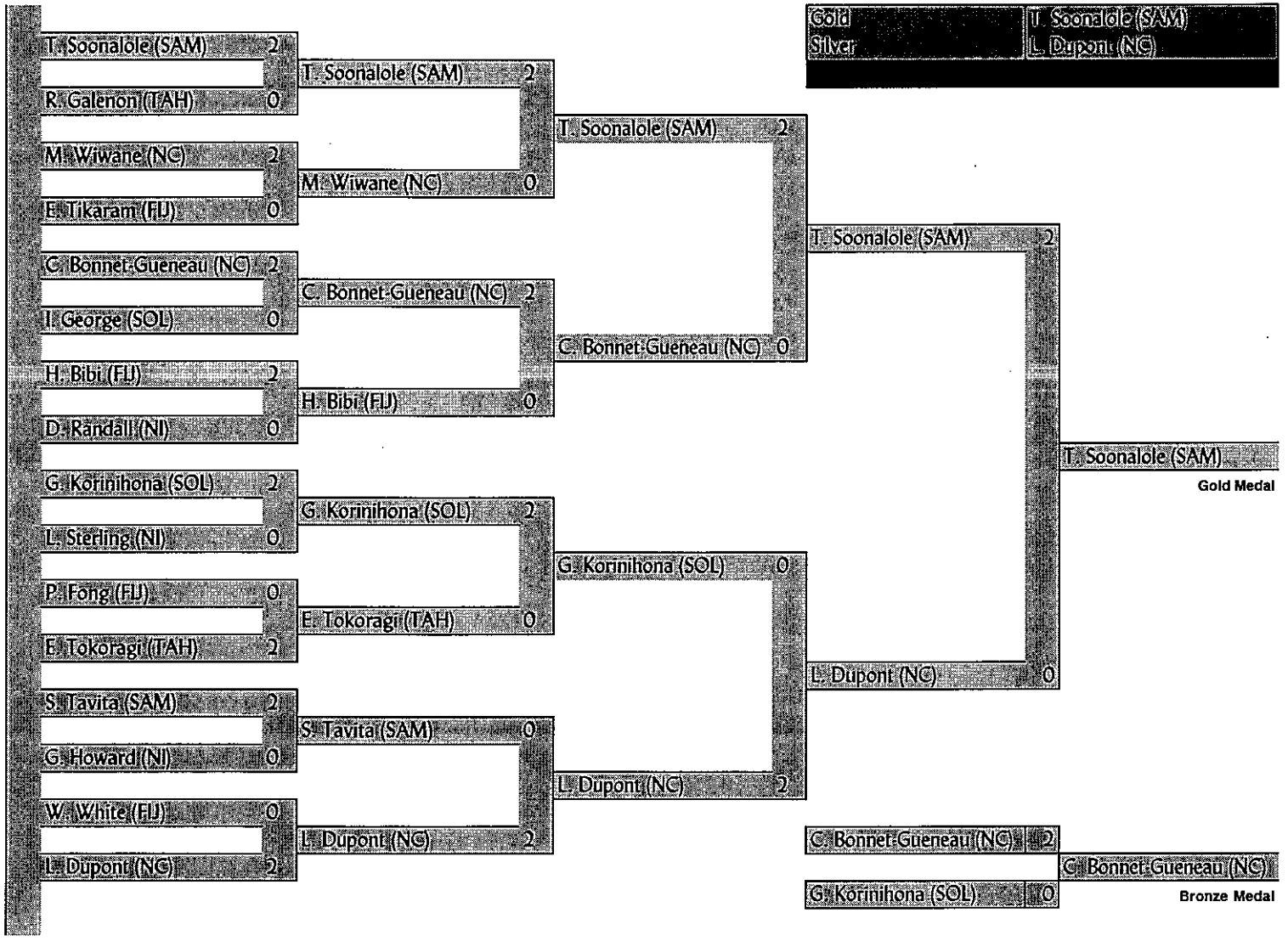

# Tennis Ladies' Singles

## PRELIMINARY ROUNDS

Match

| | | | | | | |
|---|---|---|---|---|---|---|
| | | T. Soonalole (SAM) | | V | M. Wiwane (NC) | |
| | | 1 | 6 | | 1 | 2 |
| | | 2 | 6 | | 2 | 3 |
| Winner | T. Soonalole (SAM) | | | | | |

| | | | | | | |
|---|---|---|---|---|---|---|
| | | C. Bonnet-Gueneau (NC) | | V | H. Bibi (FIJ) | |
| | | 1 | 6 | | 1 | 1 |
| | | 2 | 6 | | 2 | 1 |
| Winner | C. Bonnet-Gueneau (NC) | | | | | |

| | | | | | | |
|---|---|---|---|---|---|---|
| | | G. Korinihona (SOL) | | V | E. Tokoragi (TAH) | |
| | | 1 | 6 | | 1 | 2 |
| | | 2 | 6 | | 2 | 3 |
| Winner | G. Korinihona (SOL) | | | | | |

| | | | | | | |
|---|---|---|---|---|---|---|
| | | S. Tavita (SAM) | | V | L. Dupont (NC) | |
| | | 1 | 0 | | 1 | 6 |
| | | 2 | 1 | | 2 | 6 |
| Winner | L. Dupont (NC) | | | | | |

| | | | | | | |
|---|---|---|---|---|---|---|
| Semi | | T. Soonalole (SAM) | | V | C. Bonnet-Gueneau (NC) | |
| | | 1 | 6 | | 1 | 4 |
| | | 2 | 6 | | 2 | 2 |
| Loser | C. Bonnet-Gueneau (NC) | | | | | |
| Winner | T. Soonalole (SAM) | | | | | |

| | | | | | | |
|---|---|---|---|---|---|---|
| Semi | | G. Korinihona (SOL) | | V | L. Dupont (NC) | |
| | | 1 | 1 | | 1 | 6 |
| | | 2 | 5 | | 2 | 7 |
| Loser | G. Korinihona (SOL) | 5 | | | 5 | |
| Winner | L. Dupont (NC) | | | | | |

| | | | | | | |
|---|---|---|---|---|---|---|
| Bronze | | C. Bonnet-Gueneau (NC) | | V | G. Korinihona (SOL) | |
| | | 1 | 6 | | 1 | 2 |
| | | 2 | 6 | | 2 | 1 |
| Winner | C. Bonnet-Gueneau (NC) | | | | | |

| | | | | | | |
|---|---|---|---|---|---|---|
| Gold | | T. Soonalole (SAM) | | V | L. Dupont (NC) | |
| | | 1 | 6 | | 1 | 0 |
| | | 2 | 6 | | 2 | 2 |
| Winner | T. Soonalole (SAM) | | | | | |

# Men's Singles

# Tennis Men's Singles

## PRELIMINARY ROUNDS

Match

| | | | | | |
|---|---|---|---|---|---|
| | T. Bousquet (NC) | | V | K. Kolomatangi (TGA) | |
| | 1 | 6 | | 1 | 2 |
| | 2 | 6 | | 2 | 2 |
| Winner | T. Bousquet (NC) | | | | |

| | | | | | |
|---|---|---|---|---|---|
| | M. Manlangit (CKI) | | V | L. Lee Tham (TAH) | |
| | 1 | 4 | | 1 | 6 |
| | 2 | 1 | | 2 | 6 |
| Winner | L. Lee Tham (TAH) | | | | |

| | | | | | |
|---|---|---|---|---|---|
| | F.Martineau (TAH) | | V | P. Guillaune (NC) | |
| | 1 | 6 | | 1 | 7 |
| | 2 | 6 | | 2 | 1 |
| | 3 | 1 | | 3 | 6 |
| Winner | P. Guillaune (NC) | | | | |

| | | | | | |
|---|---|---|---|---|---|
| | W. Rossouw (FIJ) | | V | L. Soonalole (SAM) | |
| | 1 | 0 | | 1 | 6 |
| | 2 | 0 | | 2 | 6 |
| Winner | L. Soonalole (SAM) | | | | |

| | | | | | |
|---|---|---|---|---|---|
| | P. Cotti (TAH) | | V | G. Grieg (CKI) | |
| | 1 | 6 | | 1 | 2 |
| | 2 | 6 | | 2 | 2 |
| Winner | P. Cotti (TAH) | | | | |

| | | | | | |
|---|---|---|---|---|---|
| | R. Penn (SAM) | | V | C. Godot (NC) | |
| | 1 | 3 | | 1 | 6 |
| | 2 | 7 | | 2 | 5 |
| | 3 | 2 | | 3 | 6 |
| Winner | C. Godot (NC) | | | | |

| | | | | | |
|---|---|---|---|---|---|
| | N. N'Godrela (NC) | | V | A. Kumar (FIJ) | |
| | 1 | 6 | | 1 | 0 |
| | 2 | 6 | | 2 | 2 |
| Winner | N. N'Godrela (NC) | | | | |

| | | | | | |
|---|---|---|---|---|---|
| | R. Yan (TAH) | | V | J. Langton (SAM) | |
| | 1 | 4 | | 1 | 6 |
| | 2 | 4 | | 2 | 6 |
| Winner | J. Langton (SAM) | | | | |

# Tennis Men's Singles

## PRELIMINARY ROUNDS

Match

| | | | | | | |
|---|---|---|---|---|---|---|
| | | T. Bousquet (NC) | | V | L. Lee Tham (TAH) | |
| | | 1 | 6 | | 1 | 2 |
| | | 2 | 6 | | 2 | 1 |
| Winner | T. Bousquet (NC) | | | | | |

| | | | | | | |
|---|---|---|---|---|---|---|
| | | P. Guillaune (NC) | | V | L. Soonalole (SAM) | |
| | | 1 | 0 | | 1 | 6 |
| | | 2 | 7 | | 2 | 6 |
| | | 3 | 0 | | 3 | 6 |
| Winner | L. Soonalole (SAM) | | | | | |

| | | | | | | |
|---|---|---|---|---|---|---|
| | | P. Cotti (TAH) | | V | C. Godot (NC) | |
| | | 1 | 7 | | 1 | 6 |
| | | 2 | 5 | | 2 | 7 |
| | | 3 | 2 | | 3 | 6 |
| Winner | C. Godot (NC) | | | | | |

| | | | | | | |
|---|---|---|---|---|---|---|
| | | N. N'Godrela (NC) | | V | J. Langton (SAM) | |
| | | 1 | 4 | | 1 | 6 |
| | | 2 | 7 | | 2 | 6 |
| | | 3 | 4 | | 3 | 6 |
| Winner | J. Langton (SAM) | | | | | |

| | | | | | | |
|---|---|---|---|---|---|---|
| Semi | | T. Bousquet (NC) | | V | L. Soonalole (SAM) | |
| | | 1 | 6 | | 1 | 4 |
| | | 2 | 7 | | 2 | 5 |
| Loser | L. Soonalole (SAM) | 5 | | | 5 | |
| Winner | T. Bousquet (NC) | | | | | |

| | | | | | | |
|---|---|---|---|---|---|---|
| Semi | | C. Godot (NC) | | V | J. Langton (SAM) | |
| | | 1 | 3 | | 1 | 6 |
| | | 2 | 4 | | 2 | 6 |
| Loser | C. Godot (NC) | 5 | | | 5 | |
| Winner | J. Langton (SAM) | | | | | |

| | | | | | | |
|---|---|---|---|---|---|---|
| Bronze | | L. Soonalole (SAM) | | V | C. Godot (NC) | |
| | | 1 | 6 | | 1 | 7 |
| | | 2 | 6 | | 2 | 4 |
| | | 3 | 3 | | 3 | 6 |
| Winner | C. Godot (NC) | | | | | |

| | | | | | | |
|---|---|---|---|---|---|---|
| Gold | | T. Bousquet (NC) | | V | J. Langton (SAM) | |
| | | 1 | 6 | | 1 | 3 |
| | | 2 | 6 | | 2 | 0 |
| Winner | T. Bousquet (NC) | | | | | |

# Ladies Doubles



| Quarter Finals | | SEMI FINALS | | FINALS | | |
|---|---|---|---|---|---|---|
| Soonalole/Tavita (SAM) 2 | Soonalole/Tavita (SAM) 2 | Soonalole/Tavita (SAM) 2 | Soonalole/Tavita (SAM) 2 | Soonalole/Tavita (SAM) 2 | Soonalole/Tavita (SAM) GOLD MEDAL | |
| Bye 0 | | | | | | |
| Bye 0 | Bye 0 | | | | | |
| Bye 2 | | | | | | |
| George/Korinihona (SOL) 2 | Galenon/Tokoragi (TAH) 2 | Galenon/Tokoragi (TAH) | | | | |
| Bye 0 | | | | | | |
| Randall/Sterling (NI) 0 | White/Tikaram (FIJ) 0 | | | | | |
| Bye 2 | | | | | | |
| White/Tikaram (FIJ) 2 | Randall/Sterling (NI) 0 | George/Korinihona (SOL) 0 | | Bonnet-Gueneau/Dupont (NC) 0 | | |
| Bye 0 | | | | | | |
| Bye 0 | George/Korinihona (SOL) 2 | | | | | |
| Galenon/Tokoragi (TAH) 2 | | | | | | |
| Bibi/Fong (FIJ) 2 | Bibi/Fong (FIJ) 0 | Bonnet-Gueneau/Dupont (NC 2 | | | | |
| Bye 0 | | | | | | |
| Bye 0 | Bonnet-Gueneau/Dupont (NC 2 | | | | | |
| Bonnet-Gueneau/Dupont (NC 2 | | | | | | |
| | | | | Galenon/Tokoragi (TAH) 0 | George/Korinihona (SOL) BRONZE MEDAL | |
| | | | | George/Korinihona (SOL) 2 | | |

| | |
|---|---|
| Gold | Soonalole/Tavita (SAM) |
| Silver | Bonnet-Gueneau/Dupont (NC) |
| Bronze | George/Korinihona (SOL) |

# Tennis - Ladies' Doubles

## PRELIMINARY ROUNDS

Match

| | | | | | |
|---|---|---|---|---|---|
| | | *Galenon/Tokoragi (TAH)* | | V *White/Tikaram (FIJ)* | |
| | | 1 | 6 | 1 | 0 |
| | | 2 | 6 | 2 | 1 |
| *Winner* | *Galenon/Tokoragi (TAH)* | | | | |

| | | | | | |
|---|---|---|---|---|---|
| | | *Randall/Sterling (NI)* | | V *George/Korinihona (SOL)* | |
| | | 1 | 3 | 1 | 6 |
| | | 2 | 3 | 2 | 6 |
| *Winner* | *George/Korinihona (SOL)* | | | | |

| | | | | | |
|---|---|---|---|---|---|
| | | *Bibi/Fong (FIJ)* | | V *Bonnet-Gueneau/Dupont (NC)* | |
| | | 1 | 0 | 1 | 6 |
| | | 2 | 3 | 2 | 6 |
| *Winner* | *Bonnet-Gueneau/Dupont (NC)* | | | | |

Semi

| | | | | | |
|---|---|---|---|---|---|
| | | *Soonalole/Tavita (SAM)* | | V *Galenon/Tokoragi (TAH)* | |
| | | 1 | 6 | 1 | 2 |
| | | 2 | 6 | 2 | 3 |
| *Loser* | *Galenon/Tokoragi (TAH)* | 5 | | 5 | |
| *Winner* | *Soonalole/Tavita (SAM)* | | | | |

Semi

| | | | | | |
|---|---|---|---|---|---|
| | | *George/Korinihona (SOL)* | | V *Bonnet-Gueneau/Dupont (NC)* | |
| | | 1 | 2 | 1 | 6 |
| | | 2 | 3 | 2 | 6 |
| *Loser* | *George/Korinihona (SOL)* | 5 | | 5 | |
| *Winner* | *Bonnet-Gueneau/Dupont (NC)* | | | | |

Bronze

| | | | | | |
|---|---|---|---|---|---|
| | | *Galenon/Tokoragi (TAH)* | | V *George/Korinihona (SOL)* | |
| | | 1 | 3 | 1 | 6 |
| | | 2 | 1 | 2 | 6 |
| *Winner* | *George/Korinihona (SOL)* | | | | |

Gold

| | | | | | |
|---|---|---|---|---|---|
| | | *Soonalole/Tavita (SAM)* | | V *Bonnet-Gueneau/Dupont (NC)* | |
| | | 1 | 6 | 1 | 3 |
| | | 2 | 7 | 2 | 5 |
| *Winner* | *Soonalole/Tavita (SAM)* | | | | |

# Tennis Men's Singles

## PRELIMINARY ROUNDS

Match

| | | | | | |
|---|---|---|---|---|---|
| | T. Bousquet (NC) | | V | Bye | |
| | 1 | | | 1 | |
| | 2 | | | 2 | |
| Winner T. Bousquet (NC) | | | | | |

| | | | | | |
|---|---|---|---|---|---|
| | K. Kolomatangi (TGA) | | V | F. Fa (FIJ) | |
| | 1 | 7 | | 1 | 5 |
| | 2 | 7 | | 2 | 6 |
| Winner K. Kolomatangi (TGA) | | | | | |

| | | | | | |
|---|---|---|---|---|---|
| | S. Ramoni (SOL) | | V | M. Manlangit (CKI) | |
| | 1 | 3 | | 1 | 6 |
| | 2 | 4 | | 2 | 6 |
| Winner M. Manlangit (CKI) | | | | | |

| | | | | | |
|---|---|---|---|---|---|
| | K. Randall (NI) | | V | L. Lee Tham (TAH) | |
| | 1 | 1 | | 1 | 6 |
| | 2 | 0 | | 2 | 6 |
| Winner L. Lee Tham (TAH) | | | | | |

| | | | | | |
|---|---|---|---|---|---|
| | F. Martineau (TAH) | | V | Bye | |
| | 1 | | | 1 | |
| | 2 | | | 2 | |
| Winner F.Martineau (TAH) | | | | | |

| | | | | | |
|---|---|---|---|---|---|
| | D. Menzies (NI) | | V | P. Guillaune (NC) | |
| | 1 | 1 | | 1 | 6 |
| | 2 | 5 | | 2 | 7 |
| Winner P. Guillaune (NC) | | | | | |

| | | | | | |
|---|---|---|---|---|---|
| | W. Rossouw (FIJ) | | V | J. Neth (FSM) | |
| | 1 | 6 | | 1 | 2 |
| | 2 | 6 | | 2 | 2 |
| Winner W. Rossouw (FIJ) | | | | | |

| | | | | | |
|---|---|---|---|---|---|
| | M. Leong (SOL) | | V | L. Soonalole (SAM) | |
| | 1 | 4 | | 1 | 6 |
| | 2 | 3 | | 2 | 6 |
| Winner L. Soonalole (SAM) | | | | | |

# Tennis Men's Singles

## PRELIMINARY ROUNDS

Match

| | | | | |
|---|---|---|---|---|
| | P. Cotti (TAH) | V | Bye | |
| | 1 | | 1 | |
| | 2 | | 2 | |
| Winner P. Cotti (TAH) | | | | |

| | | | | |
|---|---|---|---|---|
| | G. Grieg (CKI) | V | V. Fa (FIJ) | |
| | 1 | 6 | 1 | 3 |
| | 2 | 6 | 2 | 3 |
| Winner G. Grieg (CKI) | | | | |

| | | | | |
|---|---|---|---|---|
| | R. Penn (SAM) | V | J. Cross (NI) | |
| | 1 | 6 | 1 | 0 |
| | 2 | 6 | 2 | 3 |
| Winner R. Penn (SAM) | | | | |

| | | | | |
|---|---|---|---|---|
| | Bye | V | C. Godot (NC) | |
| | 1 | | 1 | |
| | 2 | | 2 | |
| Winner C. Godot (NC) | | | | |

| | | | | |
|---|---|---|---|---|
| | N. N'Godrela (NC) | V | A. Mausia (TGA) | |
| | 1 | 6 | 1 | 4 |
| | 2 | 6 | 2 | 1 |
| Winner N. N'Godrela (NC) | | | | |

| | | | | |
|---|---|---|---|---|
| | A. Kumar (FIJ) | V | M. Sterling (NI) | |
| | 1 | 6 | 1 | 3 |
| | 2 | 6 | 2 | 7 |
| | 3 | 6 | 3 | 1 |
| Winner A. Kumar (FIJ) | | | | |

| | | | | |
|---|---|---|---|---|
| | R. Yan (TAH) | V | S. Tesimu (SOL) | |
| | 1 | 7 | 1 | 6 |
| | 2 | 6 | 2 | 0 |
| Winner R. Yan (TAH) | | | | |

| | | | | |
|---|---|---|---|---|
| | Bye | V | J. Langton (SAM) | |
| | 1 | | 1 | |
| | 2 | | 2 | |
| Winner J. Langton (SAM) | | | | |

# Tennis Ladies' Singles

## PRELIMINARY ROUNDS

Match

| | | | | | |
|---|---|---|---|---|---|
| | *T. Soonalole (SAM)* | | V | *R. Galenon (TAH)* | |
| | 1 | 6 | | 1 | 0 |
| | 2 | 6 | | 2 | 0 |
| *Winner* | *T. Soonalole (SAM)* | | | | |

| | | | | | |
|---|---|---|---|---|---|
| | *M. Wiwane (NC)* | | V | *E. Tikaram (FIJ)* | |
| | 1 | 6 | | 1 | 0 |
| | 2 | 6 | | 2 | 1 |
| *Winner* | *M. Wiwane (NC)* | | | | |

| | | | | | |
|---|---|---|---|---|---|
| | *C. Bonnet-Gueneau (NC)* | | V | *I. George (SOL)* | |
| | 1 | 6 | | 1 | 1 |
| | 2 | 6 | | 2 | 0 |
| *Winner* | *C. Bonnet-Gueneau (NC)* | | | | |

| | | | | | |
|---|---|---|---|---|---|
| | *H. Bibi (FIJ)* | | V | *D. Randall (NI)* | |
| | 1 | 6 | | 1 | 1 |
| | 2 | 6 | | 2 | 1 |
| *Winner* | *H. Bibi (FIJ)* | | | | |

| | | | | | |
|---|---|---|---|---|---|
| | *G. Korinihona (SOL)* | | V | *L. Sterling (NI)* | |
| | 1 | 6 | | 1 | 2 |
| | 2 | 6 | | 2 | 2 |
| *Winner* | *G. Korinihona (SOL)* | | | | |

| | | | | | |
|---|---|---|---|---|---|
| | *P. Fong (FIJ)* | | V | *E. Tokoragi (TAH)* | |
| | 1 | 1 | | 1 | 6 |
| | 2 | 3 | | 2 | 6 |
| *Winner* | *E. Tokoragi (TAH)* | | | | |

| | | | | | |
|---|---|---|---|---|---|
| | *S. Tavita (SAM)* | | V | *G. Howard (NI)* | |
| | 1 | 6 | | 1 | 0 |
| | 2 | 6 | | 2 | 0 |
| *Winner* | *S. Tavita (SAM)* | | | | |

| | | | | | |
|---|---|---|---|---|---|
| | *W. White (FIJ)* | | V | *L. Dupont (NC)* | |
| | 1 | 0 | | 1 | 6 |
| | 2 | 2 | | 2 | 6 |
| *Winner* | *L. Dupont (NC)* | | | | |

# Tennis - Men's Doubles

## PRELIMINARY ROUNDS

Match

| | | | | | |
|---|---|---|---|---|---|
| | Langton/Soonalole (SAM) | | V | Greig/Manlangit (CKI) | |
| | 1 | 6 | | 1 | 2 |
| | 2 | 6 | | 2 | 2 |
| Winner | Langton/Soonalole (SAM) | | | | |

| | | | | | |
|---|---|---|---|---|---|
| | Lee Tham/Yan (TAH) | | V | Godot/Tafono (NC) | |
| | 1 | 6 | | 1 | 3 |
| | 2 | 7 | | 2 | 5 |
| Winner | Lee Tham/Yan (TAH) | | | | |

| | | | | | |
|---|---|---|---|---|---|
| | Randall/Cross (NI) | | V | Cotti/Martineau (TGA) | |
| | 1 | 1 | | 1 | 6 |
| | 2 | 5 | | 2 | 7 |
| Winner | Cotti/Martineau (TGA) | | | | |

| | | | | | |
|---|---|---|---|---|---|
| | Leong/Tesimu (SOL) | | V | Bousquet/N'Godrela (NC) | |
| | 1 | 2 | | 1 | 6 |
| | 2 | 7 | | 2 | 6 |
| | 3 | 4 | | 3 | 6 |
| Winner | Bousquet/N'Godrela (NC) | | | | |

| | | | | | |
|---|---|---|---|---|---|
| Semi | Langton/Soonalole (SAM) | | V | Lee Tham/Yan (TAH) | |
| | 1 | 3 | | 1 | 6 |
| | 2 | 7 | | 2 | 5 |
| | 3 | 6 | | 3 | 2 |
| Loser | Lee Tham/Yan (TAH) | | | | |
| Winner | Langton/Soonalole (SAM) | | | | |

| | | | | | |
|---|---|---|---|---|---|
| Semi | Cotti/Martineau (TGA) | | V | Bousquet/N'Godrela (NC) | |
| | 1 | 6 | | 1 | 4 |
| | 2 | 4 | | 2 | 6 |
| | 3 | 3 | | 3 | 6 |
| Loser | Cotti/Martineau (TGA) | | | | |
| Winner | Bousquet/N'Godrela (NC) | | | | |

| | | | | | |
|---|---|---|---|---|---|
| Bronze | Lee Tham/Yan (TAH) | | V | Cotti/Martineau (TGA) | |
| | Walkover 1 | | | 1 | |
| Winner | Lee Tham/Yan (TAH) | | | | |

| | | | | | |
|---|---|---|---|---|---|
| Gold | Langton/Soonalole (SAM) | | V | Bousquet/N'Godrela (NC) | |
| | 1 | 6 | | 1 | 0 |
| | 2 | 6 | | 2 | 2 |
| Winner | Langton/Soonalole (SAM) | | | | |

# Tennis - Mixed Doubles



# Tennis - Mixed Doubles

## PRELIMINARY ROUNDS

Match

| | | | | |
|---|---|---|---|---|
| | *Langton/Soonalole (SAM)* | | V *Tesimu/Korinihona (SOL)* | |
| | 1 | 4 | 1 | 6 |
| | 2 | 6 | 2 | 1 |
| | 3 | 6 | 3 | 2 |
| *Winner* | *Langton/Soonalole (SAM)* | | | |

| | | | | |
|---|---|---|---|---|
| | *Soonalole/Tavita (SAM)* | | V *Randall/Randall (NI)* | |
| | 1 | 6 | 1 | 4 |
| | 2 | 6 | 2 | 1 |
| *Winner* | *Soonalole/Tavita (SAM)* | | | |

| | | | | |
|---|---|---|---|---|
| | *Tafono/Wiwane (NC)* | | V *Rossouw/Bibi (FIJ)* | |
| | 1 | 6 | 1 | 1 |
| | 2 | 7 | 2 | 6 |
| *Winner* | *Tafono/Wiwane (NC)* | | | |

| | | | | |
|---|---|---|---|---|
| | *Penn/Devoe (SAM)* | | V *Bosquet/Dupont (NC)* | |
| | 1 | 2 | 1 | 6 |
| | 2 | 2 | 2 | 6 |
| *Winner* | *Bosquet/Dupont (NC)* | | | |

Semi

| | | | | |
|---|---|---|---|---|
| | *Langton/Soonalole (SAM)* | | V *Soonalole/Tavita (SAM)* | |
| | 1 | 6 | 1 | 2 |
| | 2 | 6 | 2 | 2 |
| *Loser* | *Soonalole/Tavita (SAM)* | | | |
| *Winner* | *Langton/Soonalole (SAM)* | | | |

Semi

| | | | | |
|---|---|---|---|---|
| | *Tafono/Wiwane (NC)* | | V *Bosquet/Dupont (NC)* | |
| | 1 | 7 | 1 | 5 |
| | 2 | 6 | 2 | 0 |
| *Loser* | *Bosquet/Dupont (NC)* | | | |
| *Winner* | *Tafono/Wiwane (NC)* | | | |

Bronze

| | | | | |
|---|---|---|---|---|
| | *Soonalole/Tavita (SAM)* | | V *Bosquet/Dupont (NC)* | |
| | 1 | 4 | 1 | 6 |
| | 2 | 6 | 2 | 1 |
| | 3 | 6 | 3 | 7 |
| *Winner* | *Bosquet/Dupont (NC)* | | | |

Gold

| | | | | |
|---|---|---|---|---|
| | *Langton/Soonalole (SAM)* | | V *Tafono/Wiwane (NC)* | |
| | 1 | 6 | 1 | 4 |
| | 2 | 6 | 2 | 2 |
| *Winner* | *Langton/Soonalole (SAM)* | | | |

# Tennis - Men's Doubles

## PRELIMINARY ROUNDS

Match

| | | | | | |
|---|---|---|---|---|---|
| | Langton/Soonalole (SAM) | | V | Bye | |
| | 1 | | | 1 | |
| Winner Langton/Soonalole (SAM) | | | | | |
| | Fa/Fa (FIJ) | | V | Greig/Manlangit (CKI) | |
| | 1 | 1 | | 1 | 6 |
| | 2 | 6 | | 2 | 4 |
| | 3 | 2 | | 3 | 6 |
| Winner Greig/Manlangit (CKI) | | | | | |
| | Lee Tham/Yan (TAH) | | V | Bye | |
| | 1 | | | 1 | |
| Winner Lee Tham/Yan (TAH) | | | | | |
| | Sterling/Quintal (NI) | | V | Godot/Tafono (NC) | |
| | 1 | 4 | | 1 | 6 |
| | 2 | 2 | | 2 | 6 |
| Winner Godot/Tafono (NC) | | | | | |
| | Randall/Cross (NI) | | V | Koloamatangi/Mausia (TGA) | |
| | 1 | | | 1 | |
| Walkover | 5 | | | 5 | |
| Winner Randall/Cross (NI) | | | | | |
| | Bye | | V | Cotti/Martineau (TAH) | |
| | 1 | | | 1 | |
| Winner Cotti/Martineau (TGA) | | | | | |
| | Rossouw/Kumar (FIJ) | | V | Leong/Tesimu (SOL) | |
| | 1 | 7 | | 1 | 5 |
| | 2 | 3 | | 2 | 6 |
| | 3 | 2 | | 3 | 6 |
| Winner Leong/Tesimu (SOL) | | | | | |
| | Bye | | V | Bousquet/N'Godrela (NC) | |
| | 1 | | | 1 | |
| Winner Bousquet/N'Godrela (NC) | | | | | |

# Tennis - Mixed Doubles

## PRELIMINARY ROUNDS

Match

| | | | | |
|---|---|---|---|---|
| | *Langton/Soonalole (SAM)* | | V *Fa/Fong (FIJ)* | |
| | 1 | 6 | 1 | 3 |
| | 2 | 6 | 2 | 1 |
| Winner *Langton/Soonalole (SAM)* | | | | |

| | | | | |
|---|---|---|---|---|
| | *Tesimu/Korinihona (SOL)* | | V *Sterling/Sterling (NI)* | |
| | 1 | 7 | 1 | 5 |
| | 2 | 6 | 2 | 0 |
| Winner *Tesimu/Korinihona (SOL)* | | | | |

| | | | | |
|---|---|---|---|---|
| | *Godot/Bonnet-Gueneau (NC)* | | V *Soonalole/Tavita (SAM)* | |
| | 1 | 7 | 1 | 6 |
| | 2 | 6 | 2 | 7 |
| | 3 | 6 | 3 | 7 |
| Winner *Soonalole/Tavita (SAM)* | | | | |

| | | | | |
|---|---|---|---|---|
| | *Fa/White (FIJ)* | | V *Randall/Randall (NI)* | |
| | 1 | 5 | 1 | 7 |
| | 2 | 5 | 2 | 7 |
| Winner *Randall/Randall (NI)* | | | | |

| | | | | |
|---|---|---|---|---|
| | *Quintal/Howard (NI)* | | V *Tafono/Wiwane (NC)* | |
| | 1 | 0 | 1 | 6 |
| | 2 | 1 | 2 | 6 |
| Winner *Tafono/Wiwane (NC)* | | | | |

| | | | | |
|---|---|---|---|---|
| | *Rossouw/Bibi (FIJ)* | | V *Leong/George (SOL)* | |
| | 1 | 6 | 1 | 4 |
| | 2 | 6 | 2 | 1 |
| Winner *Rossouw/Bibi (FIJ)* | | | | |

| | | | | |
|---|---|---|---|---|
| | *Penn/Devoe (SAM)* | | V *Kumar/Tikaram (FIJ)* | |
| | 1 | 6 | 1 | 3 |
| | 2 | 6 | 2 | 1 |
| Winner *Penn/Devoe (SAM)* | | | | |

| | | | | |
|---|---|---|---|---|
| | *Yan/Tokoragi (TAH)* | | V *Bosquet/Dupont (NC)* | |
| | 1 | 5 | 1 | 7 |
| | 2 | 2 | 2 | 6 |
| Winner *Bosquet/Dupont (NC)* | | | | |

# Tennis Men's Doubles

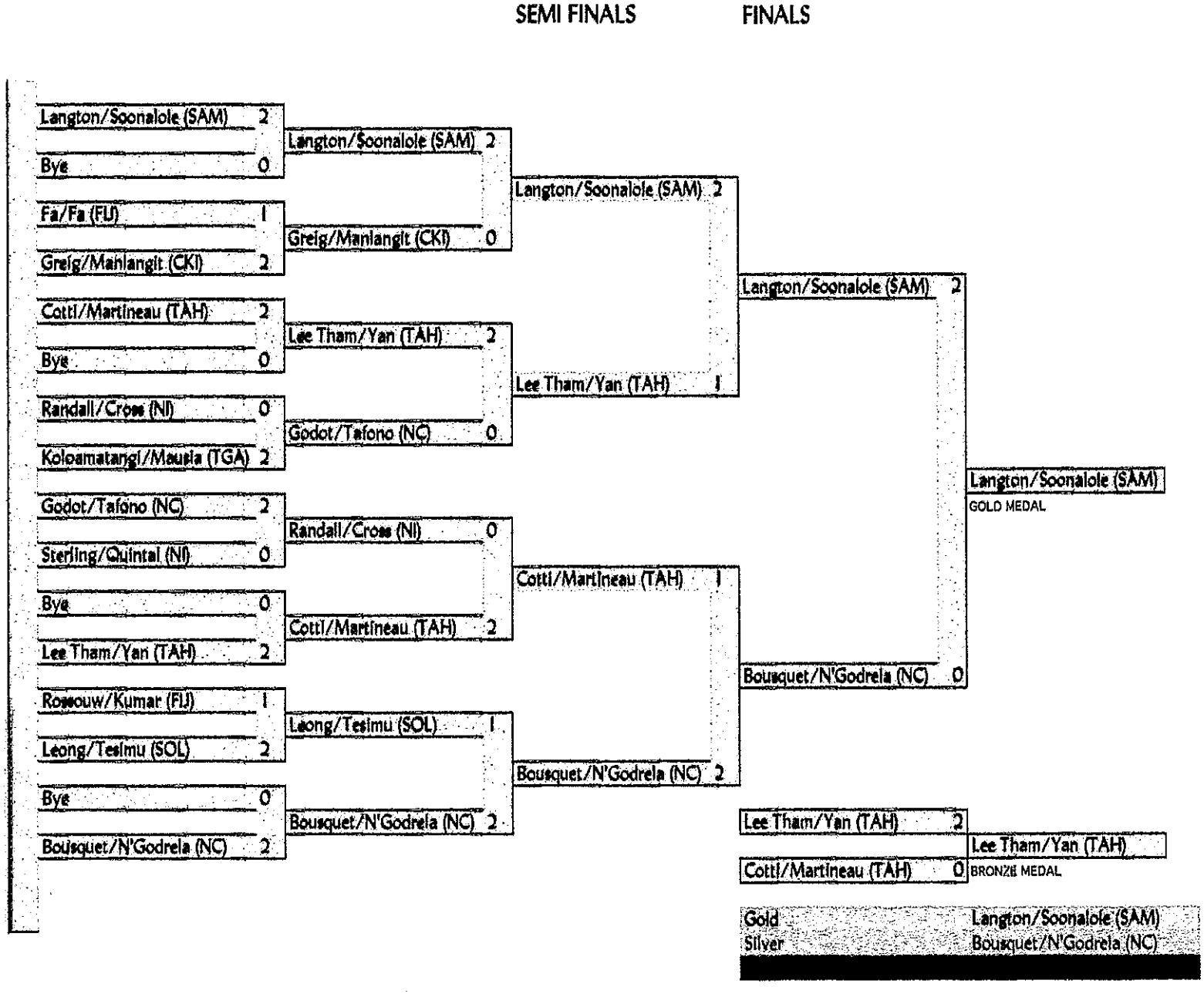

# 6th Mini South Pacific Games

# Triathlon



Tahiti and New Caledonia dominated the event winning 7 of the possible 9 medals on offer, with the Cook Islands and Northern Marianas claiming the other two as they each won their first medals of the Games.

**Overall Medals - Triathlon**

| Team | Gold | Silver | Bronze | Total |
|---|---|---|---|---|
| Cook Islands | | 1 | | 1 |
| Fiji | | | | |
| Guam | | | | |
| New Caledonia | 2 | | 2 | 4 |
| Northern Marianas | | | 1 | 1 |
| Norfolk Island | | | | |
| Palau | | | | |
| Tahiti | 1 | 2 | | 3 |
| TOTAL | 3 | 3 | 3 | |

There were many success stories for the day, in addition to the superb gold medal performances. Every athlete who started the challenging course, completed the race. Serena Francis of the Cook Islands qualified for the 2002 Manchester Commonwealth Games on her way to the silver medal in the Women's event and Fuanes Oiterong of Palau posted a personal best time in the Men's event despite completing an additional lap on the bike leg.

# Triathlon

## INDIVIDUAL RESULTS

### WOMEN'S DIVISION

| | | |
|---|---|---|
| 1st | Erika Ellis (NCL) | 2hr 36.07 |
| 2nd | Serena Francis (CKI) | 2hr 38.50 |
| 3rd | Judith Benebig (NCL) | 2hr 43.26 |

### MEN'S DIVISION

| | | |
|---|---|---|
| 1st | Tamatoa Guerry (TAH) | 2hr 12.54 |
| 2nd | Eric Zorgnotti (TAH) | 2hr 14.04 |
| 3rd | Axel Lux (NCL) | 2hr 19.08 |

# Triathlon

## TEAM EVENT RESULTS

### Team Event

**1st New Caledonia**

| | |
|---|---|
| Axel Lux | 2hr 19.08 |
| Karl Laigle | 2hr 21.09 |
| Erika Ellis | 2hr 36.07 |
| **Total Time:** | **7hr 16.24** |

**2nd Tahiti**

| | |
|---|---|
| Tamatoa Guerry | 2hr 12.54 |
| Eric Zorgnotti | 2hr 14.04 |
| Laurence Lacombe | 2hr 54.51 |
| **Total Time:** | **7hr 21.49** |

**3rd Northern Marianas**

| | |
|---|---|
| Seung Jin Lee | 2hr 27.29 |
| Stephan Semoyloff | 2hr 29.50 |
| Kathryn Sinclair | 2hr 43.44 |
| **Total Time:** | **7hr 41.03** |

# Triathlon
## RESULTS SHEET

| Position | Competitor | Country | Time | (M/F) |
|---|---|---|---|---|
| 1 | Tamatoa Guerry | TAH | 2hr 12.54 | M |
| 2 | Eric Zorgnotti | TAH | 2hr 14.04 | M |
| 3 | Axel Lux | NCL | 2hr 19.08 | M |
| 4 | Karl Laigle | NCL | 2hr 21.09 | M |
| 5 | Jude Baker | GUM | 2hr 23.41 | M |
| 6 | Pierre Peccoud | NCL | 2hr 24.58 | M |
| 7 | Laurent Machebocue | TAH | 2hr 26.51 | M |
| 8 | Seung J N Lee | CNMI | 2hr 27.29 | M |
| 9 | David Richmond | TAH | 2hr 29.17 | M |
| 10 | Stephan Samoyloff | CNMI | 2hr 29.50 | M |
| 11 | Kevin Henderson | CKI | 2hr 32.38 | M |
| 12 | Geoff Stoddart | CKI | 2hr 33.20 | M |
| 13 | Mike Carr | CKI | 2hr 35.54 | M |
| 14 | Erika Ellis | NCL | 2hr 36.07 | F |
| 15 | Serena Francis | CKI | 2hr 38.50 | F |
| 16 | Felipe Pedernal | CNMI | 2hr 39.51 | M |
| 17 | Trevor Calder | NFK | 2hr 42.47 | M |
| 18 | Judith Benebig | NCL | 2hr 43.26 | F |
| 19 | Kathryn Sinclair | CMNI | 2hr 43.44 | F |
| 20 | William Russia | FIJ | 2hr 50.52 | M |
| 21 | Laurence Lacombe | TAH | 2hr 54.51 | F |
| 22 | Gladys Wong Foo | TAH | 3hr 06.41 | F |
| 23 | Lena Pratt | FIJ | 3hr 08.12 | F |
| 24 | Fuanes Oiterong | PAL | 3hr 11.33 | M |
| 25 | Benjamin Blake | FIJ | 3hr 12.46 | M |
| 26 | Sisi Gravelle | FIJ | 3hr 13.52 | F |

# Triathlon

## Time Sheet



| Placing | Name | Counry | Section | Swim | Cycle | Run | Finish Time |
|---|---|---|---|---|---|---|---|
| 1 | Tamatoa Guerry | TAH | M | 23'53 | 1hr 8'14 | 40'47 | 2hr 12.54 |
| 2 | Eric Zorgnotti | TAH | M | 23'54 | 1hr 6'26 | 43'44 | 2kr 14.04 |
| 3 | Axel Lux | NCL | M | 23'56 | 1hr 7'48 | 47'24 | 2hr 19.08 |
| 4 | Karl Laigle | NCL | M | 22'56 | 1hr 11'50 | 46'23 | 2hr 21.09 |
| 5 | Jude Baker | GUM | M | 23'59 | 1hr 15'06 | 44'36 | 2hr 23.41 |
| 6 | Pierre Peccoud | NCL | M | 28'07 | 1hr 13'50 | 43'01 | 2hr 24.58 |
| 7 | Laurent Machebocue | TAH | M | 24'42 | 1hr 20'20 | 41'49 | 2hr 26.51 |
| 8 | Seung J N Lee | CNMI | M | 22'24 | 1hr 17'36 | 47'29 | 2hr 27.29 |
| 9 | David Richmond | TAH | M | 29'23 | 1hr 14'31 | 45'18 | 2hr 29.12 |
| 10 | Stephan Samoyloff | CNMI | M | 27'27 | 1hr 16'04 | 46'19 | 2hr 29.50 |
| 11 | Kevin Henderson | CKI | M | 28'20 | 1hr 19'04 | 45'14 | 2hr 32.38 |
| 12 | Geoff Stoddart | CKI | M | 26'25 | 1hr 15'06 | 51'49 | 2hr 33.20 |
| 13 | Mike Carr | CKI | M | 30'04 | 1hr 19'56 | 45'54 | 2hr 35.54 |
| 14 | Erika Ellis | NCL | F | 33'34 | 1hr 15'57 | 46'36 | 2hr 36.07 |
| 15 | Serena Francis | CKI | F | 27'33 | 1hr 21'44 | 49'33 | 2hr 38.50 |
| 16 | Felipe Pedernal | CNMI | M | 29'46 | 1hr 21'51 | 48'04 | 2hr 39.51 |
| 17 | Trevor Calder | NFK | M | 36'12 | 1hr 17'56 | 48'39 | 2hr 42.47 |
| 18 | Judith Benebig | NCL | F | 31'49 | 1hr 19'12 | 52'25 | 2hr 43.26 |
| 19 | Kathryn Sinclair | CMNI | F | 31'53 | 1hr 23'21 | 48'30 | 2hr 43.44 |
| 20 | William Russia | FIJ | M | 31'40 | 1hr 19'44 | 59'28 | 2hr 50.52 |
| 21 | Laurence Lacombe | TAH | F | 23'51 | 1hr 29'27 | 1hr 1'33 | 2hr 54.51 |
| 22 | Gladys Wong Foo | TAH | F | 34'29 | 1hr 31'45 | 1hr 0'27 | 3hr 06.41 |
| 23 | Lena Pratt | FIJ | F | 27'31 | 1hr 40'10 | 1hr 0'31 | 3hr 08.12 |
| 24 | Fuanes Oiterong | PAL | M | 41'50 | 1hr 37'31 | 52'12 | 3hr 11.33 |
| 25 | Benjamin Blake | FIJ | M | 37'46 | 1hr 26'29 | 1hr 08'31 | 3hr 12.46 |
| 26 | Sisi Gravelle | FIJ | F | 42'43 | 1hr 30'51 | 1hr 0'18 | 3hr 13.52 |
| 27 | | | | | | | |
| 28 | | | | | | | |
| 29 | | | | | | | |
| 30 | | | | | | | |