

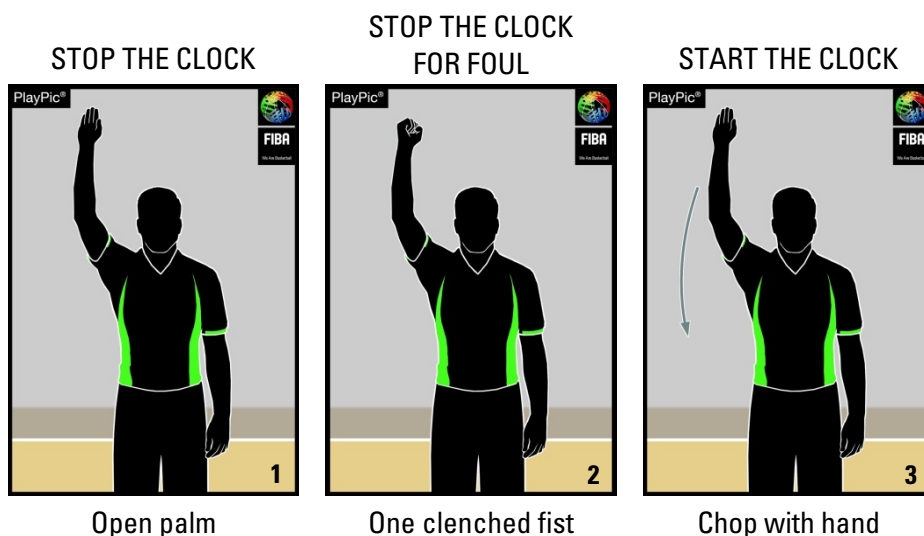
A - OFFICIALS' SIGNALS

A.1 The hand signals illustrated in these rules are the only official signals.

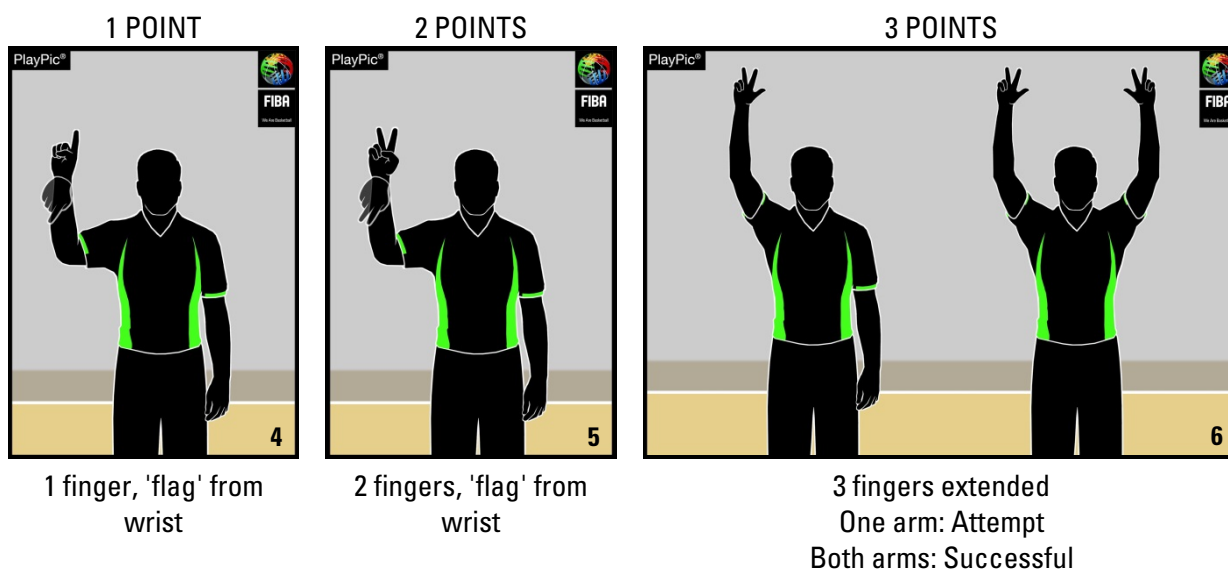
A.2 While reporting to the scorer's table it is strongly recommended to verbally support the communication (in international games in the English language).

A.3 It is important that the table officials are familiar with these signals.

Game clock signals



Scoring



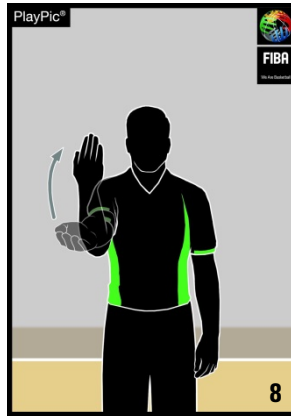
Substitution and Time-out

SUBSTITUTION



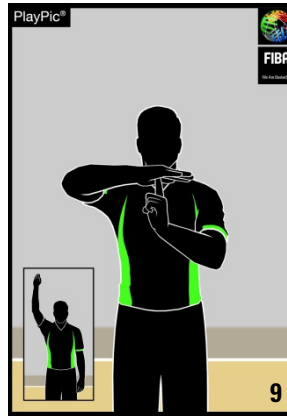
Cross forearms

BECKONING-IN



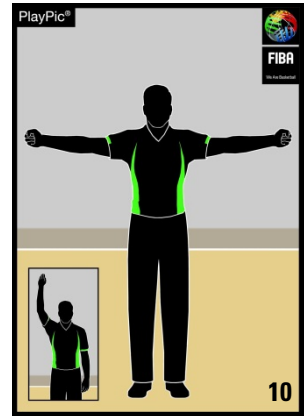
Open palm, wave towards the body

CHARGED TIME-OUT



Form T, show index finger

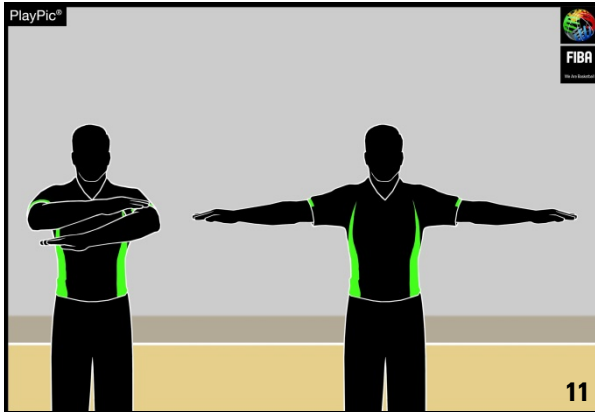
MEDIA TIME-OUT



Open arms with clenched fists

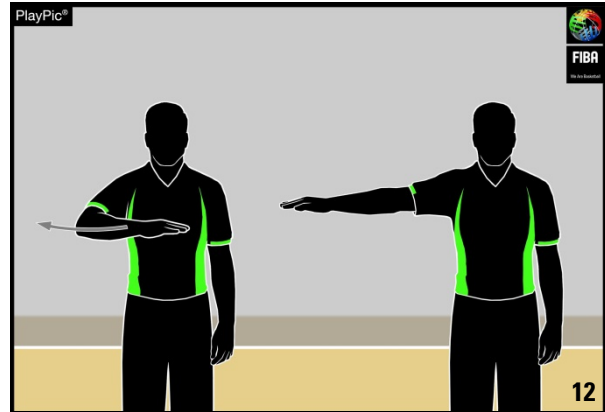
Informative

CANCEL SCORE, CANCEL PLAY



Scissor-like action with arms, once across chest

VISIBLE COUNT




Counting while moving the palm

COMMUNICATION



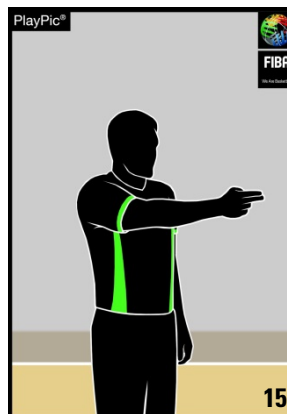
Thumb up

SHOT CLOCK RESET



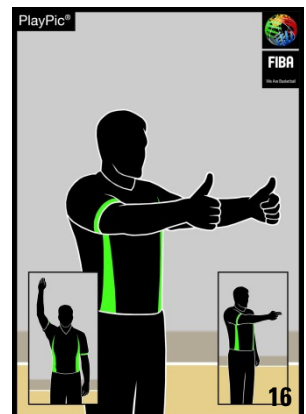
Rotate hand, extend index finger

DIRECTION OF PLAY AND/OR OUT-OF-BOUNDS

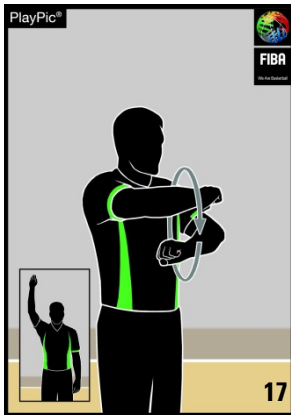


Point in direction of play, arm parallel to sidelines

HELD BALL/JUMP BALL SITUATION



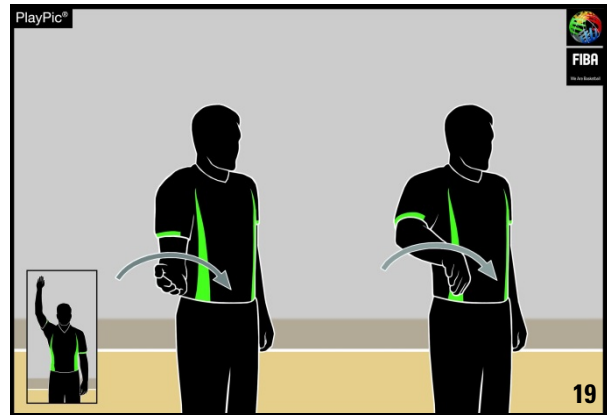
Thumbs up, then point in direction of play using the alternating possession arrow

Violations
TRAVELLING


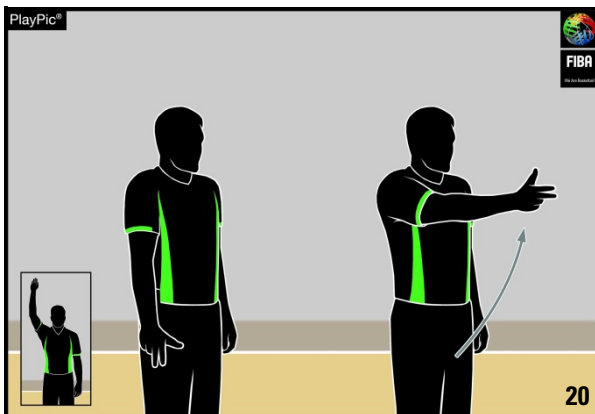
Rotate fists


**ILLEGAL DRIBBLE:
DOUBLE DRIBBLING**

 Patting motion with
palm

**ILLEGAL DRIBBLE:
CARRYING THE BALL**


Half rotation with palm


3 SECONDS

 Arm extended,
show 3 fingers

5 SECONDS


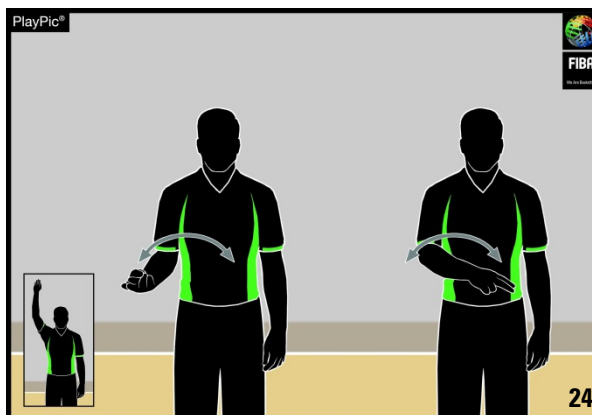
Show 5 fingers

8 SECONDS

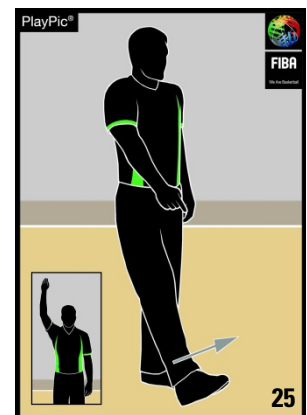

Show 8 fingers

24 SECONDS


Fingers touch shoulder

BALL RETURNED TO BACKCOURT


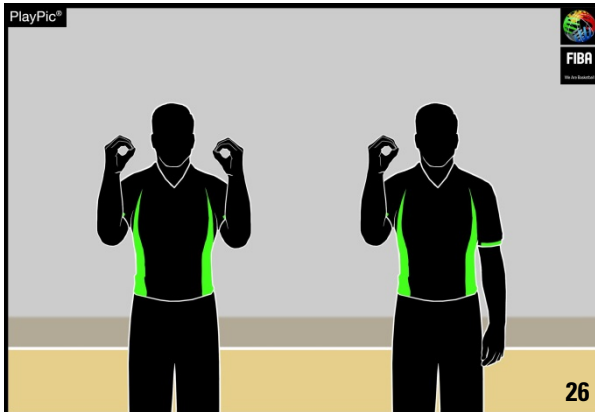
Wave arm front of body

**DELIBERATE
FOOT BALL**


Point to the foot

Number of Players

No. 00 and 0



Both hands show
number 0

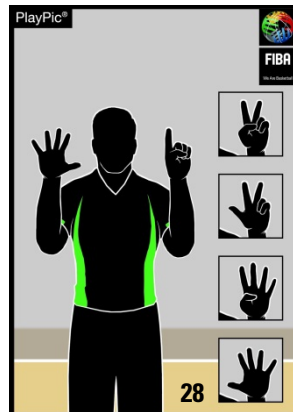
Right hand shows
number 0

No. 1 - 5



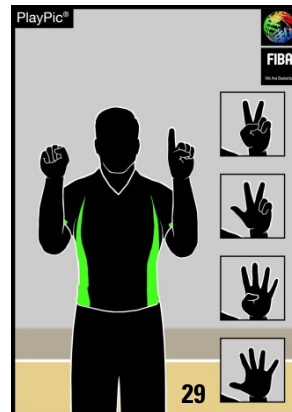
Right hand shows
number 1 to 5

No. 6 - 10



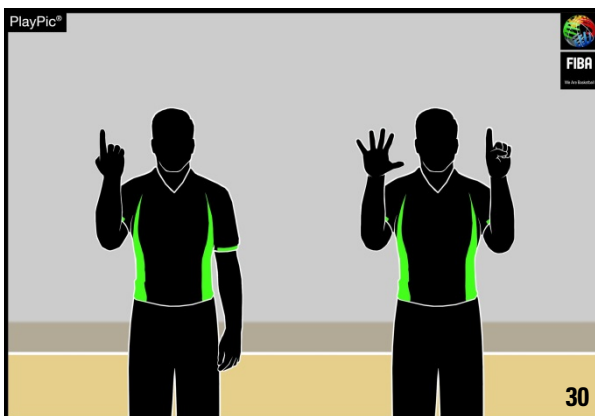
Right hand shows
number 5,
left hand shows
number 1 to 5

No. 11 - 15



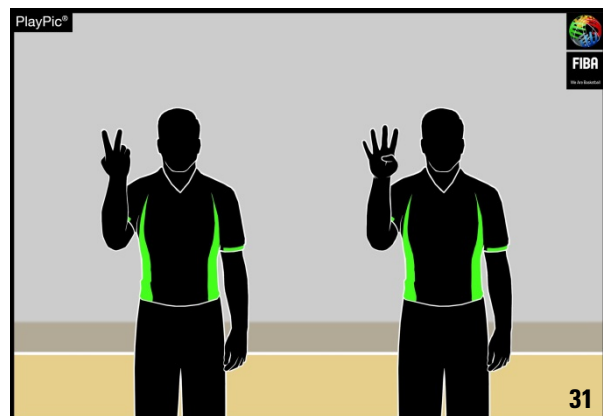
Right hand shows
clenched fist,
left hand shows
number 1 to 5

No. 16



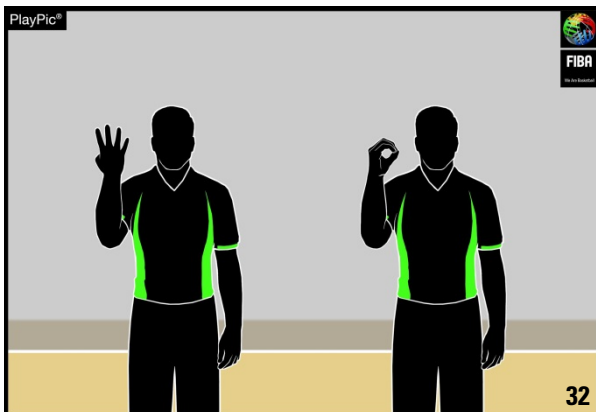
First reverse hand shows number 1 for the
decade digit - then open hands show number 6
for the units digit

No. 24



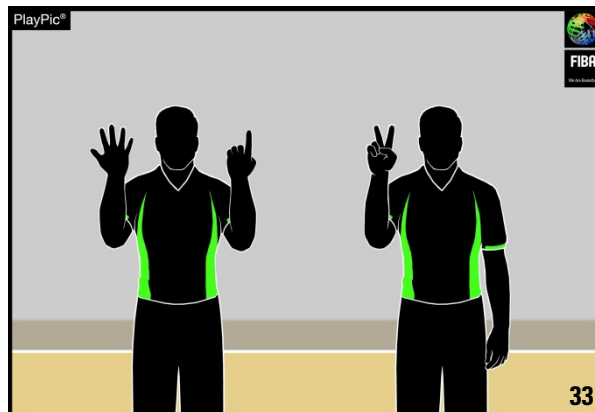
First reverse hand shows number 2 for the
decade digit - then open hand shows number 4
for the units digit

No. 40




First reverse hand shows number 4 for the decade digit - then open hand shows 0 for the units digit

No. 62



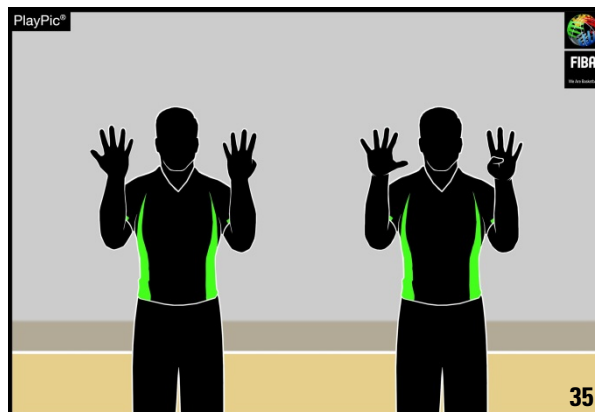
First reverse hands show number 6 for the decade digit - then open hand shows 2 for the units digit

No. 78



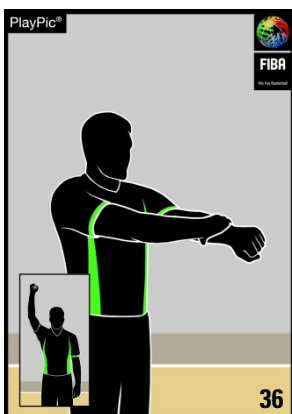
First reverse hands show number 7 for the decade digit - then open hands show number 8 for the units digit

No. 99

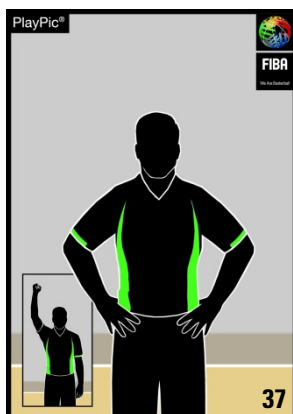


First reverse hands show number 9 for the decade digit - then open hands show number 9 for the units digit

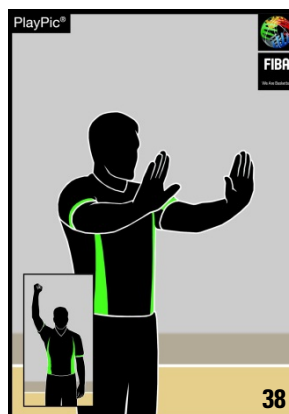
Type of Fouls

HOLDING


Grasp wrist downward

**Blocking (defense),
Illegal Screen (offense)**


Both hands on hips


**PUSHING OR
CHARGING WITHOUT
THE BALL**


Imitate push

HANDCHECKING

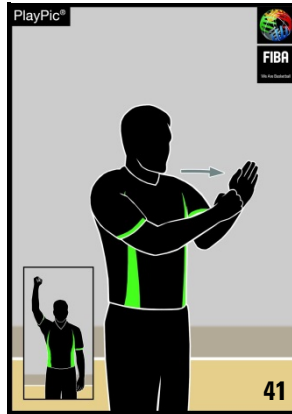

Grab palm and forward motion

ILLEGAL USE OF HANDS




Strike wrist

CHARGING WITH THE BALL



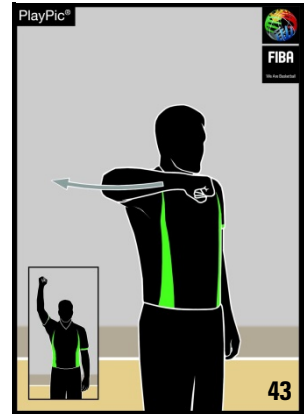
Clenched fist
strike open palm

ILLEGAL CONTACT TO THE HAND



Strike the palm
towards the other
forearm

EXCESSIVE SWINGING OF ELBOW



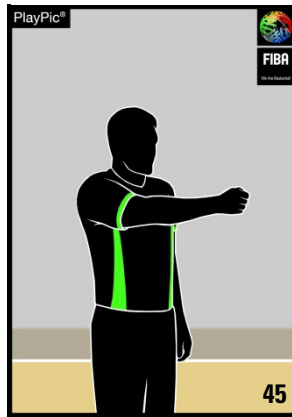
Swing elbow
backwards

HIT TO THE HEAD



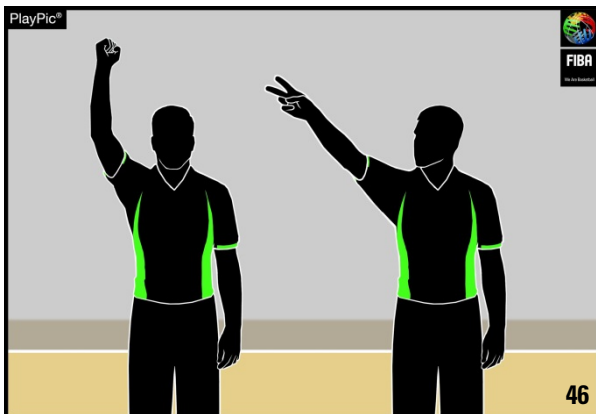
Imitate the contact
to the head

FOUL BY TEAM IN CONTROL OF THE BALL



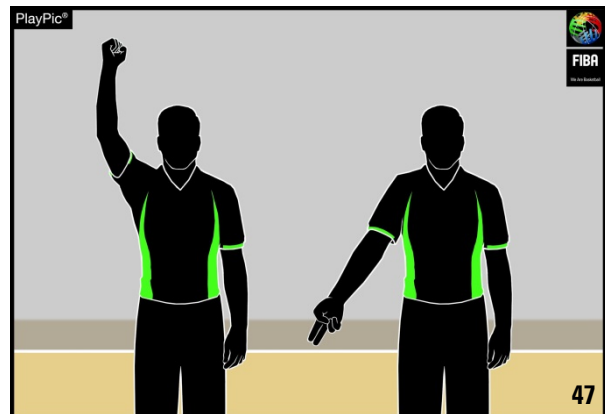
Point clenched fist
towards basket of
offending team

FOUL ON THE ACT OF SHOOTING



One arm with clenched fist, followed by
indication of the numbers of free throws

FOUL NOT ON THE ACT OF SHOOTING



One arm with clenched fist, followed by
pointing to the floor

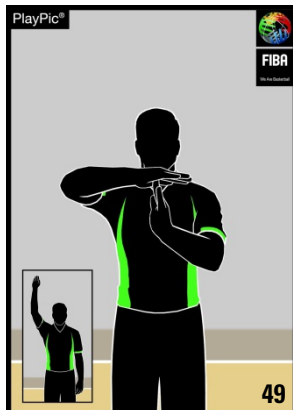
Special Fouls

DOUBLE FOUL



Wave clenched fists on both hands

TECHNICAL FOUL




Form T, showing palms

UNSPORTSMANLIKE FOUL



Grasp wrist upward

DISQUALIFYING FOUL

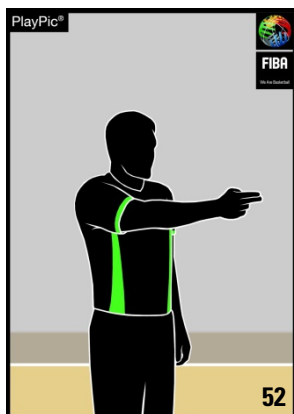


Clenched fists on both hands

Foul Penalty Administration

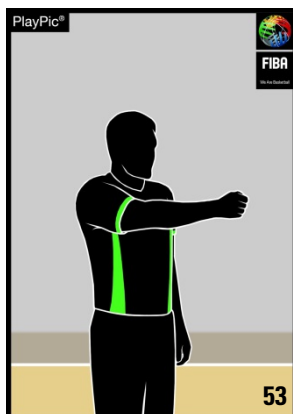
Reporting to Table

AFTER FOUL WITHOUT FREE THROW(S)




Point in direction of play, arm parallel to sidelines

AFTER FOUL BY TEAM IN CONTROL OF THE BALL




Clenched fist in direction of play, arm parallel to sidelines

1 FREE THROW



Hold up 1 finger

2 FREE THROWS



Hold up 2 fingers

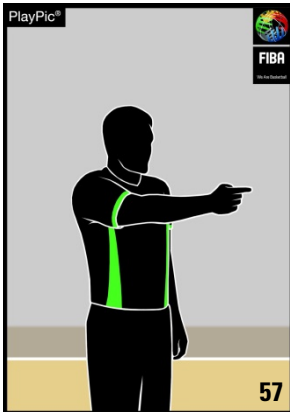
3 FREE THROWS



Hold up 3 fingers

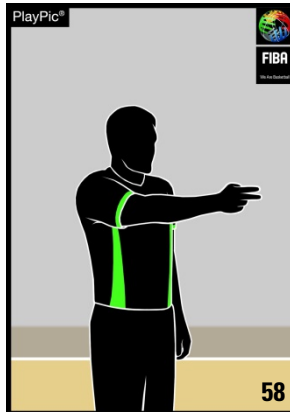
Administrating Free Throws – Active Official (Lead)

1 FREE THROW



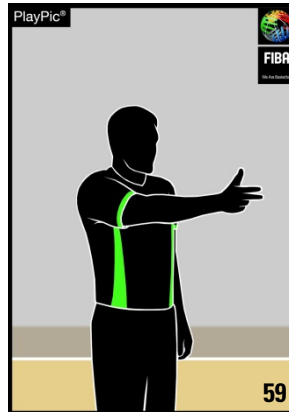
1 finger horizontal

2 FREE THROWS



2 fingers horizontal

3 FREE THROWS



3 fingers horizontal


Administrating Free Throws – Passive Official (Trail & Centre)

1 FREE THROW




Index finger

2 FREE THROWS



Fingers together
on both hands

3 FREE THROWS



3 fingers extended
on both hands

Diagram 7 Officials' signals