

Community Referee program

Apprentice Referee Workbook



Today we will learn to:

- How a referee prepares for a game;
- How a referee gets to the right position to make the right call;
- Basic rules of basketball;
- The basic signals used by referees.

My notes:

1. What will I need to bring to referee a game of basketball?

a. _____

b. _____

c. _____

d. _____

2. How do I know if the game is ready to start?

a. _____

b. _____

c. _____

d. _____

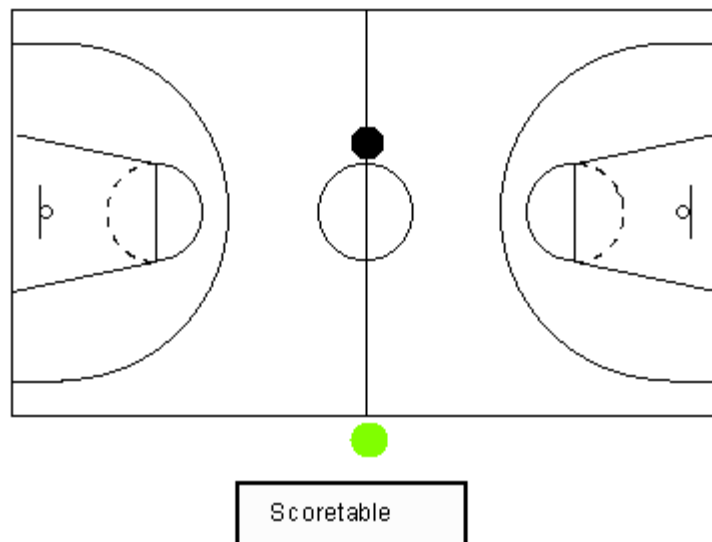
3. How does the referee start the game of basketball?

4. Describe the signal for Time Out.

5. Describe the action the referee takes when a substitution is to happen.



6. Watch the video and show where the referees should end up




7. Describe the signal for a stop clock.

8. Describe the signal for a foul call stop clock.





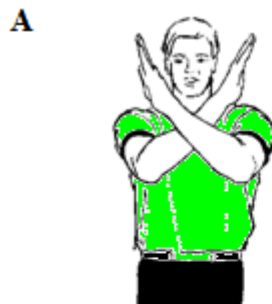
9. What is the difference between the above diagrams?



10. What is the difference between the above diagrams?




11. Label the foul signals in the above diagrams.




12. Label the hand signals in the above diagrams.



13. Label the violation signals in the above diagrams.



14. In the above diagram, whose ball is it?



15. In the above diagram, what is the correct call?



16. In the above diagram, what should the referee call?