

# Community Referee program

Community Referee Workbook



## Today we will learn to:

- What a Community Badge referee needs to do before and after the game
- Working with your partner to cover the whole court
- Managing players, coaches and spectators
- How to make sure the game is played safely
- More rules

My notes:

1. What should you do before starting the game

a. \_\_\_\_\_

b. \_\_\_\_\_

c. \_\_\_\_\_

d. \_\_\_\_\_

e. \_\_\_\_\_

2. What size ball would you use for U16 boys and U16 girls?

U16 Boys:      a) 5      b) 6      c) 7

U16 Girls:      a) 5      b) 6      c) 7

## 3. Complete the FIBA scoresheet.....

Basketball Australia		CARTOONS		ACTORS	
Team A		Team A		Team B	
THE HOLLYWOOD BOWL		Venue		Game #	
TODAY		Date		Time	
20:00		1		3579	
Team A		CARTOONS (gold)		Team B	
Time Outs		Team Fouls		Team Fouls	
First Half		or		or	
Second Half		or		or	
Extra Time		or		or	
FOULS		FOULS		FOULS	
Name of Player		#		1 2 3 4 5	
4 CAPTAIN HOOK		P <sub>1</sub>		P <sub>1</sub>	
5 ROADRUNNER		P <sub>2</sub>		P <sub>2</sub>	
6 MICKEY MOUSE		P <sub>3</sub>		P <sub>3</sub>	
7 DONALD DUCK		P <sub>4</sub>		P <sub>4</sub>	
8 SYLVESTER CAT		P <sub>5</sub>		P <sub>5</sub>	
9 PRETTY PRECIOUS		P <sub>6</sub>		P <sub>6</sub>	
10 TWEETIE BIRD		P <sub>7</sub>		P <sub>7</sub>	
11 GOOFY GOON (C)		P <sub>8</sub>		P <sub>8</sub>	
12 CHICKEN LITTLE		P <sub>9</sub>		P <sub>9</sub>	
13 WILEY COYOTE		P <sub>10</sub>		P <sub>10</sub>	
Coach: WALT DISNEY		Asst Coach: MEL BLANC			
Team B		ACTORS (black)		Team B	
Time Outs		Team Fouls		Team Fouls	
First Half		or		or	
Second Half		or		or	
Extra Time		or		or	
FOULS		FOULS		FOULS	
Name of Player		#		1 2 3 4 5	
4 CLARK GABLE		P <sub>1</sub>		P <sub>1</sub>	
5 ERROL FLYNN		P <sub>2</sub>		P <sub>2</sub>	
6 HUMPHREY BOGART (CL)		P <sub>3</sub>		P <sub>3</sub>	
7 RAYMOND BURR (C)		P <sub>4</sub>		P <sub>4</sub>	
8 CARY GRANT		P <sub>5</sub>		P <sub>5</sub>	
9 ROCK HUDSON		P <sub>6</sub>		P <sub>6</sub>	
10 JOHN WAYNE		P <sub>7</sub>		P <sub>7</sub>	
11 MICKEY ROONEY		P <sub>8</sub>		P <sub>8</sub>	
12 YUL BRYNNER		P <sub>9</sub>		P <sub>9</sub>	
13 GEORGE BURNS		P <sub>10</sub>		P <sub>10</sub>	
Coach: TOM CRUISE		Asst Coach: MEL GIBSON			
SCORES		A		B	
1st Quarter		20		15	
2nd Quarter		19		12	
3rd Quarter		25		20	
4th Quarter		A		B	
Extra Periods		A		B	
Full Time		A		B	
RUNNING SCORE		A		B	
11		1		6	
11		3		13	
13		9		13	
7		5		45	
6		6		13	
11		4		47	
8		6		13	
4		6		49	
10		10		13	
7		4		51	
7		12		12	
13		5		53	
7		14		6	
15		9		55	
7		16		56	
17		17		11	
5		6		13	
13		19		11	
13		13		11	
21		21		61	
2		9		5	
23		23		6	
2		9		6	
25		25		13	
8		26		5	
27		27		5	
11		28		68	
11		30		5	
6		31		5	
32		32		11	
6		33		9	
8		34		9	
35		35		5	
8		36		9	
4		37		5	
38		38		13	
6		39		5	
40		40		7	
FINAL SCORE:		Team A		Team B	
WINNING TEAM:					
Chairman:				Scorer:	
Timekeeper:				24' Op	
Referee:				Umpire:	
Protest:					

## 4. Complete the running scoresheet.....

COACH: Walt Disney																																	
Second Half					Extra Period		Total																										
3					—		3																										
2	2	2	2	2	10		12																										
6	2	2	2	2	8		14																										
12	2	2	2	2	2		14																										
5	2	2	2	2	3		8																										
—					—		—																										
—					—		—																										
7	3	2	2	2	7		14																										
—	2	2	2	2	2		2																										
4	2	2	2	2	13		17																										
2																																	
39	TIME OUTS				2																												
11	11	6	6	8	8	4	6	6	13	13	13	13	13	12	6	11	13	11	11														
7	88	89	90	91	92	93	94	95	96	97	98	99	100	101	102	103	104	105	106	107	108	109	110	111	112	113	114	115	116	117	118	119	120

2nd Half
Team
Fouls
6
5
8
6
7
12
6
13
7
13
11

Non scorers  
or  
foulers,  
please  
sign  
scoresheet

COACH: Tom Cruise																																	
Second Half					Extra Period		Total																										
3					—		3																										
5	2	2	2	2	4		9																										
7	2	2	2	2	9		16																										
—	2	2	2	2	7		7																										
—					—		—																										
10	2	2	2	2	7		17																										
—	2	2	2	2	—		—																										
—	3	3	3	3	3		3																										
—					—		—																										
2	2	2	2	2	2		4																										
2																																	
27	TIME OUTS				2																												
5	5	9	9	9	13	7	7	7	7	6	6	6	6	9	9	11	6																
7	88	89	90	91	92	93	94	95	96	97	98	99	100	101	102	103	104	105	106	107	108	109	110	111	112	113	114	115	116	117	118	119	120

2nd Half
Team
Fouls
9
7
5
6
13
6
10
11
8
6
4
4
4
8

Reports,  
Injuries, and  
New  
Registrations  
list on back of  
scoresheet

Remarks \_\_\_\_\_ Referee \_\_\_\_\_  
Umpire \_\_\_\_\_ Scorer \_\_\_\_\_

5. What is the position called where a referee is situated in front of the play?

---

---

6. What is the position called where the referee is situated behind the play?

---

---

7. When the ball is tapped in the jump ball where does the referee nearest to the score table run?

---

---

8. When the ball is tapped in the jump ball where does the referee in the circle run to?

---

---

9. In the diagram show where each official should be looking/concentrating



10. You have made a call and a player says “that’s ridiculous, are you blind ref?” Should you:
- a) Walk away and say nothing
  - b) Explain why you made the call
  - c) Say “No I’m not blind”.
11. You have made a call and a coach says “ref, it looked to me like that he got the ball clean.” Should you:
- (a) Walk away and say nothing
  - (b) Explain the call (eg “his hand did hit the ball but there was contact with the hip”)
  - (c) Say “sit down and be quiet”
12. You have made a call and given an explanation in response to a question. The coach now says “I think your interpretation of that rule is incorrect. I thought the points of emphasis were that it would be called differently: Should you
- (a) Walk away and say nothing
  - (b) Say “that’s enough coach. Any more from you and I’ll have to tech foul you”
  - (c) Say “Coach, I’m happy to explain the rule at quarter time. Let’s get the game going now.”



13. Tick the examples where you would allow the play to continue until the next dead ball or turnover.

- ☐ Player is on the ground in the backcourt with a sore leg
- ☐ Player has been hit in the mouth and is bleeding
- ☐ Player has been knocked to the ground and is unconscious
- ☐ Floor is wet behind the play
- ☐ Ball comes onto the court in front of the play
- ☐ Player is screaming in pain, the ball is still in the backcourt
- ☐ The fire door exit alarm is accidentally triggered
- ☐ A small child has wandered onto the court in front of the play
- ☐ Ball comes onto the court behind the play
- ☐ Six players are found to be on the court
- ☐ Players start to fight in the backcourt behind play
- ☐ The coach is yelling abuse whilst the opposition are on a fast break
- ☐ Player has lost his contact lenses behind the play

14. Match up the foul call to the picture:

Holding foul



Hands foul




Blocking foul



Pushing foul




15. In the above diagram, who should get the foul?





6 Black / 4 White

16. Which foot is the pivot foot?




Right / Left

17. Which sequence is legal and which one is illegal?



18. Describe the violation the player has done for this signal to be called?




---

---

---

Describe the violation the player has done for this signal to be called?




---

---

---

16. Describe the violation the player has done for this signal to be called?



---

---

---