

Eagles 85 - 103 Ansett

Box Score

Competition: Darw in Airport Resort League Men

Game No: 42701

Date: 10/09/2011 Time: 20:00 Venue: Court 2

Attendance:

Referees:

Commissioner:

Scoring by 5 min intervals:

P1

P2

P3

P4

Eagles

8	23
8	24

39	41
38	55

49	64
67	78

74	85
96	103

Ansett

Eagles

No.	Name	Min	Field Goals		3 Points		Free Throws		Rebounds			AS	TO	ST	Blocks		Fouls		PTS	Eff
			M/A	%	M/A	%	M/A	%	OR	DR	TOT				For	Rec	For	Rec		
* 5	NIVEN-TREWIN Jay den	23:49	2/7	29	1/4	25	0/0	0	1	4	5	1	0	0	1	0	1	0	5	6
* 8	BUI Henry	30:42	6/12	50	0/1	0	2/4	50	4	1	5	0	5	0	0	0	4	3	14	7
* 15	KERNICK Matthew	19:35	2/8	25	0/1	0	0/0	0	0	1	1	1	0	2	0	0	3	0	4	-1
* 22	PERKINS Buster	40:00	10/34	29	6/14	43	4/6	67	5	19	24	5	6	2	0	0	1	6	30	36
* 32	WHITE Samuel	38:21	3/6	50	0/0	0	4/6	67	3	4	7	1	2	0	0	0	4	3	10	12
40	REID Daniel	22:04	5/7	71	1/2	50	0/0	0	0	0	0	0	3	2	0	0	1	0	11	7
77	JOHNSON Joseph	25:29	2/7	29	0/0	0	7/8	88	1	2	3	3	2	2	0	0	3	4	11	13
Totals:		200:00	30/81	37	8/22	36	17/24	71	14	31	45	11	18	8	1	0	17	16	85	80
Team Totals:									0	0	0		0			0				

Coach:

Assistant Coaches:

Ansett

No.	Name	Min	Field Goals		3 Points		Free Throws		Rebounds			AS	TO	ST	Blocks		Fouls		PTS	Eff
			M/A	%	M/A	%	M/A	%	OR	DR	TOT				For	Rec	For	Rec		
* 5	HUNT Tom	19:06	2/6	33	0/1	0	0/1	0	2	0	2	1	4	1	0	1	4	2	4	-3
8	BLAKE Tom	19:26	3/4	75	2/2	100	0/0	0	0	0	0	2	1	0	0	0	0	0	8	8
* 9	HUNT Matthew	25:13	5/20	25	2/3	67	0/0	0	2	5	7	5	1	0	0	0	1	2	12	9
* 10	FLORANCE Daniel	26:38	9/14	64	2/2	100	5/6	83	3	0	3	0	1	1	0	0	3	3	25	23
25	JOHNSON Jay	21:03	3/10	30	0/0	0	2/6	33	3	9	12	1	1	2	0	0	4	3	8	14
* 31	CHASE Rashad	37:30	7/14	50	0/0	0	7/10	70	2	10	12	4	3	2	0	0	4	5	21	30
33	MC KENZIE Cameron	16:36	2/7	29	0/1	0	0/0	0	1	3	4	0	1	3	0	0	0	0	4	5
37	VYHNAL Fil	13:01	3/5	60	0/0	0	0/0	0	1	3	4	2	1	1	0	0	1	1	6	10
* 55	FEENEY Jake	21:27	7/8	88	0/0	0	1/1	100	1	4	5	2	0	2	0	0	0	2	15	25
Totals:		200:00	41/88	47	6/9	67	15/24	63	15	34	49	17	13	12	0	1	17	18	103	121
Team Totals:									0	0	0		1			0				

Coach:

Assistant Coaches:

Game Analysis

	Eagles	Ansett
Points from Turnovers	5	10
Points in the Paint	32	54
Second Chance Points	6	16
Fast Break Points	0	8
Points off Bench	22	26

	Eagles	Ansett
Personal Rebounds	45	49
Team Rebounds	0	0
Dead Ball Rebounds	0	0
Total Rebounds	45	49
Overall Rebound %	48	52

	Eagles	Ansett
Biggest Lead	8	23
Biggest Scoring Run	9	15
Lead Changes	8	
Times Tied	3	
Time with Lead	04:43	31:31

Legend:

Px - Period number

OTx - Overtime period number

***** - Starter

Min - Minutes Played

M/A - Made/Attempts

% - Shooting Percentage

OR - Offensive Rebounds

DR - Defensive Rebounds

TOT - Total Rebounds

AS - Assists

TO - Turnovers

ST - Steals

PTS - Points

For - Blocks Made

Rec - Blocks Received

For - Personal Fouls

Rec - Fouls On

Eff - Efficiency

Uni Rebels 87 - 66 TV Jets

Box Score

Competition: Darw in Airport Resort League Men

Game No: 42702

Date: 10/09/2011 Time: 17:00 Venue: Court 2

Attendance:

Referees:

Commissioner:

Scoring by 5 min intervals:

P1

P2

P3

P4

Uni Rebels

14	21
15	24

43	56
36	39

65	75
46	58

83	87
60	66

TV Jets

Uni Rebels

No.	Name	Min	Field Goals		3 Points		Free Throws		Rebounds			AS	TO	ST	Blocks		Fouls		PTS	Eff
			M/A	%	M/A	%	M/A	%	OR	DR	TOT				For	Rec	For	Rec		
* 1	WAUDBY Steven	36:59	7/13	54	0/0	0	1/1	100	11	11	22	3	1	0	0	3	2	1	15	29
3	LAUREL Malix	13:48	0/2	0	0/0	0	0/0	0	0	1	1	0	0	0	0	0	5	0	0	-6
* 5	CH'NG Marcus	38:25	1/6	17	0/0	0	5/6	83	1	11	12	7	3	5	0	0	1	5	7	27
* 12	SHEPPARD Jarrod	38:26	7/25	28	5/20	25	5/6	83	1	1	2	2	4	1	0	1	2	4	24	8
20	KIRBY Jake	12:50	0/0	0	0/0	0	0/0	0	2	1	3	2	0	0	0	0	0	0	0	5
* 33	HAMILL Jamie	22:50	1/11	9	1/7	14	2/2	100	1	3	4	1	1	0	0	2	0	0	5	-3
* 40	MOSS Andre'	36:42	15/34	44	3/13	23	3/7	43	7	6	13	3	1	0	0	4	4	9	36	33
Totals:		200:00	31/91	34	9/40	23	16/22	73	23	34	57	18	10	6	0	10	14	19	87	93
Team Totals:									0	0	0		0			0				

Coach:

Assistant Coaches:

TV Jets

No.	Name	Min	Field Goals		3 Points		Free Throws		Rebounds			AS	TO	ST	Blocks		Fouls		PTS	Eff
			M/A	%	M/A	%	M/A	%	OR	DR	TOT				For	Rec	For	Rec		
3	SUKCHAROEN Jett	03:38	0/1	0	0/1	0	0/0	0	0	0	0	0	0	0	0	0	2	0	0	-3
* 5	MILLER Daniel	18:08	1/5	20	1/2	50	2/3	67	1	1	2	0	1	1	0	0	1	2	5	4
8	ELLIS Travis	33:28	8/21	38	0/2	0	2/5	40	3	10	13	1	2	2	7	0	3	4	18	27
* 11	MACLEAN Michael	34:34	8/17	47	0/0	0	2/2	100	3	7	10	7	4	1	0	0	1	1	18	23
* 19	PATRICK Nicholas	24:18	6/12	50	0/2	0	2/2	100	0	0	0	1	1	0	2	0	3	1	14	8
* 21	PYNE Paul	11:21	1/5	20	0/0	0	0/0	0	3	2	5	0	0	0	0	0	1	0	2	2
* 22	KONONEN Clinton	24:43	1/8	13	0/1	0	1/2	50	1	7	8	0	1	0	1	0	5	1	3	0
24	MACLACHLAN Liam	27:53	2/5	40	0/0	0	2/3	67	1	6	7	1	6	0	0	0	1	2	6	6
39	APPLEFORD Ben	16:13	0/2	0	0/0	0	0/2	0	2	2	4	0	0	1	0	0	2	3	0	4
84	EAST Brad	05:44	0/2	0	0/2	0	0/0	0	1	0	1	0	0	0	0	0	0	0	0	-1
Totals:		200:00	27/78	35	1/10	10	11/19	58	15	35	50	10	15	5	10	0	19	14	66	70
Team Totals:									0	0	0		0			0				

Coach:

Assistant Coaches:

Game Analysis

	Uni	TV Jets
Points from Turnovers	4	2
Points in the Paint	32	24
Second Chance Points	16	6
Fast Break Points	4	2
Points off Bench	0	24

	Uni	TV Jets
Personal Rebounds	57	50
Team Rebounds	0	0
Dead Ball Rebounds	0	0
Total Rebounds	57	50
Overall Rebound %	53	47

	Uni	TV Jets
Biggest Lead	23	5
Biggest Scoring Run	9	5
Lead Changes	13	
Times Tied	6	
Time with Lead	27:36	10:20

Legend:

Px - Period number

OTx - Overtime period number

***** - Starter

Min - Minutes Played

M/A - Made/Attempts

% - Shooting Percentage

OR - Offensive Rebounds

DR - Defensive Rebounds

TOT - Total Rebounds

AS - Assists

TO - Turnovers

ST - Steals

PTS - Points

For - Blocks Made

Rec - Blocks Received

For - Personal Fouls

Rec - Fouls On

Eff - Efficiency

Warriors 59 - 77 Lightning

Box Score

Competition: Darw in Airport Resort League Men

Game No: 42700

Date: 10/09/2011 Time: 18:30 Venue: Court 2

Attendance:

Referees:

Commissioner:

Scoring by 5 min intervals:

Warriors
Lightning

	P1		P2		P3		P4	
Warriors	10	15	21	25	35	44	48	59
Lightning	9	17	27	36	44	54	61	77

Warriors

No.	Name	Min	Field Goals		3 Points		Free Throws		Rebounds			AS	TO	ST	Blocks		Fouls		PTS	Eff
			M/A	%	M/A	%	M/A	%	OR	DR	TOT				For	Rec	For	Rec		
5	NIEVA Emerson	19:27	2/12	17	0/1	0	1/2	50	3	2	5	1	6	0	0	3	0	1	5	-7
* 6	BORSI Travis	22:28	2/10	20	0/4	0	0/0	0	1	5	6	1	2	0	0	1	5	0	4	-5
* 11	COSTELLO Justin	33:28	3/10	30	0/1	0	2/6	33	2	9	11	3	6	2	1	0	2	4	8	14
* 12	MUVIRIMI Ben	12:01	1/4	25	0/0	0	3/4	75	1	3	4	0	1	1	0	0	2	2	5	6
22	CULBERTSON John	28:59	4/9	44	0/0	0	0/0	0	2	5	7	3	4	0	1	2	2	0	8	6
34	HAMRIDING Alex	16:42	2/2	100	0/0	0	0/2	0	2	3	5	0	5	0	0	0	1	0	4	3
42	THOMAS Rhys	13:22	1/7	14	0/1	0	0/0	0	1	2	3	1	0	0	0	0	4	2	2	-2
54	KABANGU Domi	06:33	1/7	14	0/0	0	2/2	100	2	0	2	0	2	0	0	0	1	1	4	-2
* 56	KLENKE Eric	22:15	2/9	22	0/0	0	0/0	0	4	5	9	0	1	1	0	1	1	0	4	4
* 82	OLIVER Robert	24:45	7/17	41	0/1	0	1/4	25	5	2	7	1	1	0	0	1	2	5	15	14
Totals:		200:00	25/87	29	0/8	0	9/20	45	23	36	59	10	28	4	2	8	20	15	59	31
Team Totals:											0	0	0	0						

Coach:

Assistant Coaches:

Lightning

No.	Name	Min	Field Goals		3 Points		Free Throws		Rebounds			AS	TO	ST	Blocks		Fouls		PTS	Eff
			M/A	%	M/A	%	M/A	%	OR	DR	TOT				For	Rec	For	Rec		
* 4	WILLIAMS Christian	32:48	4/8	50	1/2	50	5/8	63	2	3	5	3	4	0	0	0	2	4	14	16
* 24	BAILEY Cameron	37:03	4/16	25	0/5	0	1/5	20	2	7	9	3	1	3	2	0	2	4	9	15
* 41	HERTEL Brodie	38:13	5/16	31	2/4	50	2/2	100	6	10	16	3	2	3	4	0	3	1	14	25
* 42	HALIKOS Tony	32:01	8/22	36	1/3	33	4/6	67	5	3	8	4	1	0	2	2	4	3	21	17
* 55	GODWIN Thomas	33:51	5/11	45	0/3	0	4/6	67	0	3	3	2	5	6	0	0	5	7	14	16
75	PEACHEY Dean	26:04	2/11	18	1/4	25	0/0	0	0	4	4	1	0	0	0	0	0	1	5	2
Totals:		200:00	28/84	33	5/21	24	16/27	59	15	30	45	16	13	12	8	2	16	20	77	91
Team Totals:											0	0	0	0						

Coach:

Assistant Coaches:

Game Analysis

	Warriors	Lightning
Points from Turnovers	0	0
Points in the Paint	40	28
Second Chance Points	10	12
Fast Break Points	2	0
Points off Bench	23	5

	Warriors	Lightning
Personal Rebounds	59	45
Team Rebounds	0	0
Dead Ball Rebounds	0	0
Total Rebounds	59	45
Overall Rebound %	57	43

	Warriors	Lightning
Biggest Lead	4	22
Biggest Scoring Run	7	9
Lead Changes	8	
Times Tied	6	
Time with Lead	04:28	31:29

Legend:

- | | | | |
|-----------------------------|-------------------------------------|--------------------------------|--------------------------------|
| Px - Period number | OTx - Overtime period number | * - Starter | Min - Minutes Played |
| M/A - Made/Attempts | % - Shooting Percentage | OR - Offensive Rebounds | DR - Defensive Rebounds |
| TOT - Total Rebounds | AS - Assists | TO - Turnovers | ST - Steals |
| For - Blocks Made | Rec - Blocks Received | For - Personal Fouls | Rec - Fouls On |
| | | | PTS - Points |
| | | | Eff - Efficiency |

TV Jets 45 - 61 Ansett

Box Score

Competition: Darw in Airport Resort League Women

Game No: 39688

Date: 10/09/2011 Time: 17:00 Venue: Court 1

Attendance:

Referees:

Commissioner:

Scoring by 5 min intervals:

P1

P2

P3

P4

TV Jets

Ansett

5	12	16	16	22	30	35	45
7	19	21	30	41	47	56	61

TV Jets

No.	Name	Min	Field Goals		3 Points		Free Throws		Rebounds			AS	TO	ST	Blocks		Fouls		PTS	Eff
			M/A	%	M/A	%	M/A	%	OR	DR	TOT				For	Rec	For	Rec		
* 4	DUGGAN Ky lie	30:29	4/10	40	0/1	0	1/1	100	5	4	9	1	1	3	1	1	4	3	9	14
* 5	TINLEY Keisha	40:00	5/14	36	0/1	0	0/0	0	3	5	8	4	4	3	0	0	1	1	10	12
7	MAXWELL Tara	00:00	0/0	0	0/0	0	0/0	0	0	0	0	0	0	0	0	0	0	0	0	0
* 9	CUBILLO Demi	20:04	0/7	0	0/2	0	1/2	50	0	2	2	2	3	2	0	0	2	1	1	-4
10	WEETRA Desiree	21:47	1/10	10	0/2	0	0/0	0	3	1	4	1	1	1	1	0	1	0	2	-2
* 11	HOWLETT Georgii	33:27	3/12	25	0/0	0	9/14	64	7	6	13	2	6	2	0	3	4	7	15	17
* 12	HARBISON Annabelle	30:17	2/11	18	0/4	0	0/0	0	0	3	3	1	0	1	0	0	4	1	4	-3
14	LEW FATT Jenna	23:56	1/7	14	0/0	0	2/2	100	4	3	7	0	3	0	0	1	3	1	4	-1
Totals:		200:00	16/71	23	0/10	0	13/19	68	22	24	46	11	18	12	2	5	19	14	45	33

Team Totals:

0	0	0	0	2
---	---	---	---	---

Coach:

Assistant Coaches:

Ansett

No.	Name	Min	Field Goals		3 Points		Free Throws		Rebounds			AS	TO	ST	Blocks		Fouls		PTS	Eff
			M/A	%	M/A	%	M/A	%	OR	DR	TOT				For	Rec	For	Rec		
* 5	FLANEGAN Lauren	33:16	4/12	33	3/9	33	0/0	0	1	2	3	3	4	1	0	0	2	0	11	4
9	UHLIG Victoria	22:46	0/1	0	0/0	0	0/0	0	4	6	10	1	2	1	0	0	1	1	0	9
* 15	DRESCHER Eloise	27:32	2/5	40	0/0	0	0/0	0	0	3	3	2	2	1	0	0	3	0	4	2
* 21	BIRKETT Olivia	33:57	1/8	13	0/1	0	5/6	83	4	4	8	7	6	1	1	0	2	6	7	15
24	JONES Carla	18:42	1/6	17	0/0	0	0/2	0	3	1	4	0	2	0	1	0	2	2	2	0
* 34	HOSCHKE Kate	23:47	3/8	38	0/1	0	2/6	33	1	4	5	0	1	0	0	1	2	4	8	8
* 42	DRESCHER Samantha	40:00	10/24	42	0/4	0	9/12	75	4	9	13	5	5	3	3	1	2	6	29	37
Totals:		200:00	21/64	33	3/15	20	16/26	62	17	29	46	18	22	7	5	2	14	19	61	75

Team Totals:

0	0	0	0	0
---	---	---	---	---

Coach:

Assistant Coaches:

Game Analysis

	TV Jets	Ansett
Points from Turnovers	2	2
Points in the Paint	20	26
Second Chance Points	8	6
Fast Break Points	2	3
Points off Bench	6	2

	TV Jets	Ansett
Personal Rebounds	46	46
Team Rebounds	0	0
Dead Ball Rebounds	0	0
Total Rebounds	46	46
Overall Rebound %	50	50

	TV Jets	Ansett
Biggest Lead	2	24
Biggest Scoring Run	8	11
Lead Changes	3	
Times Tied	2	
Time with Lead	01:52	36:54

Legend:

Px - Period number

OTx - Overtime period number

***** - Starter

Min - Minutes Played

M/A - Made/Attempts

% - Shooting Percentage

OR - Offensive Rebounds

DR - Defensive Rebounds

TOT - Total Rebounds

AS - Assists

TO - Turnovers

ST - Steals

PTS - Points

For - Blocks Made

Rec - Blocks Received

For - Personal Fouls

Rec - Fouls On

Eff - Efficiency

Uni Rebels 70 - 38 Lightning

Box Score

Competition: Darw in Airport Resort League Women

Game No: 39690

Date: 10/09/2011 Time: 20:00 Venue: Court 1

Attendance:

Referees:

Commissioner:

Scoring by 5 min intervals:

Uni Rebels
Lightning

	P1		P2		P3		P4	
Uni Rebels	5	16	27	30	38	49	58	70
Lightning	6	12	21	23	27	32	35	38

Uni Rebels

No.	Name	Min	Field Goals		3 Points		Free Throws		Rebounds			AS	TO	ST	Blocks		Fouls		PTS	Eff
			M/A	%	M/A	%	M/A	%	OR	DR	TOT				For	Rec	For	Rec		
1	BOUNDRY Edith	26:17	3/6	50	2/3	67	0/0	0	1	5	6	7	5	1	1	0	3	2	8	14
* 4	BOUNDRY Jaylene	27:05	3/9	33	1/5	20	0/0	0	1	2	3	2	1	2	0	0	0	0	7	7
8	LEE Chantelle	16:23	2/5	40	0/0	0	0/0	0	0	4	4	0	4	1	0	0	0	0	4	2
* 11	GRAHAM Patricia	26:36	4/6	67	0/2	0	3/5	60	0	3	3	2	3	4	0	0	0	3	11	18
* 14	BONSON Jaylene	34:18	7/12	58	2/5	40	1/2	50	3	6	9	1	4	2	2	0	2	1	17	21
* 15	AH WANG Delsey	32:38	5/11	45	0/0	0	0/0	0	2	8	10	1	0	3	0	0	1	0	10	17
* 25	SHEPPARD Tamara	36:39	6/16	38	0/3	0	1/2	50	5	4	9	2	6	3	0	1	2	1	13	9
Totals:		199:56	30/65	46	5/18	28	5/9	56	12	32	44	15	23	16	3	1	8	7	70	88
Team Totals:									0	0	0		0				0			

Coach:

Assistant Coaches:

Lightning

No.	Name	Min	Field Goals		3 Points		Free Throws		Rebounds			AS	TO	ST	Blocks		Fouls		PTS	Eff
			M/A	%	M/A	%	M/A	%	OR	DR	TOT				For	Rec	For	Rec		
* 3	COOK Chelsea	35:26	7/17	41	0/2	0	0/2	0	4	7	11	0	5	6	1	1	2	1	14	15
* 5	SEALY Kelli	33:13	6/16	38	1/6	17	0/0	0	0	1	1	0	0	0	0	0	0	0	13	4
* 7	CARBONE Emma	34:15	1/16	6	0/6	0	1/4	25	1	1	2	2	3	4	0	2	2	2	3	-9
14	HERTEL Natasha	24:36	0/0	0	0/0	0	0/0	0	1	7	8	0	2	1	0	0	1	0	0	6
* 21	CARBONE Sarah	37:05	1/8	13	0/3	0	0/2	0	2	2	4	5	4	1	0	0	2	1	2	0
* 23	MURRAY Lucy	35:25	2/7	29	1/3	33	1/2	50	3	3	6	2	7	2	0	0	0	4	6	8
Totals:		200:00	17/64	27	2/20	10	2/10	20	11	21	32	9	21	14	1	3	7	8	38	24
Team Totals:									0	0	0		0				0			

Coach:

Assistant Coaches:

Game Analysis

	Uni	Lightning
Points from Turnovers	10	0
Points in the Paint	38	6
Second Chance Points	12	6
Fast Break Points	14	0
Points off Bench	12	0

	Uni	Lightning
Personal Rebounds	44	32
Team Rebounds	0	0
Dead Ball Rebounds	0	0
Total Rebounds	44	32
Overall Rebound %	58	42

	Uni	Lightning
Biggest Lead	32	4
Biggest Scoring Run	10	4
Lead Changes	10	
Times Tied	0	
Time with Lead	33:23	05:45

Legend:

- | | | | |
|-----------------------------|-------------------------------------|--------------------------------|--------------------------------|
| Px - Period number | OTx - Overtime period number | * - Starter | Min - Minutes Played |
| M/A - Made/Attempts | % - Shooting Percentage | OR - Offensive Rebounds | DR - Defensive Rebounds |
| TOT - Total Rebounds | AS - Assists | TO - Turnovers | ST - Steals |
| For - Blocks Made | Rec - Blocks Received | For - Personal Fouls | PTS - Points |
| | | | Eff - Efficiency |

Warriors 53 - 46 Eagles

Box Score

Competition: Darw in Airport Resort League Women

Game No: 39689

Date: 10/09/2011 Time: 18:30 Venue: Court 1

Attendance:

Referees:

Commissioner:

Scoring by 5 min intervals:

P1

P2

P3

P4

Warriors

Eagles

4	15	19	21	30	35	42	53
4	14	22	32	36	40	44	46

Warriors

No.	Name	Min	Field Goals		3 Points		Free Throws		Rebounds			AS	TO	ST	Blocks		Fouls		PTS	Eff
			M/A	%	M/A	%	M/A	%	OR	DR	TOT				For	Rec	For	Rec		
* 8	KINSELLA Jennifer	40:00	1/9	11	0/0	0	1/2	50	3	10	13	5	6	1	1	2	2	7	3	12
* 13	SMYTH Kate	40:00	4/7	57	1/1	100	0/0	0	1	7	8	1	6	3	0	0	3	1	9	10
* 18	NYHOUSE Carly n	40:00	8/15	53	0/0	0	9/13	69	3	8	11	1	5	4	0	1	2	7	25	33
* 21	ALM Jasmine	40:00	4/15	27	2/2	100	2/6	33	0	1	1	3	0	0	0	0	1	3	12	7
* 51	HAZELDENE Colleen	40:00	2/9	22	0/0	0	0/2	0	3	6	9	0	6	0	3	1	1	1	4	2
Totals:		200:00	19/55	35	3/3	100	12/23	52	10	32	42	10	23	8	4	4	9	19	53	64
Team Totals:									0	0	0		0				0			

Coach:

Assistant Coaches:

Eagles

No.	Name	Min	Field Goals		3 Points		Free Throws		Rebounds			AS	TO	ST	Blocks		Fouls		PTS	Eff
			M/A	%	M/A	%	M/A	%	OR	DR	TOT				For	Rec	For	Rec		
* 4	TEAKLE Barbara	35:59	6/17	35	0/3	0	0/0	0	5	4	9	4	7	5	0	0	5	0	12	7
* 5	WATCHORN Rachel	38:25	1/12	8	0/0	0	0/4	0	1	9	10	4	4	2	1	1	2	3	2	4
* 9	WILLIAMS Lillian	32:04	4/11	36	0/0	0	0/2	0	5	1	6	1	2	1	0	2	3	2	8	4
* 12	SNOWDON Leonie	19:51	5/8	63	0/1	0	2/2	100	1	2	3	1	1	0	0	0	5	2	12	9
* 14	ALTHOUSE Kira	28:26	3/9	33	0/2	0	0/2	0	2	3	5	1	3	0	0	1	3	2	6	1
15	PALMER Sarah	22:48	0/6	0	0/1	0	0/0	0	1	5	6	0	1	1	1	0	0	0	0	1
22	PETERS Donna	22:27	3/8	38	0/1	0	0/0	0	0	2	2	1	1	1	2	0	1	0	6	5
Totals:		200:00	22/71	31	0/8	0	2/10	20	15	26	41	12	19	10	4	4	19	9	46	31
Team Totals:									0	0	0		0				0			

Coach:

Assistant Coaches:

Game Analysis

	Warriors	Eagles
Points from Turnovers	0	6
Points in the Paint	22	34
Second Chance Points	4	6
Fast Break Points	2	10
Points off Bench	0	6

	Warriors	Eagles
Personal Rebounds	42	41
Team Rebounds	0	0
Dead Ball Rebounds	0	0
Total Rebounds	42	41
Overall Rebound %	51	49

	Warriors	Eagles
Biggest Lead	7	11
Biggest Scoring Run	9	8
Lead Changes	9	
Times Tied	7	
Time with Lead	05:08	27:25

Legend:

Px - Period number

OTx - Overtime period number

***** - Starter

Min - Minutes Played

M/A - Made/Attempts

% - Shooting Percentage

OR - Offensive Rebounds

DR - Defensive Rebounds

TOT - Total Rebounds

AS - Assists

TO - Turnovers

ST - Steals

PTS - Points

For - Blocks Made

Rec - Blocks Received

For - Personal Fouls

Rec - Fouls On

Eff - Efficiency

Warriors 53 - 46 Eagles

Shot Chart

Competition: Darw in Airport Resort League Women

Game No: 39689

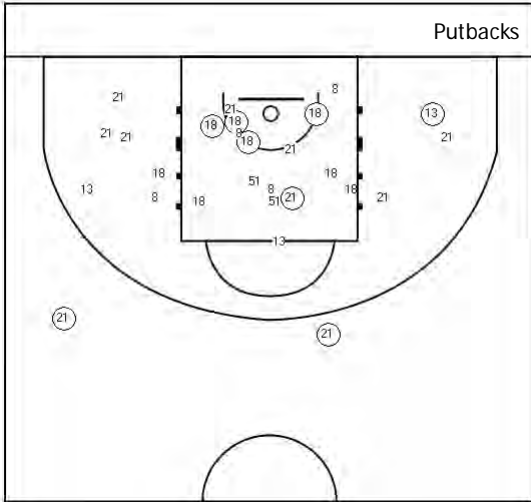
Date: 10/09/2011 Time: 18:30 Venue: Court 1

Attendance:

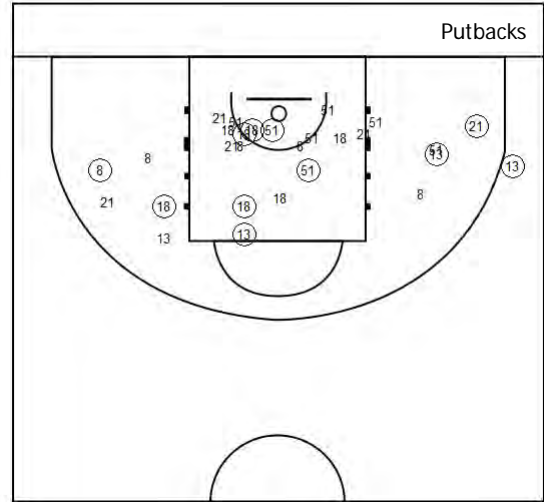
Warriors

Selected: Players => All; Periods => All; FG Types => All; Results => All

1st Half



2nd Half



Shot Analysis

	M/A	%	Pts
2pt	16/52	31	32
3pt	3/3	100	9
Tot	19/55	35	41

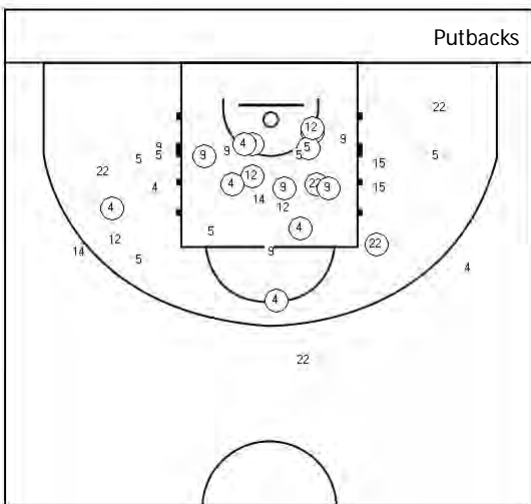
Points from Turnovers	0
Points in the Paint	22
Second Chance Points	4
Fast Break Points	2

	M/A	%
Putback %	0/0	0
Points from Dunks	0	

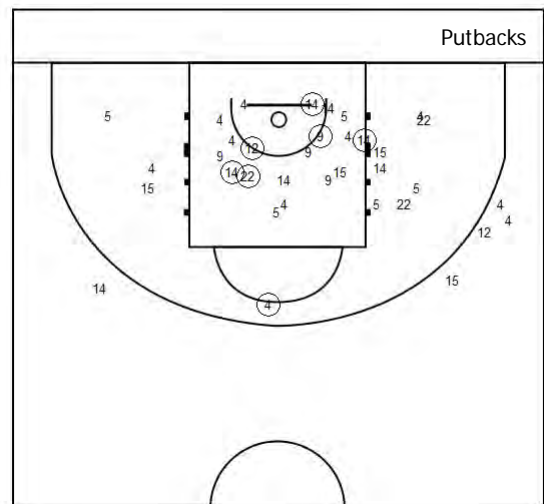
Eagles

Selected: Players => All; Periods => All; FG Types => All; Results => All

1st Half



2nd Half



Shot Analysis

	M/A	%	Pts
2pt	22/63	35	44
3pt	0/8	0	0
Tot	22/71	31	44

Points from Turnovers	6
Points in the Paint	34
Second Chance Points	6
Fast Break Points	10

	M/A	%
Putback %	0/0	0
Points from Dunks	0	