

Warriors 58 - 98 Ansett

Box Score

Competition: Darw in Airport Resort League Men

Game No: 42699

Date: 6/09/2011 Time: 21:15 Venue: Court 1

Attendance:

Referees:

Commissioner:

Scoring by 5 min intervals:

P1

P2

P3

P4

Warriors

Ansett

6	10	18	28	33	41	47	58
14	27	40	58	70	79	90	98

Warriors

No.	Name	Min	Field Goals		3 Points		Free Throws		Rebounds			AS	TO	ST	Blocks		Fouls		PTS	Eff
			M/A	%	M/A	%	M/A	%	OR	DR	TOT				For	Rec	For	Rec		
* 5	NIEVA Emerson	27:00	4/8	50	1/1	100	5/8	63	2	1	3	1	5	0	0	0	0	4	14	13
* 6	BORSI Travis	23:12	2/3	67	0/0	0	4/6	67	2	6	8	0	7	1	1	0	4	4	8	10
8	DUT Ajak	04:12	0/1	0	0/0	0	0/0	0	0	0	0	0	2	0	0	0	2	0	0	-5
11	COSTELLO Justin	31:01	2/5	40	0/1	0	2/2	100	2	5	7	0	5	2	1	1	2	2	6	7
12	MUVIRIMI Ben	13:16	1/2	50	0/0	0	2/6	33	0	3	3	0	5	1	0	0	1	4	4	5
* 22	CULBERTSON John	32:47	2/13	15	0/1	0	0/6	0	2	5	7	0	2	0	0	0	3	4	4	-1
34	HAMRIDING Alex	11:39	1/3	33	0/0	0	1/2	50	0	4	4	0	2	0	1	1	2	1	3	2
42	THOMAS Rhys	08:09	0/2	0	0/0	0	0/0	0	0	0	0	0	2	0	0	0	1	1	0	-4
* 56	KLEAKE Erik	23:53	3/6	50	0/0	0	4/4	100	0	2	2	1	3	1	0	0	3	4	10	9
* 82	OLIVER Robert	24:51	1/4	25	0/0	0	7/13	54	1	4	5	0	2	1	0	0	4	6	9	12
Totals:		200:00	16/47	34	1/3	33	25/47	53	9	30	39	2	35	6	3	2	22	30	58	48
Team Totals:											0	0	0	0						

Coach:

Assistant Coaches:

Ansett

No.	Name	Min	Field Goals		3 Points		Free Throws		Rebounds			AS	TO	ST	Blocks		Fouls		PTS	Eff
			M/A	%	M/A	%	M/A	%	OR	DR	TOT				For	Rec	For	Rec		
* 5	HUNT Tom	23:43	2/6	33	1/2	50	3/4	75	1	2	3	2	2	2	0	0	4	2	8	7
8	BLAKE Tom	20:53	2/6	33	1/2	50	0/0	0	0	5	5	0	1	0	0	0	4	0	5	1
* 9	HUNT Matthew	24:11	8/19	42	0/1	0	4/5	80	0	1	1	3	1	1	0	0	5	5	20	13
* 10	FLORANCE Daniel	26:53	6/13	46	0/3	0	6/7	86	3	3	6	0	2	5	0	1	3	5	18	21
14	FLANEGAN Matthew	15:49	1/6	17	0/3	0	0/0	0	1	1	2	0	2	0	0	1	2	0	2	-6
25	JOHNSON Jay	11:28	1/3	33	0/0	0	3/4	75	1	2	3	0	1	1	0	0	5	2	5	3
* 31	CHASE Rashad	32:27	8/18	44	0/0	0	6/8	75	4	7	11	1	4	3	1	1	4	4	22	23
55	FEENEY Jake	18:53	2/8	25	0/0	0	0/0	0	3	2	5	1	0	1	0	0	2	0	4	3
* 59	MILLER Adam	25:43	7/11	64	0/0	0	0/0	0	3	5	8	1	1	0	1	0	2	1	14	18
Totals:		200:00	37/90	41	2/11	18	22/28	79	16	28	44	8	14	13	2	3	31	19	98	83
Team Totals:											0	0	0	0						

Coach:

Assistant Coaches:

Game Analysis

	Warriors	Ansett
Points from Turnovers	3	12
Points in the Paint	20	52
Second Chance Points	6	14
Fast Break Points	0	0
Points off Bench	13	16

	Warriors	Ansett
Personal Rebounds	39	44
Team Rebounds	0	0
Dead Ball Rebounds	0	0
Total Rebounds	39	44
Overall Rebound %	47	53

	Warriors	Ansett
Biggest Lead	0	44
Biggest Scoring Run	6	10
Lead Changes	1	
Times Tied	0	
Time with Lead	00:00	39:54

Legend:

Px - Period number

OTx - Overtime period number

* - Starter

Min - Minutes Played

M/A - Made/Attempts

% - Shooting Percentage

OR - Offensive Rebounds

DR - Defensive Rebounds

TOT - Total Rebounds

AS - Assists

TO - Turnovers

ST - Steals

PTS - Points

For - Blocks Made

Rec - Blocks Received

For - Personal Fouls

Rec - Fouls On

Eff - Efficiency

Lightning 43 - 77 TV Jets

Box Score

Competition: Darw in Airport Resort League Men

Game No: 42698

Date: 6/09/2011 Time: 19:45 Venue: Court 1

Attendance:

Referees:

Commissioner:

Scoring by 5 min intervals:

	P1		P2		P3		P4	
Lightning	6	9	12	19	25	32	35	43
TV Jets	8	16	22	30	42	50	61	77

Lightning

No.	Name	Min	Field Goals		3 Points		Free Throws		Rebounds			AS	TO	ST	Blocks		Fouls		PTS	Eff
			M/A	%	M/A	%	M/A	%	OR	DR	TOT				For	Rec	For	Rec		
* 4	WILLIAMS Christian	21:04	1/6	17	0/0	0	1/2	50	0	3	3	2	3	2	0	1	0	0	3	1
* 8	CHARMAN Chris	27:02	0/1	0	0/1	0	0/0	0	0	3	3	4	4	1	0	0	2	0	0	1
10	OLTROP Karsten	00:00	0/0	0	0/0	0	0/0	0	0	0	0	0	0	0	0	0	0	0	0	0
21	RUALO Justin	00:00	0/0	0	0/0	0	0/0	0	0	0	0	0	0	0	0	0	0	0	0	0
* 24	BAILEY Cameron	33:39	3/14	21	0/5	0	0/2	0	2	3	5	1	2	1	0	0	1	2	6	1
* 28	NORTH Aaron	26:59	3/8	38	0/2	0	1/3	33	2	5	7	2	2	0	0	0	2	4	7	11
* 41	HERTEL Brodie	24:34	3/12	25	0/2	0	1/2	50	1	4	5	0	2	0	2	0	1	3	7	5
42	HALIKOS Tony	25:24	4/14	29	0/3	0	1/2	50	1	3	4	0	3	1	0	1	4	2	9	-2
55	GODWIN Thomas	23:57	3/12	25	1/4	25	4/7	57	1	2	3	0	1	2	0	1	1	4	11	8
75	PEACHEY Dean	17:21	0/4	0	0/1	0	0/0	0	0	1	1	2	1	3	0	0	0	1	0	2
Totals:		200:00	17/71	24	1/18	6	8/18	44	7	24	31	11	18	10	2	3	11	16	43	27
Team Totals:									0	0	0		0			0				

Coach:

Assistant Coaches:

TV Jets

No.	Name	Min	Field Goals		3 Points		Free Throws		Rebounds			AS	TO	ST	Blocks		Fouls		PTS	Eff
			M/A	%	M/A	%	M/A	%	OR	DR	TOT				For	Rec	For	Rec		
3	SUKCHAROEN Jett	16:36	3/8	38	1/3	33	1/2	50	1	1	2	1	1	3	0	0	1	1	8	8
* 5	MILLER Daniel	11:12	0/3	0	0/2	0	0/0	0	0	1	1	0	2	0	0	0	1	0	0	-5
* 8	ELLIS Travis	28:17	11/24	46	1/4	25	2/3	67	4	8	12	3	3	1	3	1	3	1	25	25
10	GEER Jake	00:00	0/0	0	0/0	0	0/0	0	0	0	0	0	0	0	0	0	0	0	0	0
* 11	MACLEAN Michael	33:26	3/9	33	0/2	0	0/0	0	1	7	8	7	3	1	0	0	2	2	6	13
* 19	PATRICK Nicholas	24:40	7/14	50	0/1	0	2/4	50	1	5	6	1	2	0	0	0	2	4	16	16
21	PYNE Paul	09:45	0/1	0	0/0	0	0/0	0	1	6	7	0	0	0	0	0	5	0	0	1
* 22	KONONEN Clinton	31:19	4/4	100	1/1	100	0/0	0	2	6	8	1	2	2	0	0	1	0	9	17
24	MACLACHLAN Liam	30:26	4/11	36	0/1	0	3/4	75	2	6	8	1	1	1	0	1	0	2	11	14
84	EAST Brad	14:19	0/5	0	0/1	0	2/3	67	3	2	5	1	2	1	0	0	1	1	2	2
Totals:		200:00	32/79	41	3/15	20	10/16	63	15	42	57	15	16	9	3	2	16	11	77	91
Team Totals:									0	0	0		0			0				

Coach:

Assistant Coaches:

Game Analysis

	Lightning	TV Jets
Points from Turnovers	2	2
Points in the Paint	18	30
Second Chance Points	2	16
Fast Break Points	2	2
Points off Bench	20	21

	Lightning	TV Jets
Personal Rebounds	31	57
Team Rebounds	0	0
Dead Ball Rebounds	0	0
Total Rebounds	31	57
Overall Rebound %	35	65

	Lightning	TV Jets
Biggest Lead	2	34
Biggest Scoring Run	4	8
Lead Changes	2	
Times Tied	0	
Time with Lead	00:15	39:35

Legend:

- Px** - Period number
- OTx** - Overtime period number
- *** - Starter
- Min** - Minutes Played
- M/A** - Made/Attempts
- %** - Shooting Percentage
- OR** - Offensive Rebounds
- DR** - Defensive Rebounds
- TOT** - Total Rebounds
- AS** - Assists
- TO** - Turnovers
- ST** - Steals
- PTS** - Points
- For** - Blocks Made
- Rec** - Blocks Received
- For** - Personal Fouls
- Rec** - Fouls On
- Eff** - Efficiency

Eagles 68 - 105 Uni Rebels

Box Score

Competition: Darw in Airport Resort League Men

Game No: 42697

Date: 6/09/2011 Time: 18:15 Venue: Court 1

Attendance:

Referees:

Commissioner:

Scoring by 5 min intervals:

P1

P2

P3

P4

Eagles

Uni Rebels

0	6	13	28	38	40	57	68
12	26	39	50	59	74	89	105

Eagles

No.	Name	Min	Field Goals		3 Points		Free Throws		Rebounds			AS	TO	ST	Blocks		Fouls		PTS	Eff
			M/A	%	M/A	%	M/A	%	OR	DR	TOT				For	Rec	For	Rec		
* 4	BUI Henry	35:36	9/19	47	0/2	0	1/3	33	2	8	10	0	4	1	0	1	0	3	19	18
5	NIVEN-TREWIN Jayden	29:06	3/10	30	3/8	38	0/0	0	0	2	2	1	1	0	0	0	1	0	9	3
* 15	KERNICK Matthew	28:57	3/10	30	0/0	0	0/0	0	0	3	3	0	0	0	0	1	3	0	6	-2
* 22	PERKINS Buster	40:00	8/19	42	4/9	44	1/1	100	3	7	10	2	9	1	0	1	5	2	21	10
* 32	WHITE Samuel	32:49	0/7	0	0/0	0	0/0	0	1	7	8	1	1	2	2	0	4	1	0	2
* 77	JOHNSON Joseph	33:32	4/10	40	2/4	50	3/4	75	0	2	2	4	2	0	0	0	3	3	13	11
Totals:		200:00	27/75	36	9/23	39	5/8	63	6	29	35	8	17	4	2	3	16	9	68	42
Team Totals:									0	0	0		0			0				

Coach:

Assistant Coaches:

Uni Rebels

No.	Name	Min	Field Goals		3 Points		Free Throws		Rebounds			AS	TO	ST	Blocks		Fouls		PTS	Eff
			M/A	%	M/A	%	M/A	%	OR	DR	TOT				For	Rec	For	Rec		
* 1	WAUDBY Steven	26:53	9/14	64	0/0	0	5/5	100	3	9	12	3	1	0	1	0	2	3	23	34
* 2	FAGG Matt	32:58	6/12	50	1/3	33	3/3	100	5	5	10	2	2	2	0	0	2	2	16	22
3	LAUREL Malix	15:07	0/0	0	0/0	0	0/0	0	1	2	3	0	0	1	0	0	0	0	0	4
* 5	CH'NG Marcus	34:47	5/9	56	0/0	0	0/1	0	2	10	12	9	1	3	0	0	2	4	10	31
* 12	SHEPPARD Jarrod	34:24	7/17	41	3/10	30	0/0	0	0	0	0	3	4	2	0	0	3	0	17	5
20	KIRBY Jake	08:11	1/4	25	0/0	0	0/0	0	0	2	2	1	0	2	0	0	0	1	2	5
31	SCHMIDT Lance	00:00	0/0	0	0/0	0	0/0	0	0	0	0	0	0	0	0	0	0	0	0	0
33	HAMILL Jamie	12:46	1/2	50	1/2	50	0/0	0	0	1	1	2	0	0	0	0	0	0	3	5
* 40	MOSS Andre'	36:36	14/31	45	6/13	46	0/3	0	7	7	14	3	3	2	2	2	0	6	34	39
Totals:		201:42	43/89	48	11/28	39	8/12	67	18	36	54	23	11	12	3	2	9	16	105	145
Team Totals:									0	0	0		0			0				

Coach:

Assistant Coaches:

Game Analysis

	Eagles	Uni
Points from Turnovers	4	5
Points in the Paint	22	38
Second Chance Points	7	12
Fast Break Points	0	0
Points off Bench	9	5

	Eagles	Uni
Personal Rebounds	35	54
Team Rebounds	0	0
Dead Ball Rebounds	0	0
Total Rebounds	35	54
Overall Rebound %	39	61

	Eagles	Uni
Biggest Lead	0	39
Biggest Scoring Run	8	15
Lead Changes	1	
Times Tied	0	
Time with Lead	00:00	39:44

Legend:

Px - Period number	OTx - Overtime period number	* - Starter	Min - Minutes Played
M/A - Made/Attempts	% - Shooting Percentage	OR - Offensive Rebounds	DR - Defensive Rebounds
TOT - Total Rebounds	AS - Assists	TO - Turnovers	ST - Steals
For - Blocks Made	Rec - Blocks Received	For - Personal Fouls	PTS - Points
			Rec - Fouls On
			Eff - Efficiency

Ansett 65 - 53 Lightning

Box Score

Competition: Darw in Airport Resort League Women

Game No: 39687

Date: 6/09/2011 Time: 21:15 Venue: Court 2

Attendance:

Referees:

Commissioner:

Scoring by 5 min intervals:

P1

P2

P3

P4

Ansett

Lightning

8	14	24	31	40	48	55	65
8	14	18	30	39	43	46	53

Ansett

No.	Name	Min	Field Goals		3 Points		Free Throws		Rebounds			AS	TO	ST	Blocks		Fouls		PTS	Eff
			M/A	%	M/A	%	M/A	%	OR	DR	TOT				For	Rec	For	Rec		
* 5	FLANEGAN Lauren	20:30	1/11	9	1/7	14	0/0	0	1	1	2	0	1	0	0	0	2	0	3	-8
* 6	BOND Kia	22:28	2/6	33	1/3	33	0/0	0	1	0	1	1	1	0	0	0	1	0	5	1
9	UHLIG Victoria	16:50	1/2	50	0/0	0	0/1	0	0	5	5	2	2	0	0	0	2	1	2	5
* 15	DRESCHER Eloise	25:28	4/9	44	0/1	0	0/0	0	5	2	7	1	3	0	0	0	1	0	8	7
21	BIRKETT Olivia	24:27	3/7	43	0/0	0	2/2	100	2	3	5	1	0	1	1	1	1	1	8	11
24	JONES Carla	27:46	1/7	14	0/0	0	0/0	0	2	3	5	1	1	4	0	0	0	0	2	5
* 34	HOSCHKE Kate	22:19	3/7	43	0/0	0	0/0	0	4	1	5	0	2	1	0	0	2	0	6	4
* 42	DRESCHER Samantha	40:00	11/25	44	1/8	13	8/14	57	5	7	12	5	1	3	1	0	0	7	31	44
Totals:		199:51	26/74	35	3/19	16	10/17	59	20	22	42	11	11	9	2	1	9	9	65	69

Team Totals:

0	0	0	0	0
---	---	---	---	---

Coach:

Assistant Coaches:

Lightning

No.	Name	Min	Field Goals		3 Points		Free Throws		Rebounds			AS	TO	ST	Blocks		Fouls		PTS	Eff
			M/A	%	M/A	%	M/A	%	OR	DR	TOT				For	Rec	For	Rec		
* 3	COOK Chelsea	30:52	10/22	45	0/1	0	3/6	50	5	5	10	0	2	1	0	1	0	3	23	22
* 11	DINGO Alana	26:13	2/4	50	1/2	50	1/2	50	2	4	6	1	1	0	0	0	1	1	6	10
14	HERTEL Natasha	18:36	0/0	0	0/0	0	0/0	0	0	5	5	0	2	1	1	0	1	0	0	4
* 21	CARBONE Sarah	34:37	0/3	0	0/1	0	0/0	0	3	8	11	6	6	0	0	0	1	0	0	7
22	LEE Deearne	19:47	0/7	0	0/3	0	0/0	0	5	3	8	1	3	2	0	1	1	0	0	-1
* 23	MURRAY Lucy	34:19	5/10	50	2/4	50	3/4	75	0	5	5	4	7	1	0	0	3	4	15	14
* 77	CARBONE Emma	35:33	4/14	29	1/5	20	0/0	0	1	0	1	1	4	0	0	0	2	1	9	-4
Totals:		200:00	21/60	35	4/16	25	7/12	58	16	30	46	13	25	5	1	2	9	9	53	52

Team Totals:

0	0	0	0	0
---	---	---	---	---

Coach:

Assistant Coaches:

Game Analysis

	Ansett	Lightning
Points from Turnovers	8	5
Points in the Paint	30	10
Second Chance Points	15	4
Fast Break Points	8	0
Points off Bench	12	0

	Ansett	Lightning
Personal Rebounds	42	46
Team Rebounds	0	0
Dead Ball Rebounds	0	0
Total Rebounds	42	46
Overall Rebound %	48	52

	Ansett	Lightning
Biggest Lead	13	2
Biggest Scoring Run	10	7
Lead Changes	14	
Times Tied	8	
Time with Lead	29:10	05:21

Legend:

- | | | | |
|-----------------------------|-------------------------------------|--------------------------------|--------------------------------|
| Px - Period number | OTx - Overtime period number | * - Starter | Min - Minutes Played |
| M/A - Made/Attempts | % - Shooting Percentage | OR - Offensive Rebounds | DR - Defensive Rebounds |
| TOT - Total Rebounds | AS - Assists | TO - Turnovers | ST - Steals |
| For - Blocks Made | Rec - Blocks Received | For - Personal Fouls | PTS - Points |
| | | | Eff - Efficiency |

TV Jets 75 - 38 Eagles

Box Score

Competition: Darwin Airport Resort League Women

Game No: 39686

Date: 6/09/2011 Time: 19:45 Venue: Court 2

Attendance:

Referees:

Commissioner:

Scoring by 5 min intervals:

P1

P2

P3

P4

TV Jets

Eagles

10	20	22	37	44	58	66	75
2	3	9	16	19	22	28	38

TV Jets

No.	Name	Min	Field Goals		3 Points		Free Throws		Rebounds			AS	TO	ST	Blocks		Fouls		PTS	Eff
			M/A	%	M/A	%	M/A	%	OR	DR	TOT				For	Rec	For	Rec		
* 4	DUGGAN Ky lie	22:22	3/5	60	0/0	0	2/4	50	4	5	9	7	0	4	1	1	1	3	8	28
* 5	TINLEY Keisha	32:21	2/8	25	0/1	0	0/0	0	0	5	5	2	1	1	0	0	2	0	4	3
9	CUBILLO Demi	00:00	0/0	0	0/0	0	0/0	0	0	0	0	0	0	0	0	0	0	0	0	0
* 10	WEETRA Desiree	24:23	3/10	30	0/1	0	0/0	0	1	0	1	1	1	1	0	0	0	0	6	1
* 11	HOWLETT Georgii	35:18	12/24	50	0/0	0	1/3	33	1	6	7	5	2	3	0	2	2	4	25	26
* 12	HARBISON Annabelle	33:06	4/11	36	0/2	0	0/0	0	0	1	1	4	1	5	1	1	0	0	8	10
14	LEW FATT Jenna	22:36	6/10	60	0/1	0	2/3	67	4	3	7	5	5	3	1	1	1	2	14	21
15	AH SAM Jordan	29:54	4/6	67	2/2	100	0/0	0	3	3	6	4	1	4	0	0	1	0	10	20
Totals:		200:00	34/74	46	2/7	29	5/10	50	13	23	36	28	11	21	3	5	7	9	75	109

Team Totals:	
--------------	--

0	0	0
---	---	---

0

0

Coach:

Assistant Coaches:

Eagles

No.	Name	Min	Field Goals		3 Points		Free Throws		Rebounds			AS	TO	ST	Blocks		Fouls		PTS	Eff
			M/A	%	M/A	%	M/A	%	OR	DR	TOT				For	Rec	For	Rec		
* 4	TEAKLE Barbara	30:02	1/9	11	0/1	0	1/2	50	2	5	7	5	3	1	2	1	4	2	3	4
* 5	WATCHORN Rachel	26:53	3/8	38	0/0	0	0/0	0	1	3	4	1	1	2	0	0	0	2	6	9
6	BRISTON Rochelle	29:14	5/11	45	1/2	50	0/0	0	3	2	5	1	12	1	0	0	0	0	11	0
* 9	WILLIAMS Lillian	26:40	2/11	18	0/0	0	0/0	0	4	4	8	1	3	0	1	2	2	0	4	-2
* 11	SHEAN Reina	25:30	1/6	17	0/1	0	1/2	50	2	2	4	0	2	0	0	0	0	1	3	1
* 12	SNOWDON Leonie	28:05	3/8	38	0/0	0	3/4	75	3	5	8	0	4	0	0	0	1	2	9	9
14	ALTHOUSE Kira	12:31	1/2	50	0/1	0	0/0	0	0	0	0	1	1	0	0	0	0	0	2	1
22	PETERS Donna	21:05	0/0	0	0/0	0	0/0	0	0	2	2	1	6	0	2	0	2	0	0	-3
Totals:		200:00	16/55	29	1/5	20	5/8	63	15	23	38	10	32	4	5	3	9	7	38	19

Team Totals:	
--------------	--

0	0	0
---	---	---

0

0

Coach:

Assistant Coaches:

Game Analysis

	TV Jets	Eagles
Points from Turnovers	26	4
Points in the Paint	32	20
Second Chance Points	8	2
Fast Break Points	14	2
Points off Bench	24	13

	TV Jets	Eagles
Personal Rebounds	36	38
Team Rebounds	0	0
Dead Ball Rebounds	0	0
Total Rebounds	36	38
Overall Rebound %	49	51

	TV Jets	Eagles
Biggest Lead	41	0
Biggest Scoring Run	12	6
Lead Changes	1	
Times Tied	0	
Time with Lead	38:23	00:00

Legend:

- | | | | |
|-----------------------------|-------------------------------------|--------------------------------|--------------------------------|
| Px - Period number | OTx - Overtime period number | * - Starter | Min - Minutes Played |
| M/A - Made/Attempts | % - Shooting Percentage | OR - Offensive Rebounds | DR - Defensive Rebounds |
| TOT - Total Rebounds | AS - Assists | TO - Turnovers | ST - Steals |
| For - Blocks Made | Rec - Blocks Received | For - Personal Fouls | PTS - Points |
| | | | Eff - Efficiency |

TV Jets 75 - 38 Eagles

Shot Chart

Competition: Darw in Airport Resort League Women

Game No: 39686

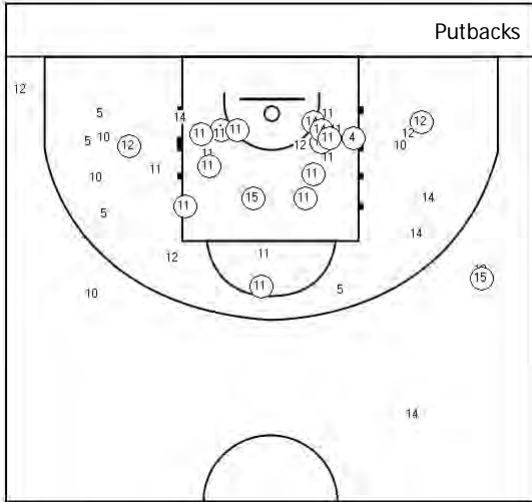
Date: 6/09/2011 Time: 19:45 Venue: Court 2

Attendance:

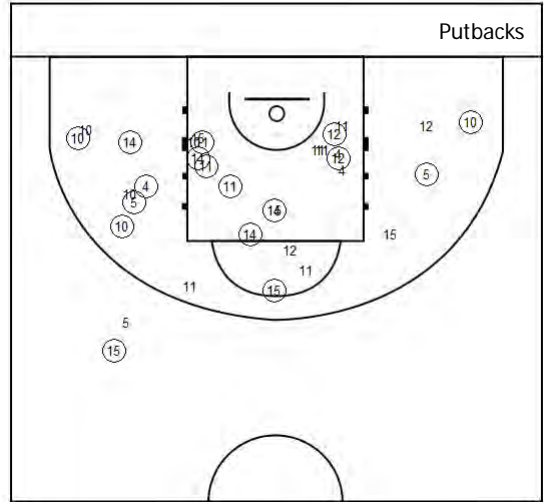
TV Jets

Selected: Players => All; Periods => All; FG Types => All; Results => All

1st Half



2nd Half



Shot Analysis

	M/A	%	Pts
2pt	32/67	48	64
3pt	2/7	29	6
Tot	34/74	46	70

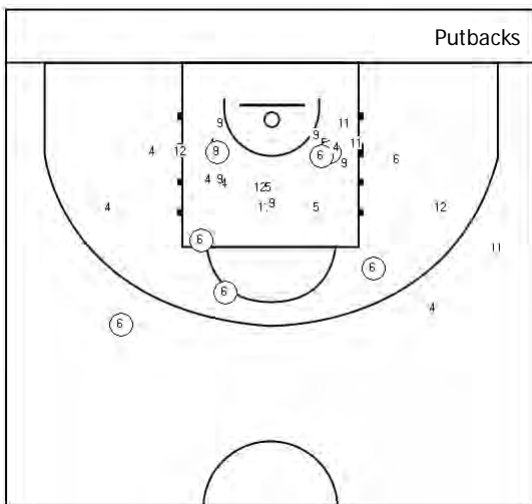
Points from Turnovers	26
Points in the Paint	32
Second Chance Points	8
Fast Break Points	14

	M/A	%
Putback %	0/0	0
Points from Dunks		0

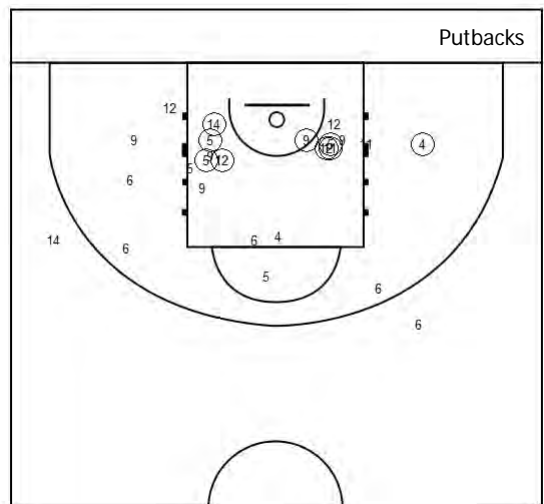
Eagles

Selected: Players => All; Periods => All; FG Types => All; Results => All

1st Half



2nd Half



Shot Analysis

	M/A	%	Pts
2pt	15/50	30	30
3pt	1/5	20	3
Tot	16/55	29	33

Points from Turnovers	4
Points in the Paint	20
Second Chance Points	2
Fast Break Points	2

	M/A	%
Putback %	0/0	0
Points from Dunks		0

Warriors 46 - 62 Uni Rebels

Box Score

Competition: Darw in Airport Resort League Women

Game No: 39685

Date: 6/09/2011 Time: 18:15 Venue: Court 2

Attendance:

Referees:

Commissioner:

Scoring by 5 min intervals:

P1

P2

P3

P4

Warriors

Uni Rebels

6	14	19	25	25	32	40	46
4	19	25	34	40	48	53	62

Warriors

No.	Name	Min	Field Goals		3 Points		Free Throws		Rebounds			AS	TO	ST	Blocks		Fouls		PTS	Eff
			M/A	%	M/A	%	M/A	%	OR	DR	TOT				For	Rec	For	Rec		
* 4	PYTKO Jillian	25:43	2/4	50	0/0	0	1/2	50	5	2	7	2	6	0	0	0	0	2	5	8
* 8	KINSELLA Jennifer	34:52	2/13	15	0/0	0	1/2	50	2	7	9	4	6	2	0	1	4	6	5	4
* 13	SMYTH Kate	32:52	4/10	40	0/2	0	1/2	50	1	1	2	2	3	2	1	0	2	2	9	7
* 18	NYHOUSE Caroly n	40:00	4/12	33	0/0	0	4/14	29	9	11	20	2	6	2	1	0	2	11	12	32
21	ALM Jasmine	17:55	0/3	0	0/0	0	0/0	0	0	1	1	0	7	0	0	0	0	0	0	-9
32	BINZ Debbie	15:35	1/5	20	0/0	0	0/0	0	1	3	4	1	2	0	0	0	0	0	2	1
* 44	EDWARDS Roanna	16:11	1/6	17	0/0	0	1/2	50	1	7	8	0	3	1	2	1	1	2	3	6
51	HAZELDENE Colleen	16:52	4/8	50	0/0	0	2/2	100	0	1	1	0	3	0	1	2	0	1	10	4
Totals:		200:00	18/61	30	0/2	0	10/24	42	19	33	52	11	36	7	5	4	9	24	46	53

Team Totals:

0	0	0	0	0
---	---	---	---	---

Coach:

Assistant Coaches:

Uni Rebels

No.	Name	Min	Field Goals		3 Points		Free Throws		Rebounds			AS	TO	ST	Blocks		Fouls		PTS	Eff
			M/A	%	M/A	%	M/A	%	OR	DR	TOT				For	Rec	For	Rec		
1	BOUNDRY Edith	18:26	1/5	20	0/3	0	0/0	0	1	0	1	2	4	0	0	0	4	1	2	-6
* 4	BOUNDRY Jaylene	23:06	3/6	50	2/5	40	0/0	0	0	0	0	1	2	3	0	0	4	0	8	3
* 6	KURNOTH Vanessa	16:25	1/2	50	0/0	0	0/0	0	1	4	5	1	0	1	0	1	4	0	2	3
7	BONSON Jasmin	11:39	0/4	0	0/0	0	0/0	0	0	0	0	2	1	0	0	1	0	0	0	-4
8	LEE Chantelle	19:04	0/2	0	0/0	0	0/0	0	2	4	6	0	2	0	1	1	4	1	0	-1
11	GRAHAM Patricia	18:25	5/15	33	1/3	33	0/0	0	1	3	4	1	0	2	1	0	1	0	11	8
* 14	BONSON Jaylene	29:44	8/23	35	1/3	33	2/4	50	1	0	1	3	0	0	0	1	0	5	19	12
15	AH WANG Delsey	13:46	1/2	50	0/0	0	0/0	0	0	2	2	2	1	1	0	0	3	0	2	2
* 25	SHEPPARD Tamara	25:20	3/15	20	1/4	25	1/2	50	6	6	12	3	5	3	1	1	4	1	8	6
* 44	SCHMIDT Justine	24:05	4/12	33	1/4	25	1/2	50	1	3	4	6	2	5	0	0	1	2	10	16
Totals:		200:00	26/86	30	6/22	27	4/8	50	13	22	35	21	17	15	3	5	25	10	62	39

Team Totals:

0	0	0	0	0
---	---	---	---	---

Coach:

Assistant Coaches:

Game Analysis

	Warriors	Uni
Points from Turnovers	2	11
Points in the Paint	24	24
Second Chance Points	4	7
Fast Break Points	2	14
Points off Bench	12	15

	Warriors	Uni
Personal Rebounds	52	35
Team Rebounds	0	0
Dead Ball Rebounds	0	0
Total Rebounds	52	35
Overall Rebound %	60	40

	Warriors	Uni
Biggest Lead	2	18
Biggest Scoring Run	4	7
Lead Changes	4	
Times Tied	2	
Time with Lead	02:32	36:21

Legend:

Px - Period number	OTx - Overtime period number	* - Starter	Min - Minutes Played
M/A - Made/Attempts	% - Shooting Percentage	OR - Offensive Rebounds	DR - Defensive Rebounds
TOT - Total Rebounds	AS - Assists	TO - Turnovers	ST - Steals
For - Blocks Made	Rec - Blocks Received	For - Personal Fouls	PTS - Points
			Eff - Efficiency

