

Eagles 94 - 65 Warriors

Shot Chart

Competition: Darw in Airport Resort League Men

Game No: 42696

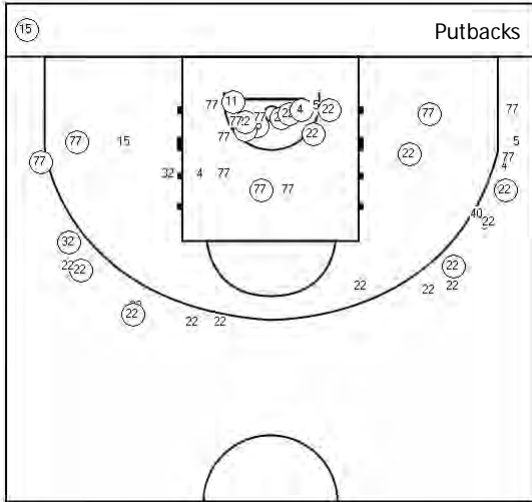
Date: 30/08/2011 Time: 21:15 Venue: Court 2

Attendance:

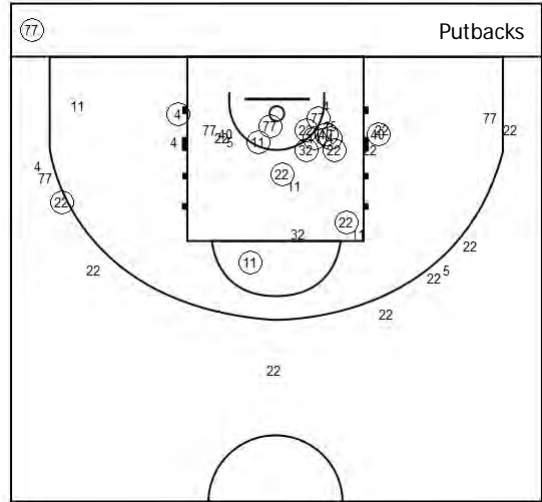
Eagles

Selected: Players => All; Periods => All; FG Types => All; Results => All

1st Half



2nd Half



Shot Analysis

	M/A	%	Pts
2pt	30/57	53	60
3pt	7/29	24	21
Tot	37/86	43	81

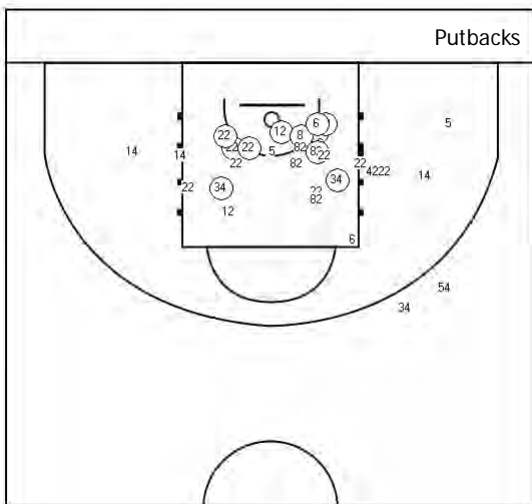
Points from Turnovers	8
Points in the Paint	46
Second Chance Points	15
Fast Break Points	10

	M/A	%
Putback %	2/2	100
Points from Dunks	2	

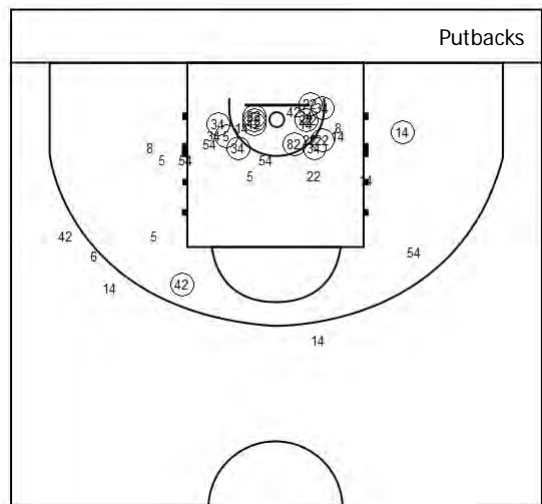
Warriors

Selected: Players => All; Periods => All; FG Types => All; Results => All

1st Half



2nd Half



Shot Analysis

	M/A	%	Pts
2pt	25/62	40	50
3pt	0/6	0	0
Tot	25/68	37	50

Points from Turnovers	2
Points in the Paint	46
Second Chance Points	10
Fast Break Points	2

	M/A	%
Putback %	0/0	0
Points from Dunks	0	

Eagles 94 - 65 Warriors

Box Score

Competition: Darw in Airport Resort League Men

Game No: 42696

Date: 30/08/2011 Time: 21:15 Venue: Court 2

Attendance:

Referees:

Commissioner:

Scoring by 5 min intervals:

P1

P2

P3

P4

Eagles
Warriors

17	28	41	55	66	74	82	94
7	15	20	29	32	39	51	65

Eagles

No.	Name	Min	Field Goals		3 Points		Free Throws		Rebounds			AS	TO	ST	Blocks		Fouls		PTS	Eff
			M/A	%	M/A	%	M/A	%	OR	DR	TOT				For	Rec	For	Rec		
4	BUI Henry	15:26	3/8	38	0/2	0	3/5	60	0	2	2	2	2	1	0	0	5	4	9	6
5	NIVEN-TREWIN Jay den	18:56	0/5	0	0/3	0	0/0	0	0	1	1	3	3	0	0	2	2	1	0	-7
* 11	HARRISON Shane	35:35	4/7	57	0/0	0	2/4	50	3	5	8	4	1	0	0	0	2	2	10	18
15	KERNICK Matthew	18:07	2/4	50	0/0	0	0/0	0	1	2	3	1	3	0	1	0	3	0	4	1
* 22	PERKINS Buster	37:58	15/32	47	5/18	28	4/9	44	2	7	9	2	4	4	0	0	3	7	39	37
* 32	WHITE Samuel	25:16	2/5	40	1/1	100	0/2	0	1	4	5	4	0	7	0	0	3	2	5	17
* 34	PETERS Chris	01:39	0/0	0	0/0	0	0/0	0	0	0	0	0	0	0	0	0	0	0	0	0
40	REID Daniel	17:50	3/5	60	0/1	0	0/0	0	2	2	4	0	0	0	0	0	3	0	6	5
* 77	JOHNSON Joseph	29:13	8/20	40	1/4	25	4/4	100	4	7	11	3	4	3	0	1	1	4	21	24
Totals:		200:00	37/86	43	7/29	24	13/24	54	13	30	43	19	17	15	1	3	22	20	94	101
Team Totals:									0	0	0		0				0			

Coach:

Assistant Coaches:

Warriors

No.	Name	Min	Field Goals		3 Points		Free Throws		Rebounds			AS	TO	ST	Blocks		Fouls		PTS	Eff
			M/A	%	M/A	%	M/A	%	OR	DR	TOT				For	Rec	For	Rec		
* 5	NIEVA Emerson	19:43	1/6	17	0/0	0	3/6	50	1	1	2	1	5	1	0	0	1	4	5	2
6	BORSI Travis	19:40	1/4	25	0/1	0	0/0	0	2	2	4	0	2	1	0	0	4	0	2	-2
8	DUT Ajak	12:09	1/3	33	0/0	0	0/0	0	1	2	3	0	2	0	1	0	2	1	2	1
* 12	MUVIRIMI Ben	18:42	2/3	67	0/0	0	0/2	0	0	7	7	1	4	1	0	0	3	2	4	7
* 14	CROPLEY Rohan	28:36	1/10	10	0/2	0	5/8	63	0	8	8	2	0	1	1	0	3	6	7	13
* 22	CULBERTSON John	31:21	9/18	50	0/0	0	1/4	25	3	6	9	3	3	0	0	0	2	2	19	19
34	HAMRIDING Alex	16:18	6/9	67	0/1	0	5/5	100	3	4	7	0	2	1	0	1	2	4	17	21
42	THOMAS Rhys	18:04	1/4	25	0/1	0	0/0	0	0	1	1	2	2	0	1	0	1	0	2	0
54	KABANGU Domi	04:55	0/5	0	0/1	0	0/0	0	1	1	2	0	2	0	0	0	1	0	0	-6
* 82	OLIVER Robert	30:32	3/6	50	0/0	0	1/4	25	3	4	7	1	3	0	0	0	1	3	7	11
Totals:		200:00	25/68	37	0/6	0	15/29	52	14	36	50	10	25	5	3	1	20	22	65	66
Team Totals:									0	0	0		0				0			

Coach:

Assistant Coaches:

Game Analysis

	Eagles	Warriors
Points from Turnovers	8	2
Points in the Paint	46	46
Second Chance Points	15	10
Fast Break Points	10	2
Points off Bench	19	23

	Eagles	Warriors
Personal Rebounds	43	50
Team Rebounds	0	0
Dead Ball Rebounds	0	0
Total Rebounds	43	50
Overall Rebound %	46	54

	Eagles	Warriors
Biggest Lead	40	0
Biggest Scoring Run	10	7
Lead Changes	3	
Times Tied	2	
Time with Lead	38:39	00:00

Legend:

Px - Period number	OTx - Overtime period number	* - Starter	Min - Minutes Played
M/A - Made/Attempts	% - Shooting Percentage	OR - Offensive Rebounds	DR - Defensive Rebounds
TOT - Total Rebounds	AS - Assists	TO - Turnovers	ST - Steals
For - Blocks Made	Rec - Blocks Received	For - Personal Fouls	PTS - Points
			Eff - Efficiency

Lightning 40 - 84 Uni Rebels

Box Score

Competition: Darw in Airport Resort League Men

Game No: 42694

Date: 30/08/2011 Time: 18:15 Venue: Court 2

Attendance:

Referees:

Commissioner:

Scoring by 5 min intervals:

Lightning
Uni Rebels

	P1		P2		P3		P4	
Lightning	7	17	24	30	34	38	40	40
Uni Rebels	14	16	30	47	63	74	84	84

Lightning

No.	Name	Min	Field Goals		3 Points		Free Throws		Rebounds			AS	TO	ST	Blocks		Fouls		PTS	Eff
			M/A	%	M/A	%	M/A	%	OR	DR	TOT				For	Rec	For	Rec		
* 4	WILLIAMS Christian	21:24	2/3	67	0/1	0	0/0	0	1	2	3	0	4	0	0	0	3	0	4	-1
* 10	OLTROP Karsten	25:36	3/9	33	0/0	0	0/2	0	1	3	4	1	0	0	1	0	4	1	6	3
21	RUALO Justin	00:47	0/0	0	0/0	0	0/0	0	0	0	0	0	0	0	0	0	0	0	0	0
* 24	BAILEY Cameron	35:37	5/17	29	1/5	20	1/2	50	3	2	5	1	1	1	0	2	1	1	12	4
* 25	DE SANTIS Dylan	25:35	1/7	14	0/4	0	2/4	50	1	3	4	1	3	0	0	0	3	3	4	0
41	HERTEL Brodie	13:37	1/9	11	0/3	0	0/2	0	1	5	6	0	0	0	0	0	3	1	2	-2
42	HALIKOS Tony	25:33	2/8	25	1/2	50	0/0	0	3	6	9	0	3	0	0	0	4	0	5	1
55	GOODWIN Thomas	29:30	0/9	0	0/3	0	0/0	0	0	1	1	2	3	2	0	1	3	0	0	-11
75	PEACHEY Dean	20:56	3/5	60	1/2	50	0/0	0	0	2	2	1	1	0	0	0	0	0	7	7
Totals:		198:35	17/67	25	3/20	15	3/10	30	10	24	34	6	15	3	1	3	21	6	40	1
Team Totals:											0	0	0	0						

Coach:

Assistant Coaches:

Uni Rebels

No.	Name	Min	Field Goals		3 Points		Free Throws		Rebounds			AS	TO	ST	Blocks		Fouls		PTS	Eff
			M/A	%	M/A	%	M/A	%	OR	DR	TOT				For	Rec	For	Rec		
* 1	WAUDBY Steven	39:05	2/5	40	0/0	0	5/7	71	5	10	15	2	1	0	0	0	2	5	9	25
* 2	FAGG Matt	34:38	6/14	43	1/4	25	2/4	50	5	9	14	0	4	2	0	0	0	4	15	23
3	LAUREL Malix	02:39	0/1	0	0/0	0	0/0	0	0	1	1	0	0	0	1	0	1	0	0	0
* 5	CH'NG Marcus	39:30	2/7	29	0/0	0	5/6	83	1	6	7	7	3	1	0	0	0	5	9	21
* 12	SHEPPARD Jarrod	35:48	9/17	53	5/13	38	1/4	25	0	5	5	0	1	2	0	0	1	3	24	24
20	KIRBY Jake	05:13	0/2	0	0/0	0	0/0	0	0	0	0	0	0	0	0	1	0	0	0	-3
33	HAMILL Jamie	03:51	0/0	0	0/0	0	0/0	0	0	0	0	0	0	0	0	0	0	0	0	0
* 40	MOSS Andre'	39:16	12/23	52	3/9	33	0/2	0	4	6	10	0	4	1	2	0	2	3	27	26
Totals:		200:00	31/69	45	9/26	35	13/23	57	15	37	52	9	13	6	3	1	6	20	84	116
Team Totals:											0	0	0	0						

Coach:

Assistant Coaches:

Game Analysis

	Lightning	Uni
Points from Turnovers	7	4
Points in the Paint	16	32
Second Chance Points	6	4
Fast Break Points	0	0
Points off Bench	14	0

	Lightning	Uni
Personal Rebounds	34	52
Team Rebounds	0	0
Dead Ball Rebounds	0	0
Total Rebounds	34	52
Overall Rebound %	40	60

	Lightning	Uni
Biggest Lead	1	44
Biggest Scoring Run	9	11
Lead Changes	4	
Times Tied	2	
Time with Lead	01:30	38:05

Legend:

- | | | | |
|-----------------------------|-------------------------------------|--------------------------------|--------------------------------|
| Px - Period number | OTx - Overtime period number | * - Starter | Min - Minutes Played |
| M/A - Made/Attempts | % - Shooting Percentage | OR - Offensive Rebounds | DR - Defensive Rebounds |
| TOT - Total Rebounds | AS - Assists | TO - Turnovers | ST - Steals |
| For - Blocks Made | Rec - Blocks Received | For - Personal Fouls | PTS - Points |
| | | | Eff - Efficiency |

Lightning 40 - 84 Uni Rebels

Shot Chart

Competition: Darw in Airport Resort League Men

Game No: 42694

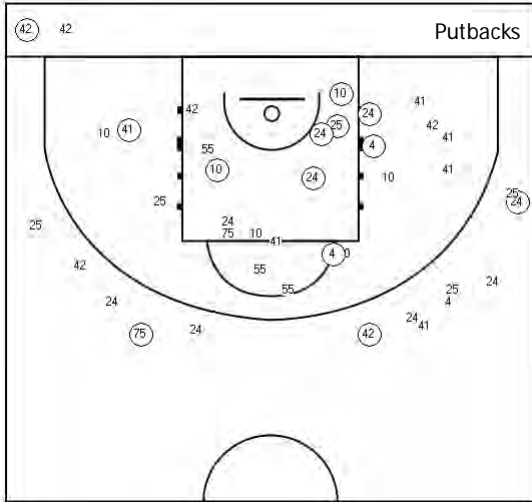
Date: 30/08/2011 Time: 18:15 Venue: Court 2

Attendance:

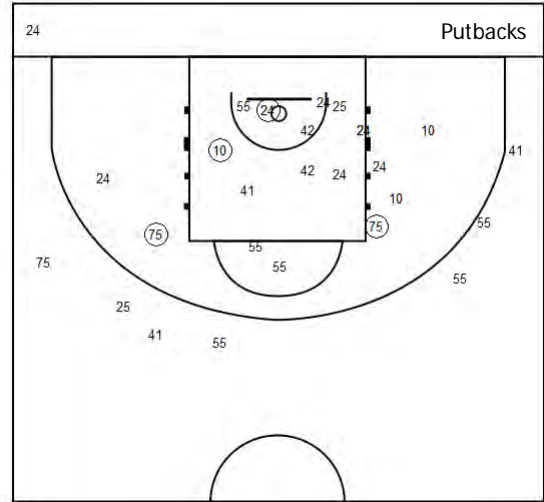
Lightning

Selected: Players => All; Periods => All; FG Types => All; Results => All

1st Half



2nd Half



Shot Analysis

	M/A	%	Pts
2pt	14/47	30	28
3pt	3/20	15	9
Tot	17/67	25	37

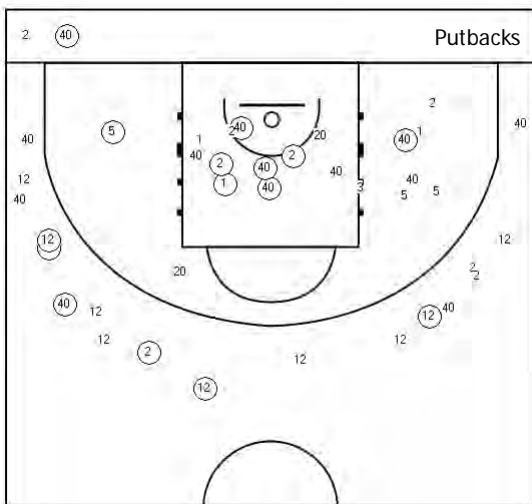
Points from Turnovers	7
Points in the Paint	16
Second Chance Points	6
Fast Break Points	0

	M/A	%
Putback %	1/3	33
Points from Dunks		0

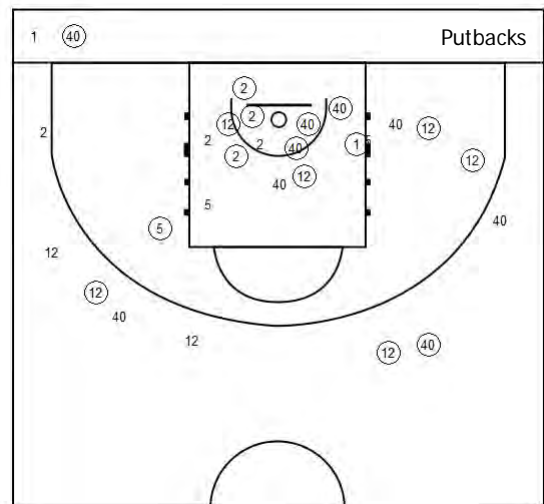
Uni Rebels

Selected: Players => All; Periods => All; FG Types => All; Results => All

1st Half



2nd Half



Shot Analysis

	M/A	%	Pts
2pt	22/43	51	44
3pt	9/26	35	27
Tot	31/69	45	71

Points from Turnovers	4
Points in the Paint	32
Second Chance Points	4
Fast Break Points	0

	M/A	%
Putback %	2/4	50
Points from Dunks		6

TV Jets 74 - 91 Ansett

Shot Chart

Competition: Darw in Airport Resort League Men

Game No: 42695

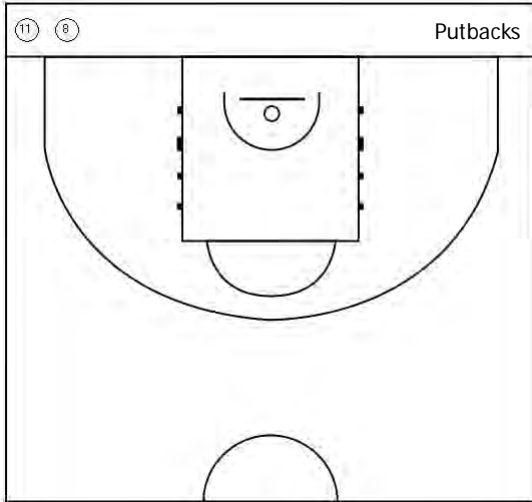
Date: 30/08/2011 Time: 19:45 Venue: Court 2

Attendance:

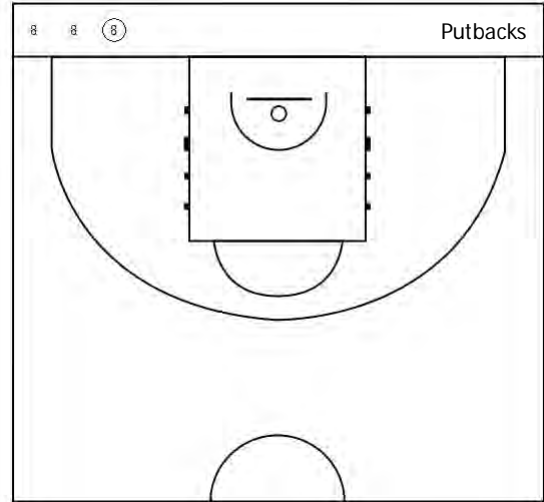
TV Jets

Selected: Players => All; Periods => All; FG Types => All; Results => All

1st Half



2nd Half



Shot Analysis

	M/A	%	Pts
2pt	28/56	50	56
3pt	2/7	29	6
Tot	30/63	48	62

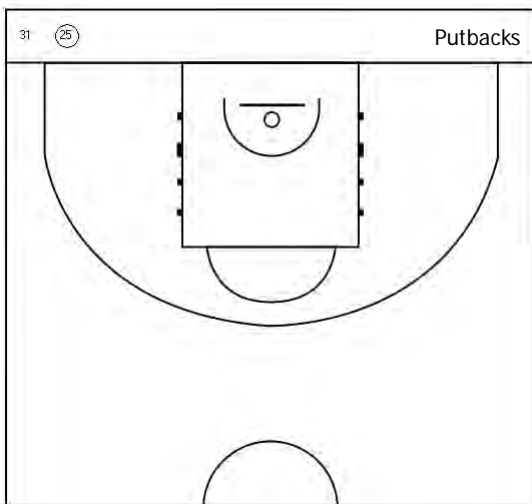
Points from Turnovers	0
Points in the Paint	40
Second Chance Points	12
Fast Break Points	0

	M/A	%
Putback %	3/5	60
Points from Dunks		0

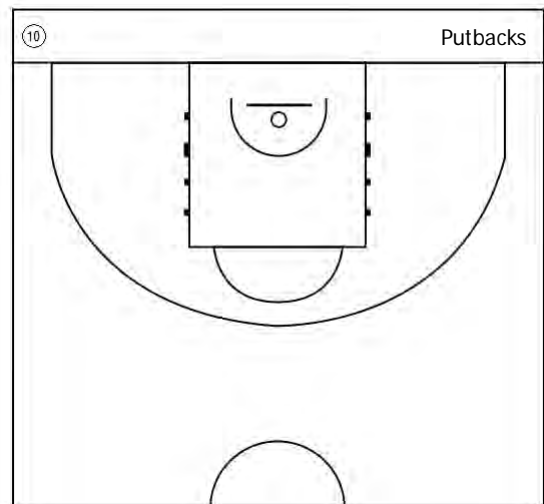
Ansett

Selected: Players => All; Periods => All; FG Types => All; Results => All

1st Half



2nd Half



Shot Analysis

	M/A	%	Pts
2pt	30/59	51	60
3pt	6/17	35	18
Tot	36/76	47	78

Points from Turnovers	2
Points in the Paint	52
Second Chance Points	14
Fast Break Points	0

	M/A	%
Putback %	2/3	67
Points from Dunks		8

TV Jets 74 - 91 Ansett

Box Score

Competition: Darw in Airport Resort League Men

Game No: 42695

Date: 30/08/2011 Time: 19:45 Venue: Court 2

Attendance:

Referees:

Commissioner:

Scoring by 5 min intervals:

P1

P2

P3

P4

TV Jets

Ansett

8	13
18	31

21	29
37	53

38	46
59	64

62	74
73	91

TV Jets

No.	Name	Min	Field Goals		3 Points		Free Throws		Rebounds			AS	TO	ST	Blocks		Fouls		PTS	Eff
			M/A	%	M/A	%	M/A	%	OR	DR	TOT				For	Rec	For	Rec		
3	SUKCHAROEN Jett	10:43	1/2	50	1/1	100	1/2	50	0	0	0	0	0	0	0	0	1	2	4	4
* 8	ELLIS Travis	30:31	11/22	50	1/4	25	3/4	75	5	9	14	1	4	1	1	0	0	5	26	33
* 11	MACLEAN Michael	27:07	5/7	71	0/0	0	2/2	100	2	3	5	3	5	0	0	0	5	5	12	13
* 15	SIMPSON Aaron	20:28	2/3	67	0/0	0	0/0	0	0	2	2	1	0	0	0	0	5	0	4	1
* 19	PATRICK Nicholas	33:27	4/12	33	0/0	0	4/4	100	0	1	1	0	3	0	0	0	3	2	12	1
21	PYNE Paul	07:54	2/3	67	0/0	0	0/0	0	0	0	0	0	0	0	0	0	0	0	4	3
* 22	KONONEN Clinton	40:00	2/6	33	0/1	0	2/4	50	1	8	9	1	4	1	0	1	0	4	6	12
24	MACLACHLAN Liam	26:34	2/6	33	0/1	0	0/0	0	0	1	1	4	3	1	0	0	2	0	4	1
84	EAST Brad	03:16	1/2	50	0/0	0	0/0	0	0	0	0	0	1	0	0	0	0	0	2	0
Totals:		200:00	30/63	48	2/7	29	12/16	75	8	24	32	10	20	3	1	1	16	18	74	68
Team Totals:									0	0	0		0			0				

Coach:

Assistant Coaches:

Ansett

No.	Name	Min	Field Goals		3 Points		Free Throws		Rebounds			AS	TO	ST	Blocks		Fouls		PTS	Eff
			M/A	%	M/A	%	M/A	%	OR	DR	TOT				For	Rec	For	Rec		
* 5	HUNT Tom	32:38	2/9	22	1/3	33	0/0	0	0	0	0	3	2	0	0	0	3	2	5	-2
* 8	BLAKE Tom	25:33	0/3	0	0/2	0	0/0	0	0	4	4	0	1	0	0	0	1	0	0	-1
* 9	HUNT Matthew	30:50	6/14	43	1/5	20	3/4	75	2	0	2	2	3	0	0	0	4	3	16	8
* 10	FLORANCE Daniel	25:51	11/16	69	4/5	80	2/2	100	5	1	6	1	2	0	1	0	1	1	28	29
25	JOHNSON Jay	18:52	2/8	25	0/0	0	2/2	100	3	8	11	0	0	0	0	1	1	1	6	10
* 31	CHASE Rashad	36:35	11/14	79	0/0	0	3/5	60	3	9	12	5	3	2	0	0	4	5	25	39
33	MC KENZIE Cameron	16:11	1/6	17	0/1	0	3/4	75	0	0	0	1	1	0	0	0	4	1	5	-3
37	VYHNAL Filip	13:30	3/6	50	0/1	0	0/0	0	0	0	0	0	1	1	0	0	0	1	6	4
Totals:		200:00	36/76	47	6/17	35	13/17	76	13	22	35	12	13	3	1	1	18	14	91	84
Team Totals:									0	0	0		0			0				

Coach:

Assistant Coaches:

Game Analysis

	TV Jets	Ansett
Points from Turnovers	0	2
Points in the Paint	40	52
Second Chance Points	12	14
Fast Break Points	0	0
Points off Bench	14	17

	TV Jets	Ansett
Personal Rebounds	32	35
Team Rebounds	0	0
Dead Ball Rebounds	0	0
Total Rebounds	32	35
Overall Rebound %	48	52

	TV Jets	Ansett
Biggest Lead	0	28
Biggest Scoring Run	12	13
Lead Changes	2	
Times Tied	1	
Time with Lead	00:00	39:14

Legend:

Px - Period number

OTx - Overtime period number

***** - Starter

Min - Minutes Played

M/A - Made/Attempts

% - Shooting Percentage

OR - Offensive Rebounds

DR - Defensive Rebounds

TOT - Total Rebounds

AS - Assists

TO - Turnovers

ST - Steals

PTS - Points

For - Blocks Made

Rec - Blocks Received

For - Personal Fouls

Rec - Fouls On

Eff - Efficiency

Ansett 42 - 68 Uni Rebels

Box Score

Competition: Darw in Airport Resort League Women

Game No: 39684

Date: 30/08/2011 Time: 21:15 Venue: Court 1

Attendance:

Referees:

Commissioner:

Scoring by 5 min intervals:

P1

P2

P3

P4

Ansett

Uni Rebels

5	14	18	24	30	38	38	42
8	15	21	30	36	54	62	68

Ansett

No.	Name	Min	Field Goals		3 Points		Free Throws		Rebounds			AS	TO	ST	Blocks		Fouls		PTS	Eff
			M/A	%	M/A	%	M/A	%	OR	DR	TOT				For	Rec	For	Rec		
* 5	FLANEGAN Lauren	24:38	1/10	10	1/9	11	0/0	0	1	0	1	3	0	0	0	0	4	1	3	-5
6	BOND Kia	22:16	0/2	0	0/1	0	2/2	100	1	2	3	0	3	1	0	0	2	2	2	1
* 9	UHLIG Victoria	20:43	0/8	0	0/0	0	2/2	100	2	1	3	0	3	0	0	0	2	3	2	-5
* 15	DRESCHER Eloise	17:15	0/4	0	0/0	0	1/2	50	1	4	5	0	3	0	0	0	1	1	1	-1
* 21	BIRKETT Olivia	26:40	2/11	18	0/0	0	0/0	0	4	3	7	1	4	1	0	0	1	3	4	2
24	JONES Carla	27:33	2/9	22	0/1	0	0/0	0	3	6	9	0	2	0	0	1	1	0	4	2
34	HOSCHKE Kate	24:13	4/11	36	0/0	0	0/2	0	6	3	9	0	3	0	3	0	3	2	8	9
* 42	DRESCHER Samantha	36:42	7/32	22	0/4	0	4/9	44	15	13	28	1	9	0	1	1	4	4	18	13
Totals:		200:00	16/87	18	1/15	7	9/17	53	33	32	65	5	27	2	4	2	18	16	42	16

Team Totals:

0	0	0	0	0
---	---	---	---	---

Coach:

Assistant Coaches:

Uni Rebels

No.	Name	Min	Field Goals		3 Points		Free Throws		Rebounds			AS	TO	ST	Blocks		Fouls		PTS	Eff
			M/A	%	M/A	%	M/A	%	OR	DR	TOT				For	Rec	For	Rec		
* 1	BOUNDRY Edith	10:53	2/4	50	0/0	0	1/2	50	0	1	1	0	4	0	0	0	5	1	5	-4
4	BOUNDRY Jaylene	23:41	3/7	43	0/0	0	0/2	0	5	5	10	1	1	2	0	2	1	1	6	12
* 7	BONSON Jasmin	19:37	1/3	33	0/0	0	0/0	0	2	1	3	0	2	1	0	0	1	0	2	1
* 8	LEE Chantelle	17:31	0/1	0	0/0	0	2/4	50	0	6	6	0	1	1	1	0	3	4	2	9
11	GRAHAM Patricia	23:50	3/14	21	1/5	20	2/4	50	5	4	9	2	1	4	0	0	2	2	9	12
14	BONSON Jaylene	29:33	7/14	50	1/2	50	0/0	0	1	3	4	4	2	3	0	0	2	2	15	17
* 25	SHEPARD Tamarra	36:59	7/18	39	1/4	25	5/8	63	6	7	13	6	1	3	0	2	1	4	20	31
* 44	SCHMIDT Justine	37:56	3/15	20	1/6	17	2/6	33	1	5	6	4	3	3	1	0	2	4	9	10
Totals:		200:00	26/76	34	4/17	24	12/26	46	20	32	52	17	15	17	2	4	17	18	68	88

Team Totals:

0	0	0	0	0
---	---	---	---	---

Coach:

Assistant Coaches:

Game Analysis

	Ansett	Uni
Points from Turnovers	2	4
Points in the Paint	6	8
Second Chance Points	10	6
Fast Break Points	0	0
Points off Bench	14	30

	Ansett	Uni
Personal Rebounds	65	52
Team Rebounds	0	0
Dead Ball Rebounds	0	0
Total Rebounds	65	52
Overall Rebound %	56	44

	Ansett	Uni
Biggest Lead	2	26
Biggest Scoring Run	6	19
Lead Changes	12	
Times Tied	4	
Time with Lead	04:11	34:41

Legend:

Px - Period number

OTx - Overtime period number

***** - Starter

Min - Minutes Played

M/A - Made/Attempts

% - Shooting Percentage

OR - Offensive Rebounds

DR - Defensive Rebounds

TOT - Total Rebounds

AS - Assists

TO - Turnovers

ST - Steals

PTS - Points

For - Blocks Made

Rec - Blocks Received

For - Personal Fouls

Rec - Fouls On

Eff - Efficiency

Ansett 42 - 68 Uni Rebels

Shot Chart

Competition: Darw in Airport Resort League Women

Game No: 39684

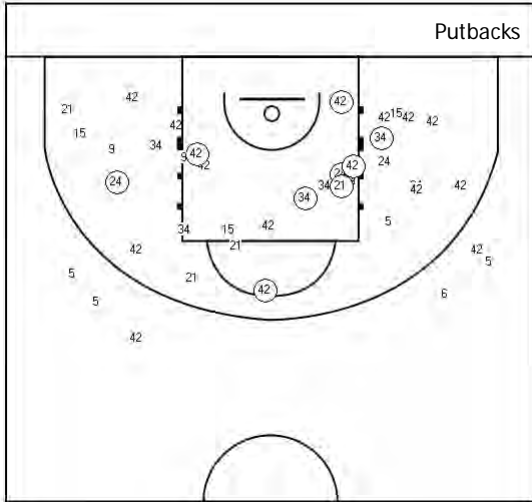
Date: 30/08/2011 Time: 21:15 Venue: Court 1

Attendance:

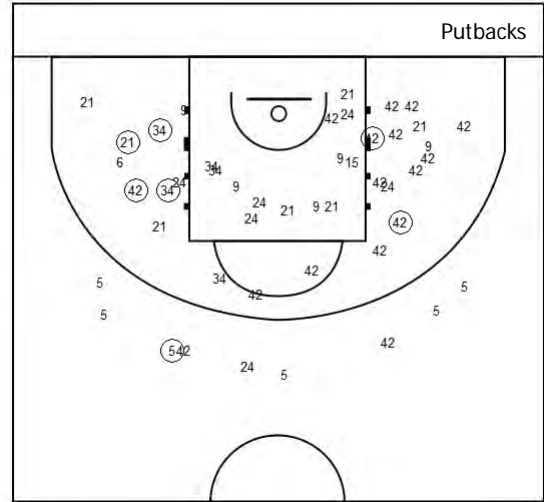
Ansett

Selected: Players => All; Periods => All; FG Types => All; Results => All

1st Half



2nd Half



Shot Analysis

	M/A	%	Pts
2pt	15/72	21	30
3pt	1/15	7	3
Tot	16/87	18	33

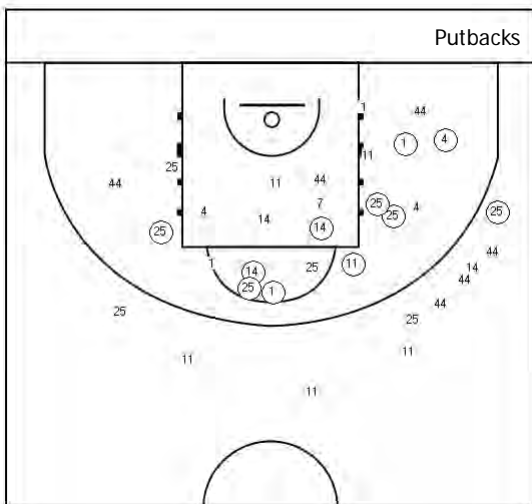
Points from Turnovers	2
Points in the Paint	6
Second Chance Points	10
Fast Break Points	0

	M/A	%
Putback %	0/0	0
Points from Dunks	0	

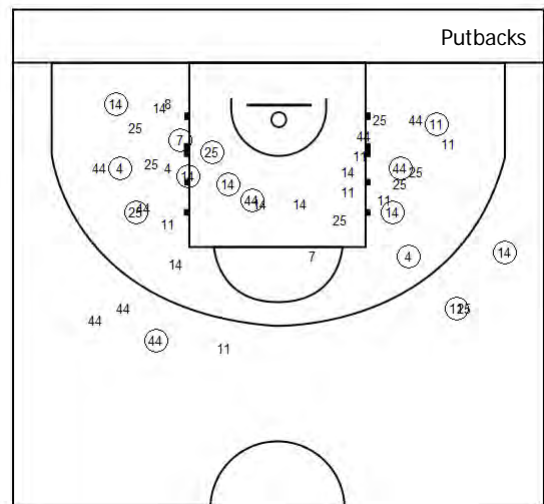
Uni Rebels

Selected: Players => All; Periods => All; FG Types => All; Results => All

1st Half



2nd Half



Shot Analysis

	M/A	%	Pts
2pt	22/59	37	44
3pt	4/17	24	12
Tot	26/76	34	56

Points from Turnovers	4
Points in the Paint	8
Second Chance Points	6
Fast Break Points	0

	M/A	%
Putback %	0/0	0
Points from Dunks	0	

Lightning 35 - 50 Eagles

Box Score

Competition: Darw in Airport Resort League Women

Game No: 39683

Date: 30/08/2011 Time: 19:45 Venue: Court 1

Attendance:

Referees:

Commissioner:

Scoring by 5 min intervals:

	P1		P2		P3		P4	
Lightning	6	12	18	22	24	29	33	35
Eagles	6	17	24	32	39	40	44	50

Lightning

No.	Name	Min	Field Goals		3 Points		Free Throws		Rebounds			AS	TO	ST	Blocks		Fouls		PTS	Eff
			M/A	%	M/A	%	M/A	%	OR	DR	TOT				For	Rec	For	Rec		
* 3	COOK Chelsea	33:07	8/19	42	0/1	0	2/4	50	1	4	5	0	4	4	1	0	4	3	18	12
11	DINGO Alana	25:31	1/10	10	1/5	20	2/2	100	2	5	7	2	3	2	0	0	1	2	5	5
* 12	LEW FATT Tahnee	22:04	3/11	27	0/2	0	1/4	25	5	6	11	1	4	3	0	0	3	3	7	10
* 21	CARBONE Sarah	28:03	0/6	0	0/5	0	0/0	0	2	2	4	2	4	3	1	0	3	0	0	-3
* 22	LEE Deearne	20:43	0/3	0	0/1	0	0/2	0	2	6	8	0	3	1	1	0	5	2	0	1
* 23	MURRAY Lucy	36:54	1/6	17	0/4	0	1/4	25	4	4	8	6	6	2	0	0	2	4	3	10
77	CARBONE Emma	18:46	1/9	11	0/2	0	0/0	0	0	2	2	1	2	1	0	2	5	0	2	-11
79	GRASS Patina	14:52	0/4	0	0/3	0	0/2	0	3	3	6	0	2	2	1	0	2	3	0	4
Totals:		200:00	14/68	21	1/23	4	6/18	33	19	32	51	12	28	18	4	2	25	17	35	28

Team Totals:	0	0	0	0
--------------	---	---	---	---

Coach: Assistant Coaches:

Eagles

No.	Name	Min	Field Goals		3 Points		Free Throws		Rebounds			AS	TO	ST	Blocks		Fouls		PTS	Eff
			M/A	%	M/A	%	M/A	%	OR	DR	TOT				For	Rec	For	Rec		
* 4	TEAKLE Barbara	31:48	3/10	30	1/2	50	3/8	38	0	7	7	7	6	4	0	1	2	8	10	20
* 5	WATCHORN Rachel	26:06	0/4	0	0/0	0	0/2	0	4	6	10	2	3	1	0	0	4	1	0	3
* 6	BRISTON Rochelle	29:14	1/10	10	0/2	0	0/0	0	2	3	5	0	3	1	0	0	1	1	2	-4
9	WILLIAMS Lillian	22:24	4/10	40	0/0	0	3/5	60	2	3	5	1	1	1	1	2	1	3	11	12
11	SHEAN Reina	21:51	2/5	40	0/0	0	0/0	0	0	2	2	1	2	0	0	0	3	2	4	1
* 12	SNOWDON Leonie	24:11	6/12	50	0/0	0	5/8	63	4	4	8	2	4	3	0	1	4	8	17	23
* 14	ALTHOUSE Kira	25:53	3/10	30	0/3	0	0/0	0	2	7	9	1	5	2	0	0	1	1	6	6
22	PETERS Donna	18:33	0/3	0	0/0	0	0/2	0	0	3	3	2	3	0	1	0	1	1	0	0
Totals:		200:00	19/64	30	1/7	14	11/25	44	14	35	49	16	27	12	2	4	17	25	50	61

Team Totals:	0	0	0	0
--------------	---	---	---	---

Coach: Assistant Coaches:

Game Analysis

	Lightning	Eagles
Points from Turnovers	2	2
Points in the Paint	10	26
Second Chance Points	6	6
Fast Break Points	0	10
Points off Bench	7	15

	Lightning	Eagles
Personal Rebounds	51	49
Team Rebounds	0	0
Dead Ball Rebounds	0	0
Total Rebounds	51	49
Overall Rebound %	51	49

	Lightning	Eagles
Biggest Lead	4	17
Biggest Scoring Run	7	9
Lead Changes	5	
Times Tied	4	
Time with Lead	03:00	33:38

Legend:

- | | | | |
|-----------------------------|-------------------------------------|--------------------------------|--------------------------------|
| Px - Period number | OTx - Overtime period number | * - Starter | Min - Minutes Played |
| M/A - Made/Attempts | % - Shooting Percentage | OR - Offensive Rebounds | DR - Defensive Rebounds |
| TOT - Total Rebounds | AS - Assists | TO - Turnovers | ST - Steals |
| For - Blocks Made | Rec - Blocks Received | For - Personal Fouls | Rec - Fouls On |
| | | | PTS - Points |
| | | | Eff - Efficiency |

Lightning 35 - 50 Eagles

Competition: Darw in Airport Resort League Women

Date: 30/08/2011 Time: 19:45 Venue: Court 1

Shot Chart

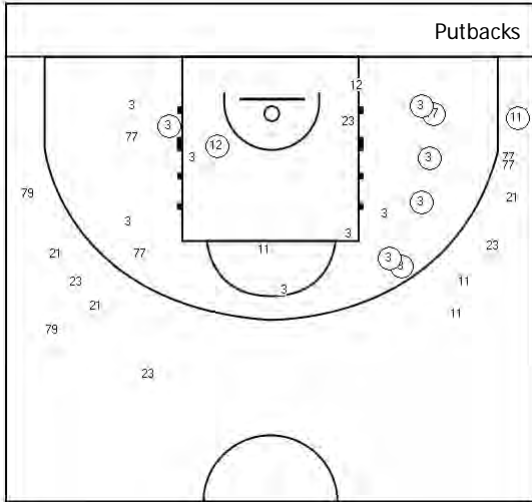
Game No: 39683

Attendance:

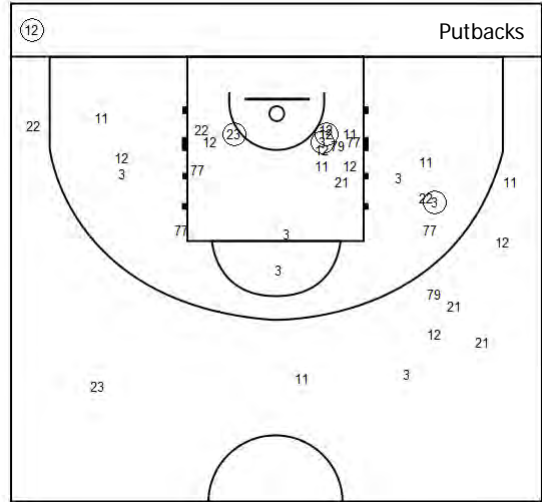
Lightning

Selected: Players => All; Periods => All; FG Types => All; Results => All

1st Half



2nd Half



Shot Analysis

	M/A	%	Pts
2pt	13/45	29	26
3pt	1/23	4	3
Tot	14/68	21	29

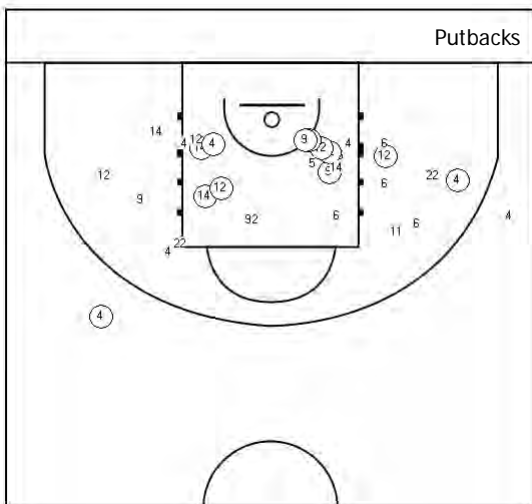
Points from Turnovers	2
Points in the Paint	10
Second Chance Points	6
Fast Break Points	0

	M/A	%
Putback %	1/1	100
Points from Dunks		0

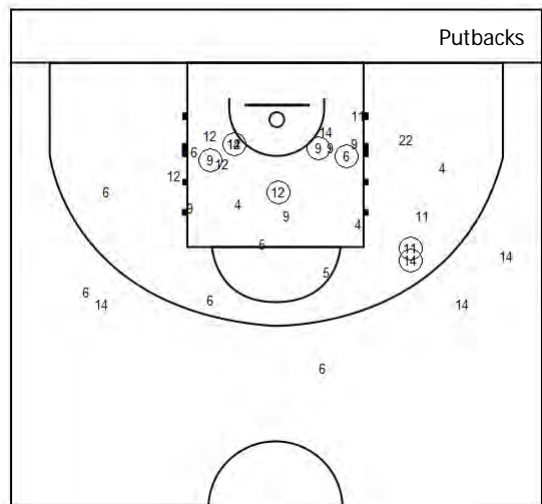
Eagles

Selected: Players => All; Periods => All; FG Types => All; Results => All

1st Half



2nd Half



Shot Analysis

	M/A	%	Pts
2pt	18/57	32	36
3pt	1/7	14	3
Tot	19/64	30	39

Points from Turnovers	2
Points in the Paint	26
Second Chance Points	6
Fast Break Points	10

	M/A	%
Putback %	0/0	0
Points from Dunks		0

Warriors 31 - 66 TV Jets

Box Score

Competition: Darw in Airport Resort League Women

Game No: 39682

Date: 30/08/2011 Time: 18:15 Venue: Court 1

Attendance:

Referees:

Commissioner:

Scoring by 5 min intervals:

P1

P2

P3

P4

Warriors

TV Jets

2	3	5	9	13	18	23	31
6	14	21	33	39	50	56	66

Warriors

No.	Name	Min	Field Goals		3 Points		Free Throws		Rebounds			AS	TO	ST	Blocks		Fouls		PTS	Eff
			M/A	%	M/A	%	M/A	%	OR	DR	TOT				For	Rec	For	Rec		
* 4	PYTKO Jillian	26:38	1/3	33	0/0	0	0/2	0	1	2	3	0	14	1	0	0	4	1	2	-13
* 8	KINSELLA Jennifer	24:42	0/4	0	0/0	0	4/6	67	0	3	3	0	3	2	0	1	4	4	4	1
* 13	SMYTH Kate	30:58	1/7	14	0/1	0	2/2	100	1	6	7	2	5	2	2	1	0	3	4	8
* 18	NYHOUSE Carolyn	28:28	5/15	33	0/0	0	2/6	33	9	10	19	2	3	4	1	2	3	4	12	24
* 21	ALM Jasmine	19:50	0/2	0	0/0	0	0/0	0	1	2	3	0	6	0	0	0	0	1	0	-4
23	BRUEKERS Eloise	21:19	1/8	13	0/0	0	3/6	50	1	2	3	1	6	0	0	2	1	4	5	-3
32	BINZ Debbie	18:58	0/2	0	0/0	0	1/6	17	1	4	5	0	3	1	0	1	1	3	1	3
44	EDWARDS Roanna	15:02	1/2	50	0/0	0	1/6	17	4	2	6	0	1	0	1	0	2	3	3	9
51	HAZELDENE Colleen	14:05	0/1	0	0/0	0	0/0	0	1	4	5	2	2	0	0	1	0	0	0	3
Totals:		200:00	9/44	20	0/1	0	13/34	38	19	35	54	7	43	10	4	8	15	23	31	28
Team Totals:									0	0	0		0			0				

Coach:

Assistant Coaches:

TV Jets

No.	Name	Min	Field Goals		3 Points		Free Throws		Rebounds			AS	TO	ST	Blocks		Fouls		PTS	Eff
			M/A	%	M/A	%	M/A	%	OR	DR	TOT				For	Rec	For	Rec		
4	DUGGAN Kylie	19:12	0/5	0	0/0	0	0/0	0	3	3	6	2	1	4	0	0	4	1	0	3
5	TINLEY Keisha	26:29	4/7	57	0/1	0	1/2	50	0	4	4	2	0	2	0	0	0	1	9	15
* 9	CUBILLO Demi	23:58	2/12	17	0/3	0	0/0	0	1	3	4	0	0	2	1	1	2	2	4	0
10	WEETRA Desiree	20:17	1/9	11	0/2	0	0/3	0	0	1	1	2	2	2	0	0	2	2	2	-3
* 11	HOWLETT Georgii	30:35	8/19	42	0/0	0	2/2	100	7	2	9	3	5	2	2	1	2	3	18	18
* 12	HARBISON Annabelle	13:38	2/10	20	0/1	0	0/0	0	0	1	1	1	3	5	0	1	5	0	4	-6
14	LEW FATT Jenna	21:10	6/14	43	0/0	0	4/4	100	4	4	8	2	0	5	3	1	2	4	16	27
* 15	AH SAM Jordan	27:30	4/6	67	0/0	0	0/0	0	2	4	6	6	1	8	0	0	3	1	8	23
* 30	GRAZIOLI Brianna	17:11	2/6	33	1/2	50	0/0	0	0	1	1	4	2	1	2	0	3	1	5	5
Totals:		200:00	29/88	33	1/9	11	7/11	64	17	23	40	22	14	31	8	4	23	15	66	82
Team Totals:									0	0	0		0			0				

Coach:

Assistant Coaches:

Game Analysis

	Warriors	TV Jets
Points from Turnovers	0	20
Points in the Paint	16	44
Second Chance Points	8	8
Fast Break Points	4	16
Points off Bench	9	27

	Warriors	TV Jets
Personal Rebounds	54	40
Team Rebounds	0	0
Dead Ball Rebounds	0	0
Total Rebounds	54	40
Overall Rebound %	57	43

	Warriors	TV Jets
Biggest Lead	0	37
Biggest Scoring Run	5	12
Lead Changes	1	
Times Tied	0	
Time with Lead	00:00	38:57

Legend:

Px - Period number

OTx - Overtime period number

***** - Starter

Min - Minutes Played

M/A - Made/Attempts

% - Shooting Percentage

OR - Offensive Rebounds

DR - Defensive Rebounds

TOT - Total Rebounds

AS - Assists

TO - Turnovers

ST - Steals

PTS - Points

For - Blocks Made

Rec - Blocks Received

For - Personal Fouls

Rec - Fouls On

Eff - Efficiency

Warriors 31 - 66 TV Jets

Shot Chart

Competition: Darw in Airport Resort League Women

Game No: 39682

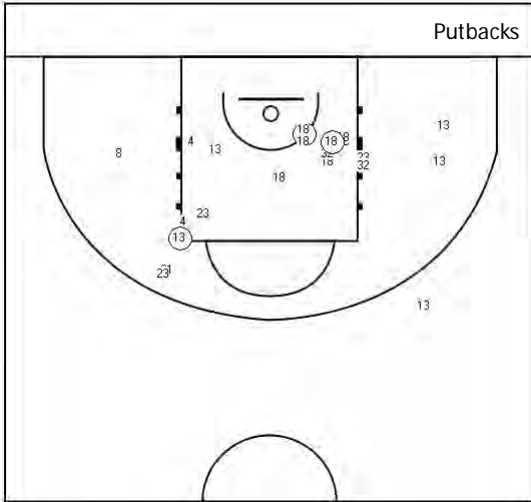
Date: 30/08/2011 Time: 18:15 Venue: Court 1

Attendance:

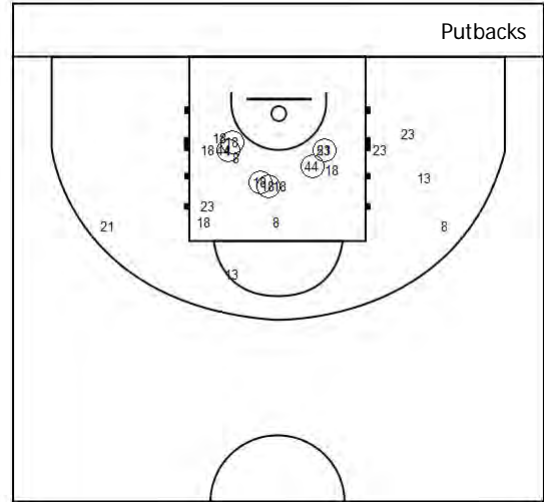
Warriors

Selected: Players => All; Periods => All; FG Types => All; Results => All

1st Half



2nd Half



Shot Analysis

	M/A	%	Pts
2pt	9/43	21	18
3pt	0/1	0	0
Tot	9/44	20	18

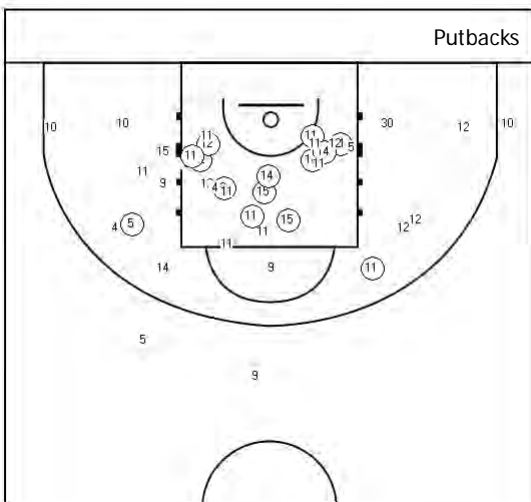
Points from Turnovers	0
Points in the Paint	16
Second Chance Points	8
Fast Break Points	4

	M/A	%
Putback %	0/0	0
Points from Dunks	0	

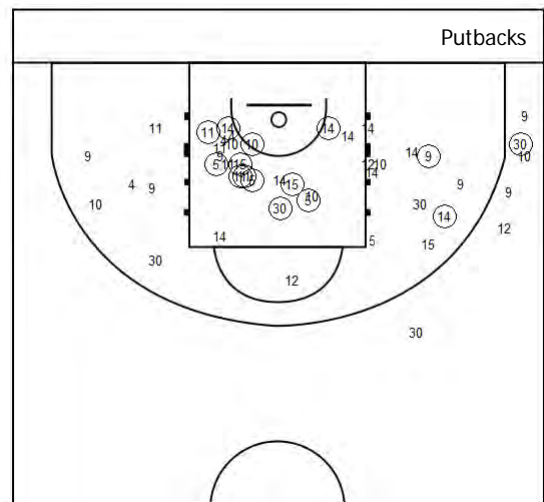
TV Jets

Selected: Players => All; Periods => All; FG Types => All; Results => All

1st Half



2nd Half



Shot Analysis

	M/A	%	Pts
2pt	28/79	35	56
3pt	1/9	11	3
Tot	29/88	33	59

Points from Turnovers	20
Points in the Paint	44
Second Chance Points	8
Fast Break Points	16

	M/A	%
Putback %	0/0	0
Points from Dunks	0	