

Warriors 36 - 44 Eagles

Box Score

Competition: Darw in Airport Resort League Women

Game No: 39675

Date: 13/08/2011 Time: 20:00 Venue: Court 2

Attendance:

Referees:

Commissioner:

Scoring by 5 min intervals:

	P1		P2		P3		P4	
Warriors	7	10	13	15	19	23	27	36
Eagles	6	10	13	17	20	27	34	44

Warriors

No.	Name	Min	Field Goals		3 Points		Free Throws		Rebounds			AS	TO	ST	Blocks		Fouls		PTS	Eff
			M/A	%	M/A	%	M/A	%	OR	DR	TOT				For	Rec	For	Rec		
* 4	PYTKO Jillian	30:53	1/15	7	0/1	0	0/2	0	3	4	7	0	5	1	0	2	3	1	2	-13
* 8	KINSELLA Jennifer	34:43	4/21	19	1/5	20	0/0	0	3	5	8	7	1	1	0	1	4	4	9	6
* 18	NYHOUSE Carolyn	40:00	5/23	22	0/3	0	3/10	30	7	11	18	3	6	6	2	1	4	6	13	19
* 21	ALM Jasmine	26:04	0/7	0	0/2	0	0/0	0	2	0	2	1	0	0	0	0	0	0	0	-4
23	BREUKERS Eloise	22:54	3/8	38	0/0	0	2/5	40	4	0	4	0	1	1	1	1	3	4	8	8
32	BINZ Debbie	16:57	0/6	0	0/0	0	0/0	0	3	2	5	0	0	0	0	1	2	0	0	-4
* 51	HAZELDENE Colleen	28:20	2/7	29	0/0	0	0/0	0	2	4	6	1	1	0	0	2	4	1	4	0
Totals:		199:51	15/87	17	1/11	9	5/17	29	24	26	50	12	14	9	3	8	20	16	36	12
Team Totals:									0	0	0		0		0					

Coach:

Assistant Coaches:

Eagles

No.	Name	Min	Field Goals		3 Points		Free Throws		Rebounds			AS	TO	ST	Blocks		Fouls		PTS	Eff
			M/A	%	M/A	%	M/A	%	OR	DR	TOT				For	Rec	For	Rec		
* 5	WATCHORN Rachel	40:00	5/13	38	0/0	0	4/5	80	4	10	14	2	3	3	2	1	3	6	14	26
9	WILLIAMS Lillian	26:16	3/6	50	0/0	0	1/2	50	4	2	6	1	4	1	0	0	3	1	7	6
* 11	SHEAN Reina	34:07	1/7	14	0/0	0	1/5	20	0	5	5	2	3	1	0	0	3	4	3	3
* 14	BELLAMY Andrea	37:46	6/16	38	0/1	0	2/7	29	6	12	18	0	2	1	3	1	4	7	14	26
* 15	PALMER Sarah	30:10	2/13	15	1/4	25	0/0	0	0	2	2	0	7	1	1	1	2	1	5	-11
* 22	PETERS Donna	31:41	0/7	0	0/1	0	1/2	50	2	6	8	2	4	2	2	0	1	1	1	4
Totals:		200:00	17/62	27	1/6	17	9/21	43	16	37	53	7	23	9	8	3	16	20	44	54
Team Totals:									0	0	0		0		0					

Coach:

Assistant Coaches:

Game Analysis

	Warriors	Eagles
Points from Turnovers	4	2
Points in the Paint	8	30
Second Chance Points	4	6
Fast Break Points	2	10
Points off Bench	8	7

	Warriors	Eagles
Personal Rebounds	50	53
Team Rebounds	0	0
Dead Ball Rebounds	0	0
Total Rebounds	50	53
Overall Rebound %	49	51

	Warriors	Eagles
Biggest Lead	5	11
Biggest Scoring Run	8	10
Lead Changes	7	
Times Tied	3	
Time with Lead	11:04	24:54

Legend:

Px - Period number	OTx - Overtime period number	* - Starter	Min - Minutes Played
M/A - Made/Attempts	% - Shooting Percentage	OR - Offensive Rebounds	DR - Defensive Rebounds
TOT - Total Rebounds	AS - Assists	TO - Turnovers	ST - Steals
For - Blocks Made	Rec - Blocks Received	For - Personal Fouls	PTS - Points
			Eff - Efficiency

Warriors 36 - 44 Eagles

Shot Chart

Competition: Darw in Airport Resort League Women

Game No: 39675

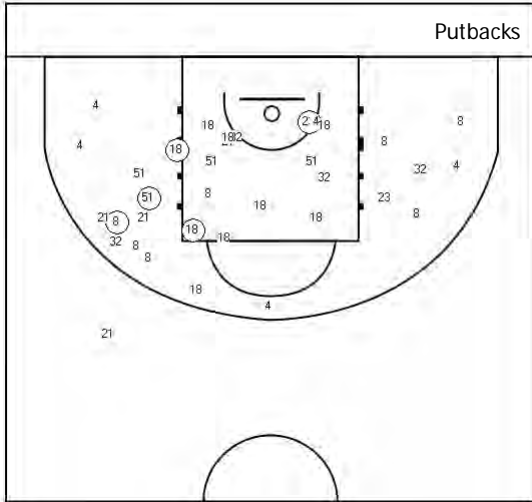
Date: 13/08/2011 Time: 20:00 Venue: Court 2

Attendance:

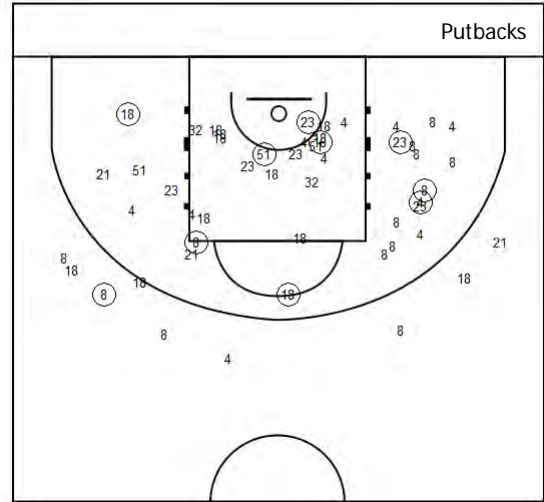
Warriors

Selected: Players => All; Periods => All; FG Types => All; Results => All

1st Half



2nd Half



Shot Analysis

	M/A	%	Pts
2pt	14/76	18	28
3pt	1/11	9	3
Tot	15/87	17	31

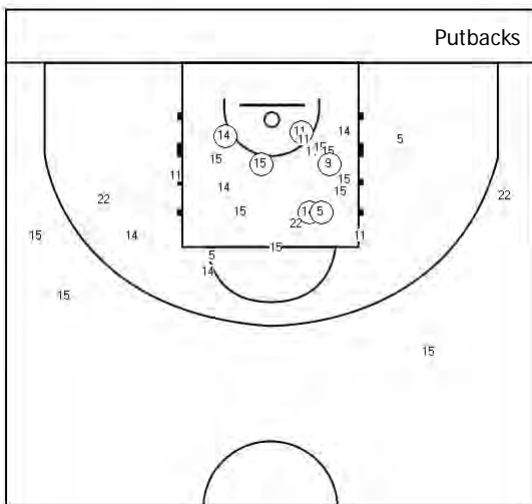
Points from Turnovers	4
Points in the Paint	8
Second Chance Points	4
Fast Break Points	2

	M/A	%
Putback %	0/0	0
Points from Dunks		0

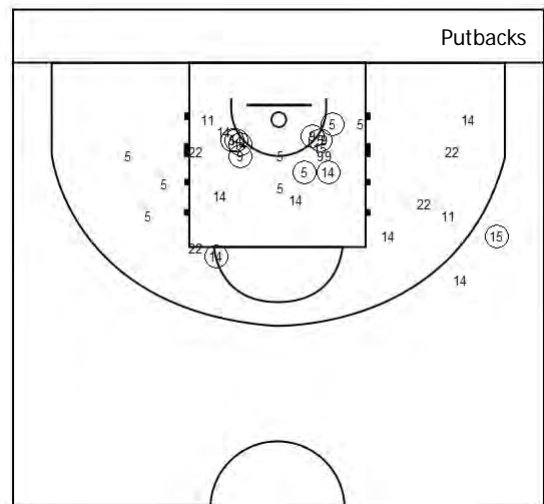
Eagles

Selected: Players => All; Periods => All; FG Types => All; Results => All

1st Half



2nd Half



Shot Analysis

	M/A	%	Pts
2pt	16/56	29	32
3pt	1/6	17	3
Tot	17/62	27	35

Points from Turnovers	2
Points in the Paint	30
Second Chance Points	6
Fast Break Points	10

	M/A	%
Putback %	0/0	0
Points from Dunks		0

Uni Rebels 56 - 55 Lightning

Box Score

Competition: Darw in Airport Resort League Women

Game No: 39673

Date: 13/08/2011 Time: 17:00 Venue: Court 2

Attendance:

Referees:

Commissioner:

Scoring by 5 min intervals:

	P1		P2		P3		P4	
Uni Rebels	5	13	22	27	31	38	45	56
Lightning	8	10	15	23	34	44	48	55

Uni Rebels

No.	Name	Min	Field Goals		3 Points		Free Throws		Rebounds			AS	TO	ST	Blocks		Fouls		PTS	Eff
			M/A	%	M/A	%	M/A	%	OR	DR	TOT				For	Rec	For	Rec		
* 4	BOUNDRY Jaylene	25:11	3/11	27	1/2	50	2/2	100	1	3	4	1	2	3	0	2	0	1	9	6
* 6	KURNOTH Vanessa	33:56	1/3	33	1/2	50	0/2	0	3	7	10	6	5	2	0	0	1	2	3	15
* 7	BONSON Jasmin	29:10	1/6	17	0/1	0	1/4	25	0	5	5	2	4	0	0	0	1	3	3	3
* 8	LEE Chantelle	26:31	4/9	44	0/0	0	1/6	17	3	1	4	0	2	1	0	0	2	3	9	8
* 15	AH WANG Delsey	37:31	3/11	27	0/1	0	5/9	56	4	8	12	2	1	0	2	0	4	6	11	20
20	GILL Yasmin	15:17	1/2	50	0/0	0	1/2	50	0	1	1	0	2	0	0	0	1	1	3	1
44	SCHMIDT Justine	32:13	6/18	33	1/3	33	5/8	63	0	3	3	2	4	6	1	1	4	6	18	15
Totals:		199:49	19/60	32	3/9	33	15/33	45	11	28	39	13	20	12	3	3	13	22	56	68
Team Totals:									0	0	0		0				0			

Coach:

Assistant Coaches:

Lightning

No.	Name	Min	Field Goals		3 Points		Free Throws		Rebounds			AS	TO	ST	Blocks		Fouls		PTS	Eff
			M/A	%	M/A	%	M/A	%	OR	DR	TOT				For	Rec	For	Rec		
* 3	COOK Chelsea	27:01	7/15	47	0/0	0	4/6	67	8	6	14	0	3	3	0	1	4	4	18	23
* 5	SEALY Kelli	28:55	7/14	50	3/7	43	0/0	0	0	3	3	1	1	1	0	0	0	0	17	14
11	DINGO Alana	19:48	0/9	0	0/4	0	0/0	0	2	4	6	0	1	0	0	0	3	0	0	-7
* 12	LEW FATT Tahnee	19:00	1/7	14	0/2	0	3/4	75	5	4	9	0	0	1	2	0	1	3	5	13
14	HERTEL Natasha	12:59	0/1	0	0/0	0	0/0	0	3	3	6	0	3	0	0	0	2	1	0	1
* 21	CARBONE Sarah	27:18	3/13	23	0/4	0	0/0	0	2	1	3	3	6	2	0	1	2	1	6	-4
* 22	LEE Deearne	20:52	0/10	0	0/2	0	0/0	0	3	6	9	1	4	0	0	0	4	0	0	-8
23	MURRAY Lucy	30:11	1/7	14	0/2	0	0/4	0	3	2	5	3	4	3	0	1	2	4	2	4
77	CARBONE Emma	13:56	3/5	60	1/2	50	0/0	0	1	1	2	1	3	1	1	0	4	0	7	3
Totals:		200:00	22/81	27	4/23	17	7/14	50	27	30	57	9	25	11	3	3	22	13	55	39
Team Totals:									0	0	0		0				0			

Coach:

Assistant Coaches:

Game Analysis

	Uni	Lightning
Points from Turnovers	8	8
Points in the Paint	24	22
Second Chance Points	4	17
Fast Break Points	0	0
Points off Bench	21	9

	Uni	Lightning
Personal Rebounds	39	57
Team Rebounds	0	0
Dead Ball Rebounds	0	0
Total Rebounds	39	57
Overall Rebound %	41	59

	Uni	Lightning
Biggest Lead	7	11
Biggest Scoring Run	12	8
Lead Changes	10	
Times Tied	2	
Time with Lead	21:54	16:35

Legend:

- | | | | |
|-----------------------------|-------------------------------------|--------------------------------|--------------------------------|
| Px - Period number | OTx - Overtime period number | * - Starter | Min - Minutes Played |
| M/A - Made/Attempts | % - Shooting Percentage | OR - Offensive Rebounds | DR - Defensive Rebounds |
| TOT - Total Rebounds | AS - Assists | TO - Turnovers | ST - Steals |
| For - Blocks Made | Rec - Blocks Received | For - Personal Fouls | PTS - Points |
| | | | Eff - Efficiency |

TV Jets 63 - 51 Ansett

Box Score

Competition: Darw in Airport Resort League Women

Game No: 39674

Date: 13/08/2011 Time: 18:30 Venue: Court 2

Attendance:

Referees:

Commissioner:

Scoring by 5 min intervals:

P1

P2

P3

P4

TV Jets

Ansett

5	17	26	33	41	47	55	63
13	16	19	21	33	36	44	51

TV Jets

No.	Name	Min	Field Goals		3 Points		Free Throws		Rebounds			AS	TO	ST	Blocks		Fouls		PTS	Eff
			M/A	%	M/A	%	M/A	%	OR	DR	TOT				For	Rec	For	Rec		
* 4	DUGGAN Ky lie	26:12	6/15	40	0/2	0	2/2	100	3	6	9	2	0	1	0	3	2	1	14	13
* 5	TINLEY Keisha	40:00	2/8	25	0/0	0	3/4	75	1	6	7	6	1	3	0	0	1	2	7	17
7	MAXWELL Tara	19:50	3/3	100	0/0	0	3/3	100	0	4	4	1	1	0	0	0	2	4	9	15
9	CUBILLO Demi	22:01	4/13	31	1/2	50	1/2	50	1	1	2	0	0	1	0	0	3	1	10	2
10	WEETERA Deiree	09:34	0/4	0	0/0	0	0/0	0	0	0	0	0	0	1	0	0	0	0	0	-3
* 11	HOWLETT Georgii	28:02	4/17	24	0/0	0	5/7	71	3	7	10	2	1	1	1	0	0	6	13	19
* 12	HARBISON Annabelle	20:32	1/4	25	0/2	0	0/0	0	0	2	2	3	0	0	1	0	2	0	2	3
14	LEW FATT Jenna	14:48	1/4	25	0/0	0	0/0	0	3	1	4	1	1	2	0	0	4	0	2	1
* 30	GRAZIOLI Brianna	19:01	3/6	50	0/0	0	0/0	0	1	2	3	0	1	0	0	0	0	0	6	5
Totals:		200:00	24/74	32	1/6	17	14/18	78	12	29	41	15	5	9	2	3	14	14	63	72
Team Totals:									0	0	0		0			0				

Coach:

Assistant Coaches:

Ansett

No.	Name	Min	Field Goals		3 Points		Free Throws		Rebounds			AS	TO	ST	Blocks		Fouls		PTS	Eff
			M/A	%	M/A	%	M/A	%	OR	DR	TOT				For	Rec	For	Rec		
* 5	FLANEGAN Lauren	38:36	5/25	20	4/16	25	0/0	0	2	2	4	0	2	0	0	0	2	1	14	-5
6	BOND Kia	27:36	3/9	33	1/4	25	0/0	0	2	3	5	3	3	0	1	0	5	0	7	2
* 21	BIRKETT Olivia	34:08	3/11	27	2/3	67	1/2	50	1	5	6	0	6	0	0	1	1	3	9	2
* 24	JONES Carla	33:57	0/5	0	0/0	0	0/0	0	6	3	9	2	4	1	1	0	1	1	0	4
* 34	HOSCHKE Kate	25:43	1/6	17	0/0	0	0/0	0	2	2	4	1	0	0	0	1	3	1	2	-1
* 42	DRESCHER Samantha	40:00	8/20	40	0/5	0	3/7	43	5	15	20	5	1	1	1	0	2	8	19	39
Totals:		200:00	20/76	26	7/28	25	4/9	44	18	30	48	11	16	2	3	2	14	14	51	41
Team Totals:									0	0	0		0			0				

Coach:

Assistant Coaches:

Game Analysis

	TV Jets	Ansett
Points from Turnovers	2	6
Points in the Paint	30	16
Second Chance Points	6	10
Fast Break Points	10	0
Points off Bench	21	7

	TV Jets	Ansett
Personal Rebounds	41	48
Team Rebounds	0	0
Dead Ball Rebounds	0	0
Total Rebounds	41	48
Overall Rebound %	46	54

	TV Jets	Ansett
Biggest Lead	16	8
Biggest Scoring Run	14	7
Lead Changes	8	
Times Tied	2	
Time with Lead	30:26	07:52

Legend:

Px - Period number	OTx - Overtime period number	* - Starter	Min - Minutes Played
M/A - Made/Attempts	% - Shooting Percentage	OR - Offensive Rebounds	DR - Defensive Rebounds
TOT - Total Rebounds	AS - Assists	TO - Turnovers	ST - Steals
For - Blocks Made	Rec - Blocks Received	For - Personal Fouls	PTS - Points
			Eff - Efficiency

TV Jets 63 - 51 Ansett

Competition: Darwin Airport Resort League Women

Date: 13/08/2011 Time: 18:30 Venue: Court 2

Shot Chart

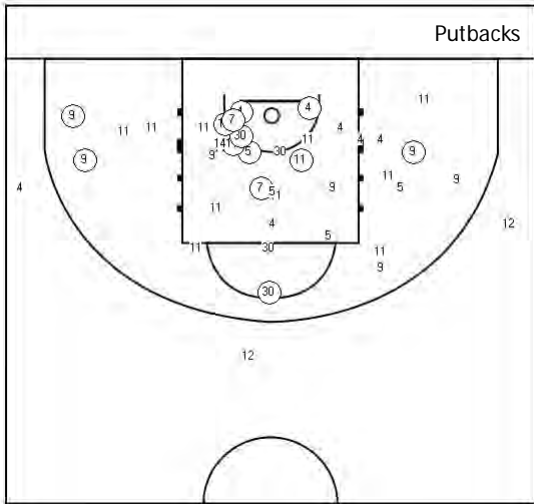
Game No: 39674

Attendance:

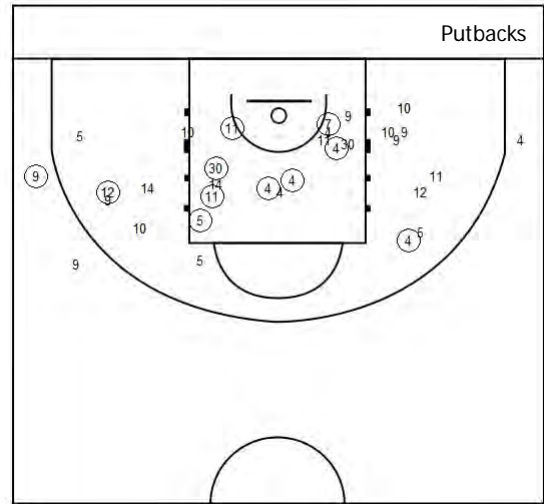
TV Jets

Selected: Players => All; Periods => All; FG Types => All; Results => All

1st Half



2nd Half



Shot Analysis

	M/A	%	Pts
2pt	23/68	34	46
3pt	1/6	17	3
Tot	24/74	32	49

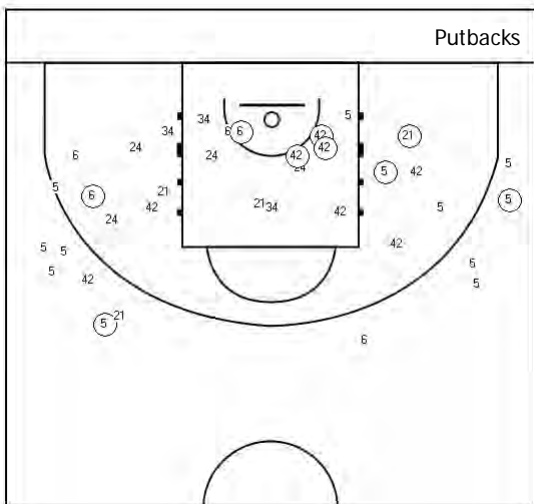
Points from Turnovers	2
Points in the Paint	30
Second Chance Points	6
Fast Break Points	10

	M/A	%
Putback %	0/0	0
Points from Dunks		0

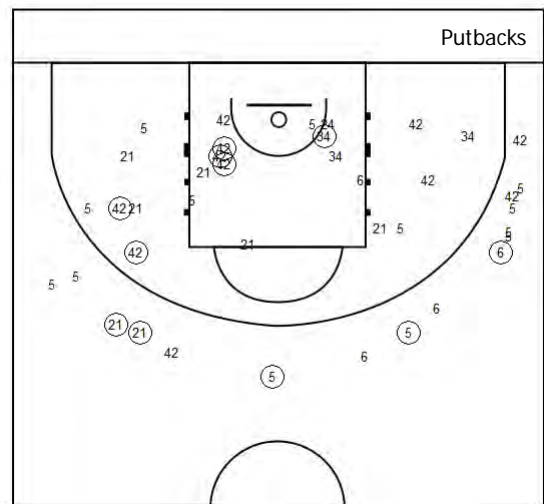
Ansett

Selected: Players => All; Periods => All; FG Types => All; Results => All

1st Half



2nd Half



Shot Analysis

	M/A	%	Pts
2pt	13/48	27	26
3pt	7/28	25	21
Tot	20/76	26	47

Points from Turnovers	6
Points in the Paint	16
Second Chance Points	10
Fast Break Points	0

	M/A	%
Putback %	0/0	0
Points from Dunks		0

Warriors 68 - 95 Eagles

Box Score

Competition: Darw in Airport Resort League Men

Game No: 39173

Date: 13/08/2011 Time: 17:00 Venue: Court 1

Attendance:

Referees:

Commissioner:

Scoring by 5 min intervals:

	P1		P2		P3		P4	
Warriors	4	16	28	36	40	54	58	68
Eagles	10	24	37	44	59	67	76	95

Warriors

No.	Name	Min	Field Goals		3 Points		Free Throws		Rebounds			AS	TO	ST	Blocks		Fouls		PTS	Eff
			M/A	%	M/A	%	M/A	%	OR	DR	TOT				For	Rec	For	Rec		
6	BORSI Travis	13:33	1/7	14	0/0	0	0/0	0	0	3	3	0	1	0	0	1	2	0	2	-5
8	KABUNGU Dom	00:00	0/0	0	0/0	0	0/0	0	0	0	0	0	0	0	0	0	0	0	0	0
* 9	DUT Ajak	16:26	0/5	0	0/0	0	0/0	0	2	4	6	0	3	0	0	0	4	2	0	-4
11	COSTELLO Justin	26:17	3/7	43	0/3	0	0/2	0	2	3	5	1	0	1	1	0	3	1	6	8
* 14	CROPLEY Rohan	23:04	6/12	50	1/4	25	2/2	100	1	2	3	2	4	0	1	0	3	1	15	9
15	PEEK Brodie	05:13	0/3	0	0/1	0	0/0	0	0	0	0	0	0	0	0	0	0	0	0	-3
22	CULBERTSON John	24:34	8/11	73	0/0	0	2/6	33	4	3	7	1	1	0	1	1	3	18	23	
* 24	WILLIAMS Christian	34:37	4/8	50	0/0	0	0/0	0	0	0	0	6	6	4	0	0	2	1	8	7
34	HAMRIDING Alex	12:09	2/5	40	0/1	0	5/7	71	2	6	8	0	1	1	0	1	4	9	16	
* 42	THOMAS Rhys	18:04	1/2	50	1/2	50	0/0	0	0	3	3	1	3	0	0	0	3	1	3	1
* 82	OLIVER Robert	26:03	3/9	33	0/1	0	1/2	50	2	3	5	1	2	1	1	1	2	1	7	5
Totals:		200:00	28/69	41	2/12	17	10/19	53	13	27	40	12	21	7	3	4	21	14	68	57

Team Totals:									0	0	0	0	0	0
--------------	--	--	--	--	--	--	--	--	---	---	---	---	---	---

Coach:

Assistant Coaches:

Eagles

No.	Name	Min	Field Goals		3 Points		Free Throws		Rebounds			AS	TO	ST	Blocks		Fouls		PTS	Eff
			M/A	%	M/A	%	M/A	%	OR	DR	TOT				For	Rec	For	Rec		
4	BUI Henry	16:37	5/6	83	0/0	0	3/4	75	3	3	6	0	2	1	0	0	3	2	13	16
* 11	HARRISON Shane	34:58	5/9	56	0/1	0	0/0	0	3	2	5	4	2	2	0	0	2	2	10	15
15	KERNICK Matthew	05:02	0/2	0	0/0	0	0/0	0	0	1	1	0	0	0	0	0	2	0	0	-3
* 22	PERKINS Buster	40:00	10/24	42	5/11	45	0/1	0	5	7	12	10	4	0	1	0	1	2	25	31
* 31	ILTON Louis	36:25	8/16	50	0/2	0	5/12	42	2	4	6	7	1	5	1	1	1	9	21	38
* 32	WHITE Samuel	24:50	5/9	56	0/1	0	1/2	50	3	6	9	1	2	0	2	1	2	1	11	15
40	REID Daniel	11:29	1/4	25	0/1	0	0/0	0	1	1	2	0	0	2	0	0	2	0	2	1
* 77	JOHNSON Joseph	30:39	6/14	43	0/3	0	1/4	25	1	4	5	5	1	3	0	1	2	4	13	18
Totals:		200:00	40/84	48	5/19	26	10/23	43	18	28	46	27	12	13	4	3	15	20	95	131

Team Totals:									0	0	0	0	0	0
--------------	--	--	--	--	--	--	--	--	---	---	---	---	---	---

Coach:

Assistant Coaches:

Game Analysis

	Warriors	Eagles
Points from Turnovers	4	10
Points in the Paint	44	60
Second Chance Points	10	15
Fast Break Points	8	10
Points off Bench	35	15

	Warriors	Eagles
Personal Rebounds	40	46
Team Rebounds	0	0
Dead Ball Rebounds	0	0
Total Rebounds	40	46
Overall Rebound %	47	53

	Warriors	Eagles
Biggest Lead	2	29
Biggest Scoring Run	6	10
Lead Changes	2	
Times Tied	1	
Time with Lead	01:08	37:36

Legend:

Px - Period number	OTx - Overtime period number	* - Starter	Min - Minutes Played
M/A - Made/Attempts	% - Shooting Percentage	OR - Offensive Rebounds	DR - Defensive Rebounds
TOT - Total Rebounds	AS - Assists	TO - Turnovers	ST - Steals
For - Blocks Made	Rec - Blocks Received	For - Personal Fouls	PTS - Points
			Eff - Efficiency

Warriors 68 - 95 Eagles

Shot Chart

Competition: Darw in Airport Resort League Men

Game No: 39173

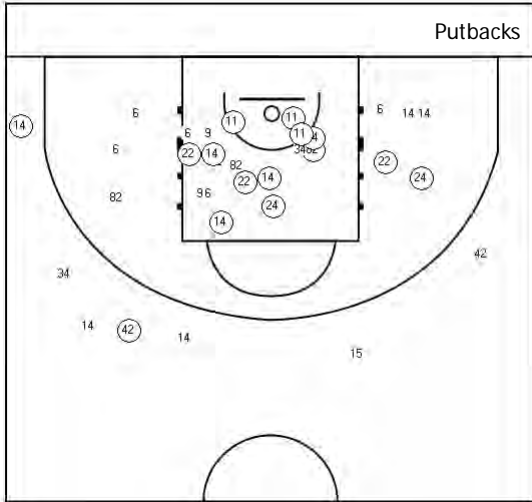
Date: 13/08/2011 Time: 17:00 Venue: Court 1

Attendance:

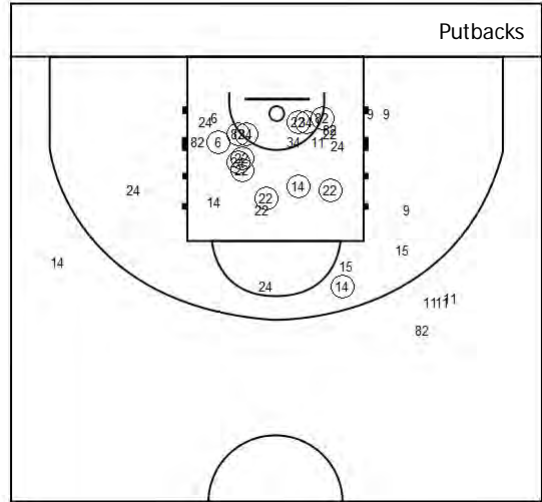
Warriors

Selected: Players => All; Periods => All; FG Types => All; Results => All

1st Half



2nd Half



Shot Analysis

	M/A	%	Pts
2pt	26/57	46	52
3pt	2/12	17	6
Tot	28/69	41	58

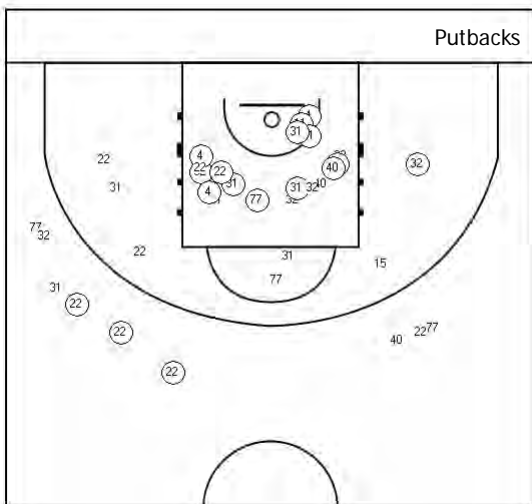
Points from Turnovers	4
Points in the Paint	44
Second Chance Points	10
Fast Break Points	8

	M/A	%
Putback %	0/0	0
Points from Dunks		0

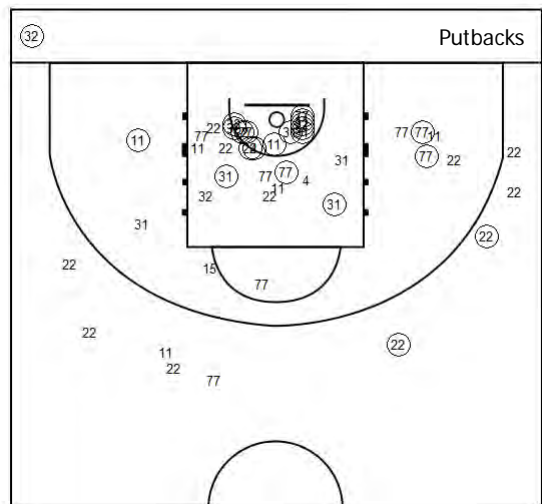
Eagles

Selected: Players => All; Periods => All; FG Types => All; Results => All

1st Half



2nd Half



Shot Analysis

	M/A	%	Pts
2pt	35/65	54	70
3pt	5/19	26	15
Tot	40/84	48	85

Points from Turnovers	10
Points in the Paint	60
Second Chance Points	15
Fast Break Points	10

	M/A	%
Putback %	1/1	100
Points from Dunks		2

Ansett 77 - 72 TV Jets

Box Score

Competition: Darw in Airport Resort League Men

Game No: 39172

Date: 13/08/2011 Time: 20:00 Venue: Court 1

Attendance:

Referees:

Commissioner:

Scoring by 5 min intervals:

P1

P2

P3

P4

Ansett

TV Jets

8	14	27	39	47	58	67	77
3	15	28	34	42	49	56	72

Ansett

No.	Name	Min	Field Goals		3 Points		Free Throws		Rebounds			AS	TO	ST	Blocks		Fouls		PTS	Eff
			M/A	%	M/A	%	M/A	%	OR	DR	TOT				For	Rec	For	Rec		
* 5	HUNT Tom	36:47	4/10	40	1/3	33	0/0	0	1	2	3	2	2	1	0	1	4	2	9	4
6	O'DONOHUE Mitchell	00:00	0/0	0	0/0	0	0/0	0	0	0	0	0	0	0	0	0	0	0	0	0
* 9	HUNT Matthew	37:31	7/22	32	1/7	14	5/8	63	2	2	4	5	7	1	0	0	2	3	20	9
* 10	FLORANCE Daniel	39:10	10/22	45	0/3	0	6/11	55	2	5	7	3	2	3	0	0	3	7	26	29
13	PARNHAM Cameron	11:59	1/2	50	0/0	0	0/2	0	0	2	2	0	0	1	0	0	2	1	2	3
14	FLANEGAN Matthew	20:55	2/6	33	0/3	0	0/0	0	1	2	3	2	0	0	0	0	0	2	4	7
* 37	JOHNSON Jay	17:05	2/3	67	0/0	0	0/0	0	0	8	8	0	0	3	0	0	5	0	4	9
* 55	FEENEY Jake	36:33	6/8	75	0/0	0	0/0	0	2	7	9	4	1	0	0	0	2	0	12	20
Totals:		200:00	32/73	44	2/16	13	11/21	52	8	28	36	16	12	9	0	1	18	15	77	81

Team Totals:

0	0	0	0	0
---	---	---	---	---

Coach:

Assistant Coaches:

TV Jets

No.	Name	Min	Field Goals		3 Points		Free Throws		Rebounds			AS	TO	ST	Blocks		Fouls		PTS	Eff
			M/A	%	M/A	%	M/A	%	OR	DR	TOT				For	Rec	For	Rec		
3	SUKCHAROEN Jett	09:33	0/3	0	0/1	0	0/0	0	0	0	0	0	0	0	0	0	1	0	0	-4
8	ELLIS Travis	34:12	13/27	48	0/1	0	6/7	86	11	10	21	1	3	2	0	0	0	7	32	46
9	EAST Brad	02:13	0/0	0	0/0	0	0/0	0	0	0	0	0	1	0	0	0	0	0	0	-1
10	GEER Jake	00:30	0/0	0	0/0	0	0/0	0	0	0	0	0	0	0	0	0	0	0	0	0
* 11	MACLEAN Michael	34:14	9/15	60	1/3	33	2/5	40	2	5	7	5	2	0	0	0	3	5	21	27
* 15	SIMPSON Aaron	30:47	1/8	13	0/0	0	3/4	75	4	4	8	2	2	0	0	0	4	5	5	7
* 19	PATRICK Nicholas	35:59	3/15	20	0/4	0	0/0	0	1	2	3	2	1	0	1	0	0	0	6	-1
* 22	KONONEN Clinton	21:06	1/5	20	0/1	0	0/0	0	0	4	4	1	3	1	0	0	5	0	2	-4
* 24	MACLACHLAN Liam	31:26	3/10	30	0/1	0	0/0	0	2	6	8	1	2	1	0	0	3	1	6	5
Totals:		200:00	30/83	36	1/11	9	11/16	69	20	31	51	12	14	4	1	0	16	18	72	75

Team Totals:

0	0	0	0	1
---	---	---	---	---

Coach:

Assistant Coaches:

Game Analysis

	Ansett	TV Jets
Points from Turnovers	6	4
Points in the Paint	54	38
Second Chance Points	11	8
Fast Break Points	0	0
Points off Bench	6	32

	Ansett	TV Jets
Personal Rebounds	36	51
Team Rebounds	0	0
Dead Ball Rebounds	0	0
Total Rebounds	36	51
Overall Rebound %	41	59

	Ansett	TV Jets
Biggest Lead	13	4
Biggest Scoring Run	8	6
Lead Changes	8	
Times Tied	1	
Time with Lead	32:02	07:19

Legend:

Px - Period number	OTx - Overtime period number	* - Starter	Min - Minutes Played
M/A - Made/Attempts	% - Shooting Percentage	OR - Offensive Rebounds	DR - Defensive Rebounds
TOT - Total Rebounds	AS - Assists	TO - Turnovers	ST - Steals
For - Blocks Made	Rec - Blocks Received	For - Personal Fouls	PTS - Points
			Eff - Efficiency

Ansett 77 - 72 TV Jets

Shot Chart

Competition: Darw in Airport Resort League Men

Game No: 39172

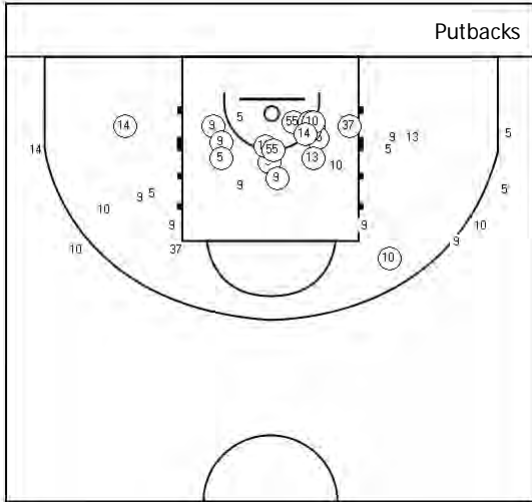
Date: 13/08/2011 Time: 20:00 Venue: Court 1

Attendance:

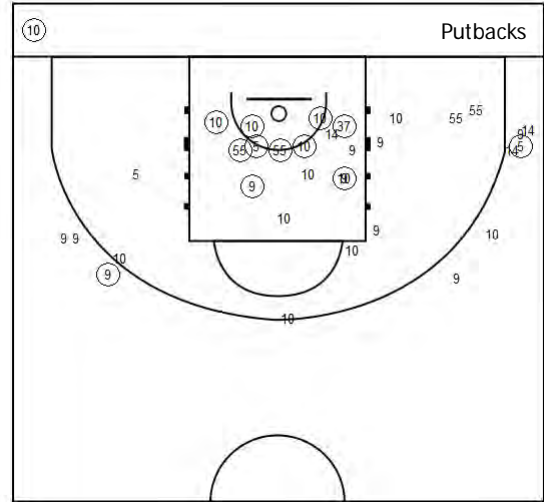
Ansett

Selected: Players => All; Periods => All; FG Types => All; Results => All

1st Half



2nd Half



Shot Analysis

	M/A	%	Pts
2pt	30/57	53	60
3pt	2/16	13	6
Tot	32/73	44	66

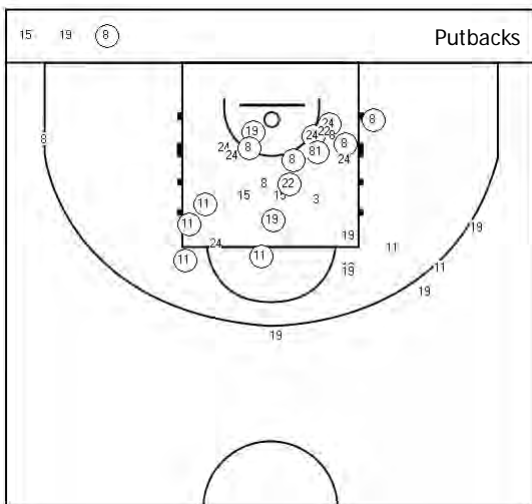
Points from Turnovers	6
Points in the Paint	54
Second Chance Points	11
Fast Break Points	0

	M/A	%
Putback %	1/1	100
Points from Dunks		0

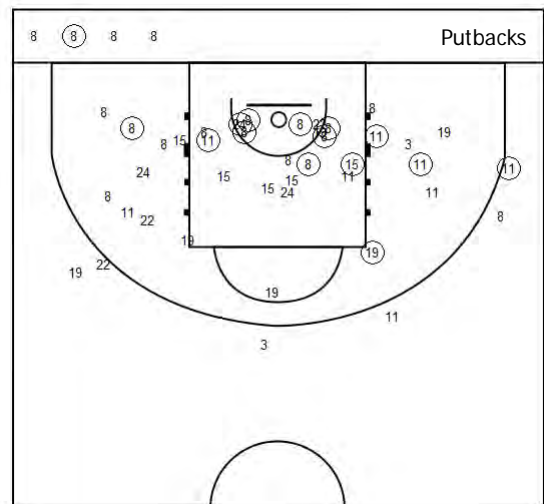
TV Jets

Selected: Players => All; Periods => All; FG Types => All; Results => All

1st Half



2nd Half



Shot Analysis

	M/A	%	Pts
2pt	29/72	40	58
3pt	1/11	9	3
Tot	30/83	36	61

Points from Turnovers	4
Points in the Paint	38
Second Chance Points	8
Fast Break Points	0

	M/A	%
Putback %	2/7	29
Points from Dunks		2

Lightning 42 - 152 Uni Rebels

Box Score

Competition: Darw in Airport Resort League Men

Game No: 39171

Date: 13/08/2011 Time: 18:30 Venue: Court 1

Attendance:

Referees:

Commissioner:

Scoring by 5 min intervals:

P1

P2

P3

P4

Lightning

Uni Rebels

5	17	22	24	24	27	32	42
12	31	48	69	90	105	124	152

Lightning

No.	Name	Min	Field Goals		3 Points		Free Throws		Rebounds			AS	TO	ST	Blocks		Fouls		PTS	Eff
			M/A	%	M/A	%	M/A	%	OR	DR	TOT				For	Rec	For	Rec		
* 24	BAILEY Cameron	40:00	3/24	13	1/10	10	0/0	0	4	4	8	0	5	3	2	0	1	0	7	-7
* 41	HERTEL Brodie	40:00	5/19	26	0/6	0	0/2	0	5	7	12	1	10	0	0	0	2	2	10	-1
* 43	MALADY Bradley	40:00	1/9	11	1/6	17	0/0	0	0	1	1	0	3	0	0	0	0	1	3	-6
* 45	IVINSON Jason	40:00	3/14	21	3/7	43	2/2	100	0	4	4	2	7	3	1	0	1	2	11	4
* 75	PEACHY Dean	40:00	4/17	24	3/12	25	0/0	0	1	1	2	2	2	1	0	0	0	0	11	1
Totals:		200:00	16/83	19	8/41	20	2/4	50	10	17	27	5	27	7	3	0	4	5	42	-9
Team Totals:									0	0	0		0				0			

Coach:

Assistant Coaches:

Uni Rebels

No.	Name	Min	Field Goals		3 Points		Free Throws		Rebounds			AS	TO	ST	Blocks		Fouls		PTS	Eff
			M/A	%	M/A	%	M/A	%	OR	DR	TOT				For	Rec	For	Rec		
* 3	LAUREL Malix	14:07	2/4	50	0/0	0	0/0	0	0	3	3	3	2	0	0	0	1	0	4	5
* 5	CH'NG Marcus	40:00	5/10	50	0/0	0	0/0	0	1	13	14	14	5	8	0	0	0	0	10	36
20	KIRBY Jake	23:28	4/16	25	0/1	0	0/2	0	5	1	6	6	0	3	0	2	0	1	8	10
31	SCHMIDT Lance	21:06	4/9	44	2/3	67	0/0	0	1	4	5	2	1	1	0	0	0	0	10	12
* 33	HAMILL Jamie	24:41	5/19	26	5/19	26	0/0	0	2	1	3	1	0	0	0	0	0	0	15	5
* 40	MOSS Andre'	40:00	38/54	70	2/9	22	2/3	67	20	12	32	6	6	2	0	0	1	2	80	99
* 76	WAUDBY Steven	36:38	12/17	71	0/0	0	1/1	100	11	18	29	4	3	0	0	1	3	1	25	47
Totals:		200:00	70/129	54	9/32	28	3/6	50	40	52	92	36	17	14	0	3	5	4	152	214
Team Totals:									0	0	0		0				0			

Coach:

Assistant Coaches:

Game Analysis

	Lightning	Uni
Points from Turnovers	2	20
Points in the Paint	14	112
Second Chance Points	6	49
Fast Break Points	0	0
Points off Bench	0	18

	Lightning	Uni
Personal Rebounds	27	92
Team Rebounds	0	0
Dead Ball Rebounds	0	0
Total Rebounds	27	92
Overall Rebound %	23	77

	Lightning	Uni
Biggest Lead	0	113
Biggest Scoring Run	5	54
Lead Changes	1	
Times Tied	0	
Time with Lead	00:00	39:41

Legend:

Px - Period number

OTx - Overtime period number

***** - Starter

Min - Minutes Played

M/A - Made/Attempts

% - Shooting Percentage

OR - Offensive Rebounds

DR - Defensive Rebounds

TOT - Total Rebounds

AS - Assists

TO - Turnovers

ST - Steals

PTS - Points

For - Blocks Made

Rec - Blocks Received

For - Personal Fouls

Rec - Fouls On

Eff - Efficiency

Lightning 42 - 152 Uni Rebels

Competition: Darw in Airport Resort League Men

Date: 13/08/2011 Time: 18:30 Venue: Court 1

Shot Chart

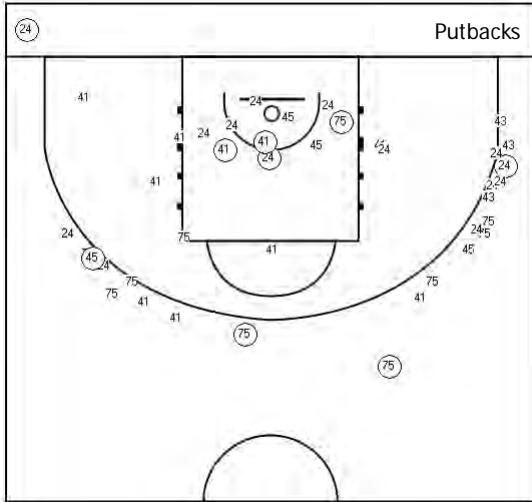
Game No: 39171

Attendance:

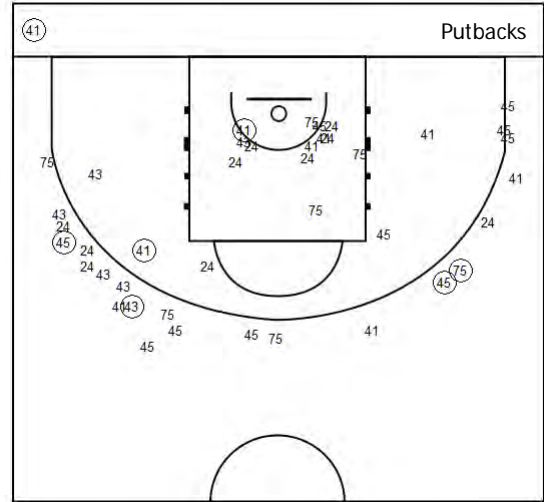
Lightning

Selected: Players => All; Periods => All; FG Types => All; Results => All

1st Half



2nd Half



Shot Analysis

	M/A	%	Pts
2pt	8/42	19	16
3pt	8/41	20	24
Tot	16/83	19	40

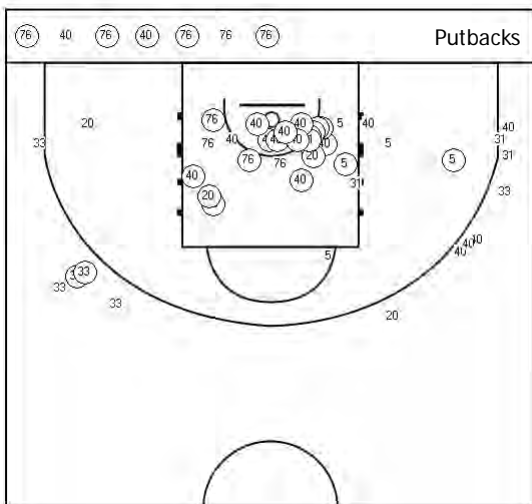
Points from Turnovers	2
Points in the Paint	14
Second Chance Points	6
Fast Break Points	0

	M/A	%
Putback %	2/2	100
Points from Dunks		0

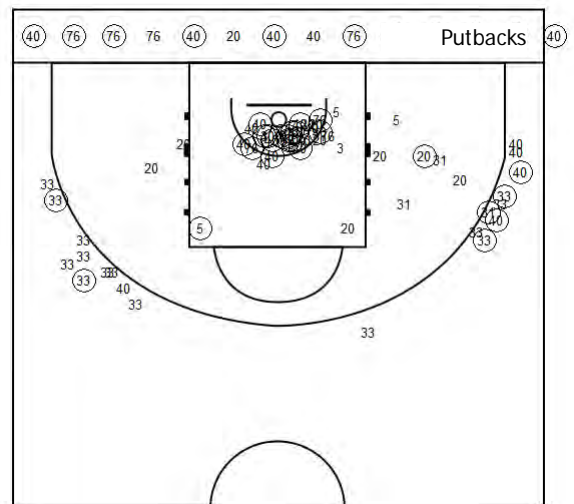
Uni Rebels

Selected: Players => All; Periods => All; FG Types => All; Results => All

1st Half



2nd Half



Shot Analysis

	M/A	%	Pts
2pt	61/97	63	122
3pt	9/32	28	27
Tot	70/129	54	149

Points from Turnovers	20
Points in the Paint	112
Second Chance Points	49
Fast Break Points	0

	M/A	%
Putback %	16/21	76
Points from Dunks		22